

ORIGINAL SULKY PARTS



SULKY 




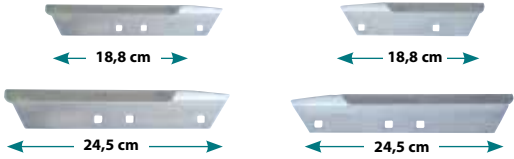













SULKY 






Spare parts for
FERTILIZER SPREADERS

SET OF 4 BLADES INCLUDED SHORT AND LONG + FASTENINGS

| Machine type | Working width | Reference ^(A) | |
|--|---|---|---|
| | | Left disc | Right disc |
|  RS 350 - RS 1000 | | Per unit (4 blades per disc) Kit ref. 721916 | |
|  |  |  18,8 cm 24,5 cm |  18,8 cm 24,5 cm |
|  <small>From serial no. 97DR09115</small> |  |  21 cm 27,5 cm |  21 cm 27,5 cm |
|   |  |  18,8 cm 27,5 cm |  18,8 cm 27,5 cm |



PALES ECOBORD

| Machine type | Working width | Reference |
|--|---|-----------|
|   |  | 911079 |

**SET OF 4 BLADES INCLUDED SHORT AND LONG + FASTENINGS
(STANDARD AND **HR = HIGH RESISTANCE**)**

| Machine type | Working width | Reference ^(A) | |
|---|----------------|---|------------|
| | | Left disc | Right disc |
| <p>DX20</p> <p>DPX</p> <p>18 / 24 / Prima / Expert / Magnum 603 / 803 / 1003 604 / 804 / 1004 1154 (in service until 31.10.94) 605 / 805 / 1155 1205 / 1505 1805 / 2005</p> <p>DPA XLT Fertil / Fertilarge^(B)</p> | <p>12 - 18</p> | <p>Kit ref. 911073</p> | |
| <p>DPX</p> <p>1203 / 1503 / 1803 1204⁽¹⁾ / 1504⁽¹⁾ / 1804⁽¹⁾ 1154⁽²⁾</p> <p><small>(1) in service until 31.10.94 (2) in service since 01.11.94 from serial no. 94 DP 11112</small></p> | <p>12 - 24</p> | <p>Kit ref. 911067</p> | |
| <p>DX20+</p> <p>DPX</p> <p>24 / Prima / 70 ans (12 - 24 m) 605 / 805 / 1155</p> | <p>18 - 24</p> | | |
| <p>DPX 28 (12 - 28 m)</p> <p>DPA XL</p> <p>1700 / 2000 / 2400 / 3000</p> <p>GLX</p> <p>1700 / 2000 / 2400 / 3000</p> <p>Fertil / Fertilarge^(B)</p> | <p>18 - 28</p> | <p>Kit ref. 911074 Kit ref. HR 911076</p> | |
| <p>DX30/30+ (12 - 28 m)</p> <p>DPX</p> <p>Expert / Magnum 1204⁽³⁾ / 1504⁽³⁾ / 1804⁽³⁾ 1205 / 1505 / 1805 / 2005</p> <p><small>(3) in service since 31.10.94 from serial no. 94 GP 10133</small></p> | | | |


(A) Vane set reference (4 vanes + bolts + counter-weights)
(B) ROGER models: to be ordered using Sulky ref.

**SET OF 4 BLADES INCLUDED SHORT AND LONG + FASTENINGS
(STANDARD AND HR = HIGH RESISTANCE)**

| Machine type | Working width | Reference | |
|--|----------------|---|---|
| | | Left disc | Right disc |
| <p>DX30/30+</p> <p>DPX</p> <p><i>Expert (from serial no. 03 LX 11101)</i> <i>Magnum</i></p> <p>GLX</p> <p>1700 / 2000 / 2400 / 3000</p> <p>DPA XL</p> <p>1600 / 1700 / 2000 / 2400 3000 (from Nov. 96)</p> <p>DPA XLT</p> <p>DPX GL 2000</p> <p><i>Fertil / Fertilarge</i></p> | <p>28 - 36</p> | <p>Kit ref. 911075 Kit ref. HR 911077</p> | <p>Kit ref. 911075 Kit ref. HR 911077</p> |
| <p>DPX</p> <p><i>Magnum 44</i></p> <p>DPA XLT</p> | <p>36 - 44</p> | <p>Kit ref. HR 911078</p> | <p>Kit ref. HR 911078</p> |

SET OF 2 BLADES LONG HR (High Resistance)

| Machine type | Working width | Reference | |
|--|----------------|---------------------------|---------------------------|
| | | Left disc | Right disc |
| <p>DPX</p> <p><i>Expert / Magnum</i> <i>GLX / DPA XL / GL 2000</i> <i>DPA XLT</i></p> | <p>28 - 36</p> | <p>Kit ref. HR 911142</p> | <p>Kit ref. HR 911142</p> |
| <p>DPX</p> <p><i>Magnum 44</i> <i>DPA XLT</i></p> | <p>36 - 44</p> | <p>Kit ref. HR 911143</p> | <p>Kit ref. HR 911143</p> |



ECOBORD BLADES - PER UNIT

| Machine type | Working width | Reference |
|---|------------------------|---------------------|
| DX20 DPX 18 / 24 / Prima / 70 years ⁽¹⁾ Expert / Magnum | 12 - 18 (1) 12 - 24 | 911079 |
| DX20 DPX 24 / 28 / Prima | 18 - 24 18 - 28 | 911080 HR 911082 |
| DX30/30+ | 28 - 36 | 911081 HR 911083 |







DPX TRIBORD 2D VANE KIT (before 12.09)

| Machine type | Working width | Composition | Reference |
|---|--------------------|-------------|----------------------|
| DPX Prima ⁽¹⁾ / 70 years Expert / Magnum Magnum 44 (1) Up to serial no. 09DX12102 | 12 - 18 | | 911009 |
| | 18 - 24 18 - 28 | | 911010 |
| | 28 - 36 | | 911011 |
| | 36 - 44 | | Ref. HR* : 911012 |




DPX TRIBORD 2D VANE KIT (after 12.09) AND DX20/30

| Machine type | Working width | Composition | Reference |
|---|--------------------|-------------|-----------|
| DPX Prima ⁽²⁾ DPX 18 / 24 / 28 (2) From serial no. 09DX12103 | 12 - 18 | | 911093 |
| | 18 - 24 18 - 28 | | 911094 |
| DX30/30+ | 28 - 36 | | 911210 |

**SET OF 4 BLADES INCLUDED SHORT AND LONG + FASTENINGS
(STANDARD AND HR = HIGH RESISTANCE)**

| Machine type | Working width | Reference ^(A) | |
|--|---------------|---|---|
| | | Left disc | Right disc |
| X36 X44 X44 <i>HI-TECH</i> XT 100-130 (<12/2014) | 12 - 28 |  Kit ref. 911084 Kit ref. HR 911087 |  Kit ref. 911084 Kit ref. HR 911087 |
| | 24 - 36 |  Kit ref. 911085 Kit ref. HR 911088 |  Kit ref. 911085 Kit ref. HR 911088 |
| X44 X44 <i>HI-TECH</i> XT 100-130 (<12/2014) | 32 - 44 |  Kit ref. 911086 Kit ref. HR 911089 |  Kit ref. 911086 Kit ref. HR 911089 |

BLADE KIT - TRIBORD 3D *for the development of the working width with a new set of blades*

| Machine type | Working width | Composition | Reference |
|--|---------------|--|-----------|
| X36 X44 X44 <i>HI-TECH</i> XT 100-130 (<12/2014) | 12 - 28 |  T 12 T 28 | 911090 |
| | 24 - 36 |  T 24 T 36 | 911091 |
| X44 X44 <i>HI-TECH</i> XT 100-130 (<12/2014) | 32 - 44 |  T 32 T 44 | 911092 |

SET OF 2 BLADES LONG HR (High Resistance) + FASTENINGS (A)

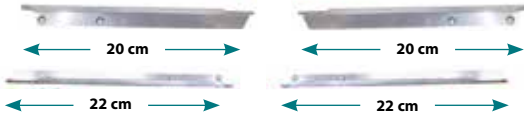



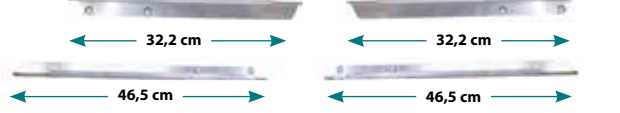





| Machine type | Working width | Reference ^(B) | |
|---|--------------------|---|------------|
| | | Left disc | Right disc |
| X36 X44 XT 100-130 (<12/2014) | 24 - 36 | 49,5 cm 49,5 cm Kit ref. 911144 | |
| X44 XT 100-130 (<12/2014) | 32 - 44 | 53,5 cm 53,5 cm Kit ref. 911145 | |

BLADES - TRIBORD 3D FOR X36/X44 (>11/07) - AND XT100-130 (<12/2014) PER UNIT







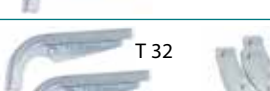



| Assembly with set of blades | TRIBORD VANE | | Working width | Reference |
|--|--------------|-----|---------------|-----------|
| 12 - 28 m | | T12 | 12 m | 911046 |
| | | T28 | 13 à 28 m | 911047 |
| 24 - 36 m | | T24 | 24 m | 911048 |
| | | T36 | 25 à 36 m | 911049 |
| 32 - 44 m | | T32 | 32 m | 911050 |
| | | T44 | 33 à 44 m | 911051 |
| Balancing weight - range X36-X44 (per unit) | | | | 945005 |

(A) Vane set reference (4 vanes + bolts + counter-weights)
 (B) ROGER models: to be ordered using Sulky ref.




SET OF 4 BLADES (A)
(STANDARD AND HR = HIGH RESISTANCE)

| Machine type | Working width | Reference ^(B) | |
|---|---------------|---|--|
| | | Left disc | Right disc |
| X40/40+ XT (>01/2015) | EV 12 - 18 |  <p>20 cm 22 cm</p> |  <p>20 cm 22 cm</p> |
| | | Kit ref. 911180 Kit ref. HR 911179 | |
| | EV 18 - 28 |  <p>28,7 cm 35,7 cm</p> |  <p>28,7 cm 35,7 cm</p> |
| | | Kit ref. 911173 Kit ref. HR 911146 | |
| X40+/50+ XT (>01/2015) | EV 24 - 36 |  <p>32,2 cm 46,5 cm</p> |  <p>32,2 cm 46,5 cm</p> |
| | | Kit ref. 911174 Kit ref. HR 911147 | |
| | EV 32 - 44 |  <p>34 cm 50,6 cm</p> |  <p>34 cm 50,6 cm</p> |
| | | Kit ref. HR 911148 | |
| X50/50+ XT (>01/2015) | EV 40 - 50 |  <p>35,9 cm 53,9 cm</p> |  <p>35,9 cm 53,9 cm</p> |
| | | Kit ref. HR 911149 | |











BLADE KIT - TRIBORD 3D (right side) for the development of the working width with a new set of blades

| Machine type | Working width | Composition | Reference |
|--|---------------|--|---|
| X40/40+ XT (>01/2015) | 12 - 18 |  <p>T 15 T 18</p> |  <p>911196</p> |
| | 18 - 28 |  <p>T 18 T 28</p> |  <p>911161</p> |
| X40/40+ X50/50+ XT (>01/2015) | 24 - 36 |  <p>T 24 T 36</p> |  <p>911162</p> |
| | 32 - 44 |  <p>T 32 T 44</p> |  <p>911163</p> |
| X50/50+ XT (>01/2015) | 40 - 50 |  <p>T 40 T 50</p> |  <p>911164</p> |











SET OF 2 BLADES LONG HR (High Resistance) + FASTENINGS (A)

| Machine type | Working width | Reference ^(B) |
|--|---------------|--|
| X40/40+ X50/50+ XT (>01/2015) | EV 24 - 36 |  Kit ref. HR 911150 |
| | EV 32 - 44 |  Kit ref. HR 911151 |
| X50/50+ XT (>01/2015) | EV 40 - 50 |  Kit ref. HR 911152 |

BLADES TRIBORD 3D (right side) FOR X40/X50, X40+/X50+ AND XT (>01/2015) - PER UNIT

| Assembly with set of blades | TRIBORD VANE RIGHT | Working width | Reference |
|--|---|---------------|-----------|
| EV 12 - 18 m |  T15 | 12 to 15 m | 911235 |
| |  T18 | 15 to 18 m | 911153 |
| EV 18 - 28 m |  T18 | 18 to 21 m | 911153 |
| |  T28 | 22 to 28 m | 911155 |
| EV 24 - 36 m |  T24 | 24 m | 911154 |
| |  T36 | 25 to 36 m | 911157 |
| EV 32 - 44 m |  T32 | 32 m | 911156 |
| |  T44 | 33 to 44 m | 911159 |
| EV 40 - 50 m |  T40 | 40 m | 911158 |
| |  T50 | 41 to 50 m | 911160 |
| Balancing weight - range X40/50 and X40+/X50+ (per unit) | | | 945005 |

BLADE KIT - TRIBORD 3D (left side) for the development of the working width with a new set of blades

| Machine type | Working width | Composition | Reference |
|----------------------------|---------------|--|--|
| X40+ | 12 - 18 |  T15 T18 |  911250 |
| | 18 - 28 |  T18 T28 |  911251 |
| X40+ X50+ | 24 - 36 |  T24 T36 |  911252 |
| | 32 - 44 |  T32 T44 |  911253 |
| X50+ | 40 - 50 |  T40 T50 |  911254 |

BLADES TRIBORD 3D (left side) **FOR X40/X50, X40+/X50+ AND XT (>01/2015) - PER UNIT**

| Assembly with set of blades | TRIBORD VANE LEFT | Working width | Reference |
|--|---|---------------|-----------|
| EV 12 - 18 m |  T15 | 12 to 15 m | 911241 |
| |  T18 | 15 to 18 m | 911242 |
| EV 18 - 28 m |  T18 | 18 to 21 m | 911242 |
| |  T28 | 22 to 28 m | 911244 |
| EV 24 - 36 m |  T24 | 24 m | 911243 |
| |  T36 | 25 to 36 m | 911246 |
| EV 32 - 44 m |  T32 | 32 m | 911245 |
| |  T44 | 33 to 44 m | 911248 |
| EV 40 - 50 m |  T40 | 40 m | 911247 |
| |  T50 | 41 to 50 m | 911249 |
| Balancing weight - range X40/50 and X40+/X50+ (per unit) | | | 945005 |

DISCS

DISC L

DISC R

DR

Ref : 926026

Ref : 926025

DRC

DRV

Ref : 926039

Ref : 926038

DPX

DPX 18/24/28/Pima/Expert/Magnum

603/803/1003

604/804/1004.....

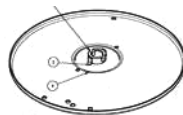
605/805/1155

GLX

DPA XL

STANDARD

Ref : 909728



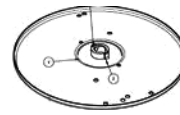
TRIBORD

Ref : 916189



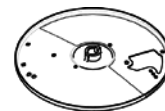
STANDARD

Ref : 900891



TRIBORD

Ref : 916190

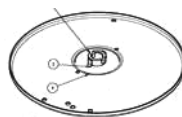


DX20/20+

DX30/30+

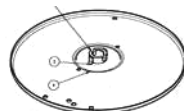
STANDARD

Ref : 909728



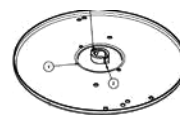
TRIBORD

Ref : 909728



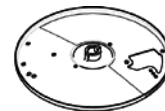
STANDARD

Ref : 900891



TRIBORD

Ref : 916190



X36

X44

Ref : 916302

Ref : 916303

X40/40+

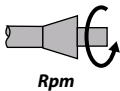










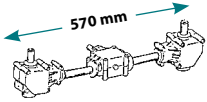

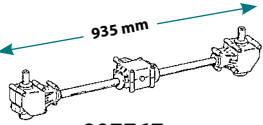

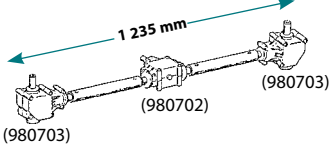

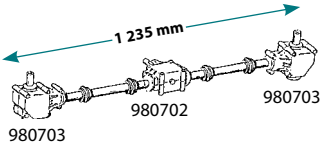

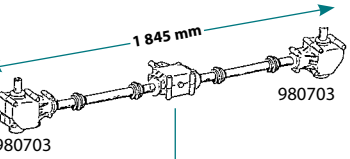
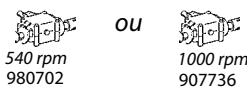
X50/50+

Ref : 916390

Ref : 916391

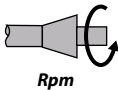
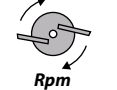

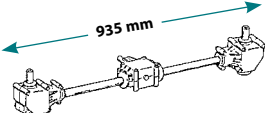
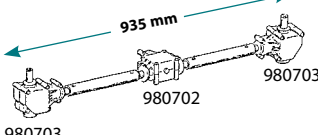
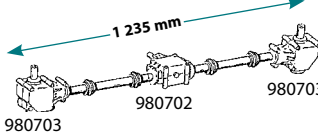
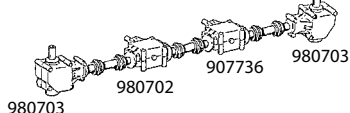
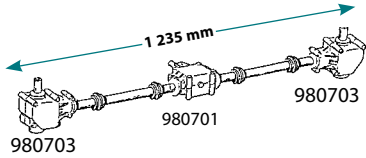

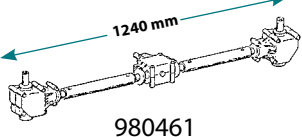
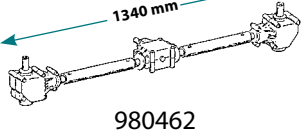
GEAR BOXES

from 11/96

| Model |  Rpm |  Rpm | References |
|--|---|---|---|
|  RS 350 - RS 1000 | 540 rpm | 540 rpm |  721914 |
|  Rotor 302 - 402 | 540 rpm | 540 rpm |  980754 |
|  Rotor 500 - 600 - 1150 | 540 rpm | 540 rpm |  907535 |
|  Vigneron 300 - 400 - 500 | 540 rpm | 540 rpm |  980760 |
|  from serial no.: 97 DR 09115 | 540 rpm | 540 rpm |  980704 |
|  605 / 805 / 1155 | 540 rpm | 720 rpm |  907767 |
|  1205 / 1505 1805 / 2005 Fertil-R ^(B) | 540 rpm | 810 rpm |  910180 |
|  1700 / 2000 2400 / 3000 Fertilarge-R ^(B) | 540 rpm | 810 rpm |  980703 |
|  1000 rpm | 1000 rpm | 810 rpm |  980702 |
| | 1000 rpm | 810 rpm |  OU 540 rpm 980702 1000 rpm 907736 |

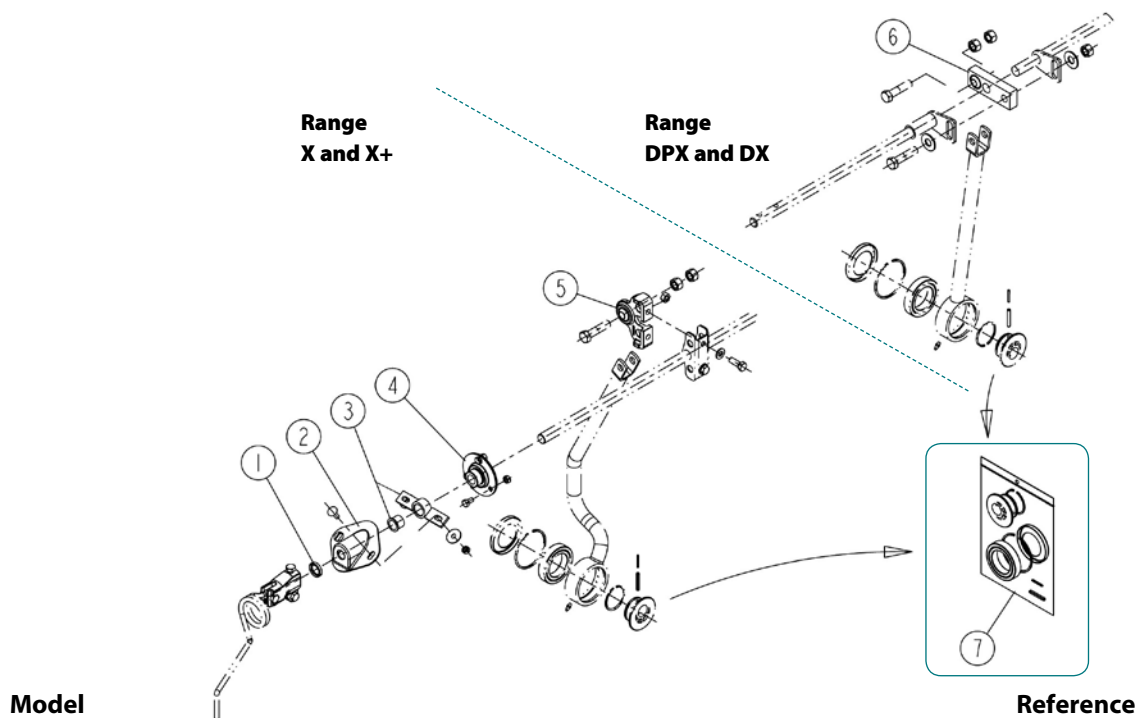
GEAR BOXES

from 11/96

| Machine type |  Rpm |  Rpm | References |
|---|--|--|---|
| DRV DRC | 540 rpm | 720 rpm |  980768 |
| DPX <i>Prima / 70 yrs / 18 / 24</i> DX20/20+ | 540 rpm | 720 rpm |  907767 |
| DPX <i>Expert</i> DPX 28 Fertil-Pro^(B) | 540 rpm | 810 rpm |  980703 980702 980703 910436 |
| DPX <i>Magnum</i> Fertilage-Pro^(B) | 540 rpm | 810 rpm |  980703 980702 980703 980703 |
| | 1000 rpm | 810 rpm |  980703 980702 907736 980703 980703 |
| DPX <i>Magnum 44</i> | 540 rpm | 1026 rpm |  980703 980701 980703 980703 |
| DX30/30+ | 540 rpm | 810 rpm |  980494 |
| X36 X40/40+ | 540 rpm | 810 rpm |  980461 |
| X44 X44 HI-TECH X50/50+ | 540 rpm | 810 rpm |  980462 |

(B) ROGER models: to be ordered using Sulky ref.

PARTS FOR DPX AND X12-44 REGULATORS / AGITATORS



| Model | Reference |
|---|-----------|
| 1 - Joint V ring ø20 pour DPX 18 / 24 / 28 / Prima / 70 yrs / Expert / Magnum et X 36 / 44 | 734001 |
| 2 - Agitator plate for DPX 18 / 24 / 28 / Prima / 70 yrs / Expert / Magnum and X 36 / 44 | 901000 |
| 3 - Calcar bearing bp 25c with support for DPX Magnum and X 36 / 44 | 910295 |
| 4 - Auto-aligning bearing for DPX 18 / 24 / 28 / Prima / 70 yrs / Expert / Magnum and X 36 / 44 | 880999 |
| 5 - Shock-absorbed door for X 36 / 44 | 914277 |
| - Shock-absorbed door for X 40 / 50 | 911195 |
| 6 - Agitator lever as for DPX 18 / 24 / 28 / Prima / 70 yrs / Expert / Magnum | 910211 |
| 7 - Eccentric hub for DPX 18 / 24 / 28 / Prima / 70 yrs / Expert / Magnum and X 36 / 44 | 911017 |

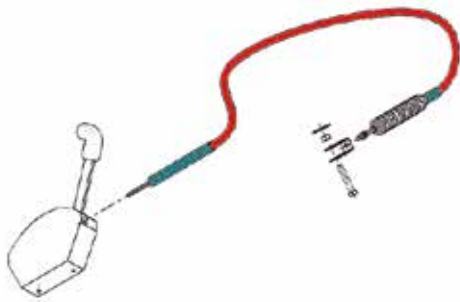
REGULATOR/AGITATOR KIT



| Model | Reference |
|---|-----------|
| Kit incl. 2 flow rate agitators for X36/44/40/50/40+/50+ | 911036 |
| Kit incl. 2 "cranked" agitator tines for DX20/20+/30/30+/DPX 18 / 24 / 28 / Prima / Expert Magnum / 70 ans / DPX series 05 / DPX 1204, 1504, GLX, 1804 (after serial no. 94 GP 10 133) | 911018 |
| "Right" agitator for DPX series 03 / DPX 1204 / 1504 / 1804 (before serial no. 94 GP 10 133) | 909197 |
| Agitator DR | 914021 |
| Agitator for Monorotor RC | 908048 |

CABLE CONTROL

Cable and housing for cable control



| Model | Reference |
|--|-----------|
| 3m remote control cable | 720829 |
| 3.5 m remote control cable | 479097 |
| 4 m remote control cable | 720313 |
| 4.5 m remote control cable | 720314 |
| Left-hand housing with lever | 980758 |
| Right-hand housing with lever | 720312 |
| Complementary fitting kit for cable remote control (only for DPX serie 03) | 967029 |

PAINT AND PROTECTION



| Model | Reference |
|---|-----------|
| Spray can 400 ml blue RAL 5021 | 491850 |
| Spray can 400 ml red RAL 3020 | 491870 |
| Paint pot blue 500 g RAL 5021 | 493023 |
| Paint pot red 500 g RAL 3020 | 493022 |
| Zinc plated primer for recovery before painting 1 kg pot | 493015 |

NOTES





Spare parts for
SEED DRILLS



COULTER SEED DRILL PARTS



Original coulters for Master, Master Compact, Tramline Compact, Tramline GC, SPI, SPL, Optiline MP, Tramline CE / CX / SE / SX, Reguline Solo, Reguline SPI and XEOS MD/HD.

Coulter shoe

Ref. 908430



Assembled couler tip and shoe

Ref. 909780



Assembled digging couler tip and shoe (behind the wheel)

Ref. 909781



Coulter tip

Ref. 908435

(allow for one short rivet and one long rivet per couler: Ref. 597564 and 597565)



Digging couler tip (behind the wheel)

Ref. 908416

(allow for one short rivet and one long rivet per couler: Ref. 597564 and 597565)



Anti-blockage device

Ref. 907019

(provide 8x35 meca pin Ref. 589407)

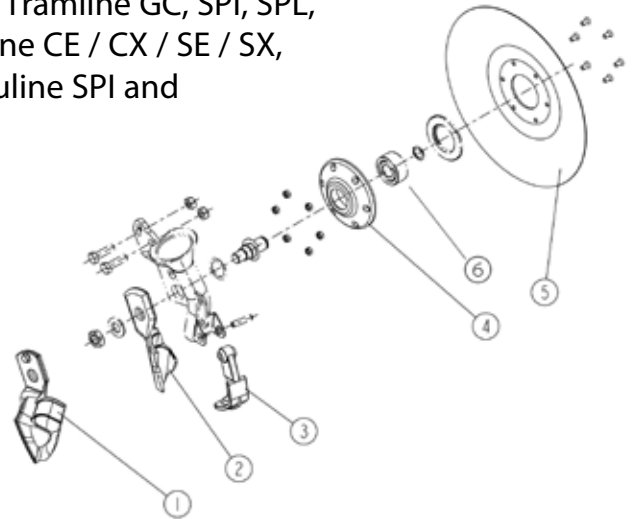


8 x 35 meca pin
Ref. 589407

UNIDISC SEED DRILL PARTS



Original parts for Unidisc on Master, Master Compact, Tramline Compact, Tramline GC, SPI, SPL, Optiline MP, Tramline CE / CX / SE / SX, Reguline Solo, Reguline SPI and XEOS MD/HD.



| Model | Reference |
|--------------------------------|-----------|
| 1 - Right-hand coultter | 980110 |
| 2 - Left-hand coultter | 980109 |
| 3 - Anti-blockage device | 907019 |
| 4 - Plastic hub | 985027 |
| 5 - Right or left disc | 980108 |
| 6 - Rolling 3204 2RS | 711016 |

SEED DELIVERY CHUTES



Seed delivery tube 3-part – LONG (rear row)

for machines after 1986:

- Master
- Master Compact
- Compact Tramline
- Tramline GC
- Tramline CE / CX / SE / SX

Ref. 985310



Seed delivery tube 3-part – SHORT (front row)

for machines after 1986:

- Master
- Master Compact
- Tramline Compact
- Tramline GC
- Tramline CE / CX / SE / SX

Ref. 985311



Extended seed delivery tube for external rows

• Tramline SE/SX

Ref. 911054

Seed delivery tube 3-part – LONG for T12 coulters (front/rear rows)

for machines before 1986:

- SMI
- Master
- GC Tramline

Ref. 907394



Seed delivery tube 3-part – SHORT

for machines fitted with double discs before 1986:

- SMI
- Master
- GC Tramline

Ref. 907395



CULTIDISC

Cultidisc couler



Left-hand side:
Ref. 918194

Right-hand side:
Ref. 918195

CULTIDISC

Notched Cultidisc disc Ø 415 mm



Ref. 980197



Réf. 092748
≥ 07/2017

CULTIDISC disc bearing



Ref. 911113

HUB bearing M16 x 2 disco CULTIDISC



≥ 07/2017
Ref. 3601115

SEED DELIVERY CHUTES (suite)

Spiral seed delivery tube diameter 30 mm

- for:
- SPI
 - SPL
 - Optiline MP
 - Reguline Solo
 - Reguline SPI

Réf : 793008

Delivered in roll of 25 meters



- for:
- XE05
- Réf : 987135

Delivered in roll of 50 meters



- for:
- Optiline Pro
- Réf : 470 21 24

Air vent

- for:
- XE05 MD/HD/PRO/TF
- Réf : 985812 (black)



- for:
- XE05
- Réf : 987135

Réf : 985314 (red)

Upper seed funnel

- for:
- Master
 - Master compact
 - Tramline Compact
 - Tramline GC
 - Tramline CE / CX / SE / SX

Ref. 907002



Bellow

- for:
- Master
 - Master compact
 - Tramline Compact
 - Tramline GC
 - Tramline SE / SX / CE / CX (rear rows)
 - Tramline
 - SPI /SPL
 - Optiline MP
 - Reguline Solo
 - Reguline SPI



Ref. 907711

Bellow

- For front rows:
- Tramline CE / CX

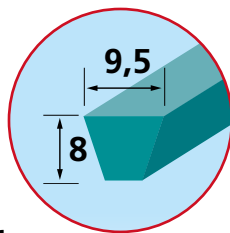
Ref. 985256



MECHANICAL FAN DRIVE BELTS

SPZ

Toothed v-belt



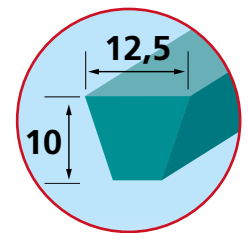
> From serial no.:

- 96 SP 03 102 to 03 SP 01 106
- 02 MP 06 120
- 03 RS 03 103

| Model | Reference |
|-------------|-----------|
| SPZ 1437 mm | 716005 |
| SPZ 1700 mm | 716006 |
| SPZ 1800 mm | 716007 |
| SPZ 1900 mm | 716008 |
| SPZ 2000 mm | 716009 |

SPA

Toothed v-belt




> SPI prior to serial no.:
96 SP 03 102

| Model | Reference |
|------------------------------|-----------|
| SPA 1582 mm | 716003 |
| SPA 1850 mm | 716002 |
| SPA 1957 mm | 716001 |
| SPA 2057 mm | 716004 |
| > For XE05 MD / HD | |
| SPA 1600 mm | 716013 |
| SPA 1650 mm | 716014 |
| SPA 1700 mm | 716015 |
| SPA 1750 mm | 716012 |
| SPA 1850 mm | 716002 |

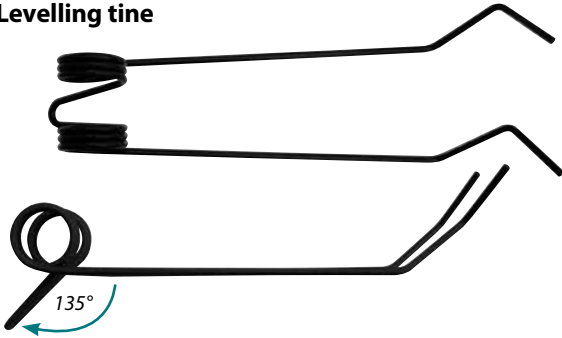
Additional technical information on the fan's mechanical transmission connections is available on the website:
www.SULKY-BUREL.co.uk

COVERING HARROW TINES



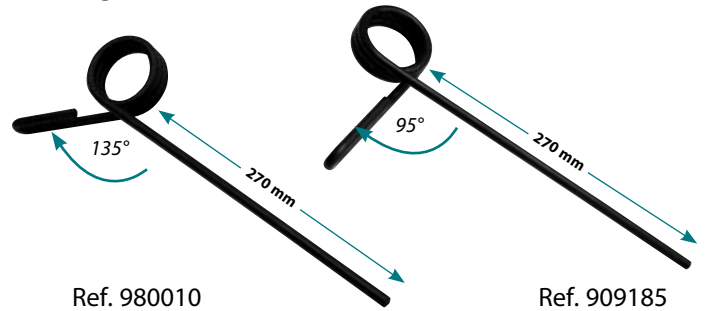
Single row

Levelling tine



Ref. 980011

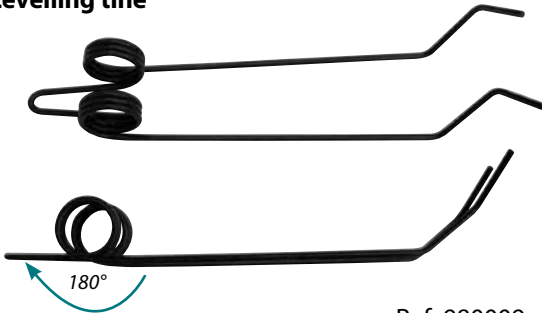
Right-hand tine



Ref. 980010

Ref. 909185

Levelling tine



Ref. 980009

XEOS Levelling tine

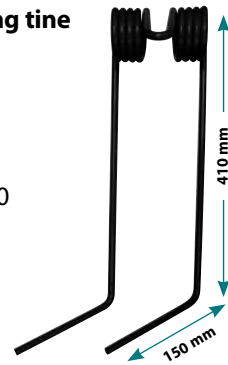
Ø : 10 mm

Left

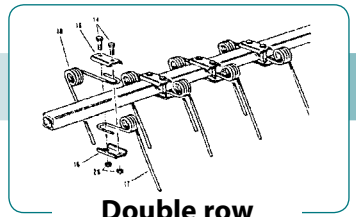
Ref. 981420

Right

Ref. 981421



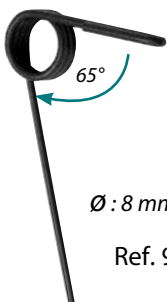
COVERING HARROW TINES



Double row

GC TRAMLINÉ

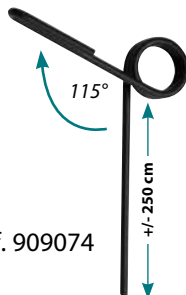
Harrow tine front row



Ø : 8 mm

Ref. 909073

Harrow tine back row



Ref. 909074

MASTER et SMI

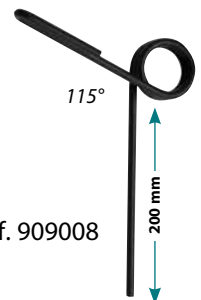
Harrow tine front row



Ø : 7 mm

Ref. 909007

Harrow tine back row



Ref. 909008



Spare parts for
POWER HARROWS

CULTILINE HR BOLTED TINES/ series 9.12.14

| Models | Reference |
|--------------------------------------|-----------|
| Standard 300 X 15 mm RIGHT | 980171 |
| Standard 300 X 15 mm LEFT | 980172 |
| Carbide 300 X 15 mm RIGHT | 980173 |
| Carbide 300 X 15 mm LEFT | 980174 |
| Mounting plate, centre distance 55mm | 720861 |
| Screw 16 x 52 x 1.5 -12.9 | 720342 |

CULTILINE HR BOLTED TINES / series 16.17.19.20.25.26.28.36

| Models | Reference |
|--------------------------------------|-----------|
| Standard 330 X 16 mm RIGHT | 980146 |
| Standard 330 X 16 mm LEFT | 980145 |
| Carbure 330 X 16 mm RIGHT | 980132 |
| Carbure 330 X 16 mm LEFT | 980131 |
| Mounting plate, centre distance 65mm | 720341 |
| Screw 16 x 52 x 1.5 -12.9 | 720342 |

CULTILINE HR TINES - QUICK-FIT / series 17.19.20.22.26.28.36

| Models | Reference |
|----------------------------|-----------|
| Standard 330 X 18 mm RIGHT | 980315 |
| Standard 330 X 18 mm LEFT | 980314 |
| Carbure 330 X 18 mm RIGHT | 980317 |
| Carbure 330 X 18 mm LEFT | 980316 |

CULTILINE HR TINES- RAPIDFIT / series .19.22.26.28.36

| Models | Reference |
|----------------------------------|-----------|
| Standard 330 x 18 mm RIGHT | 980 320 |
| Standard 330 x 18 mm LEFT | 980 319 |
| Carbide 330 x 18 mm RIGHT | 980 322 |
| Carbide 330 x 18 mm LEFT | 980 321 |

RAPIDFIT- TINES SUPPORT

| Models | Reference |
|--------------------------------------|-----------|
| Support R and L | 980 323 |
| Tines shaft RAPIDFIT | 722 635 |
| Tines pin RAPIDFIT | 722 636 |
| Screw CHC M16x1.5 RAPIDFIT | 722 637 |
| Mounting plate, centre distance 65mm | 720 341 |
| Dismounting key RAPIDFIT | 722 634 |

QUICK-FIT TINES SUPPORT

| Models | Reference |
|--------------------|-----------|
| TINE Support RIGHT | 980353 |
| TINE Support LEFT | 980357 |

PACKER ROLLER SCRAPERS



| Models | Reference |
|--------------------------------|-----------|
| Hard coated scraper (standard) | 720346 |
| Busatis carbide scraper | 980396 |

TRACKERS ROLLER SCRAPERS



| | Reference |
|--|-----------|
| ← Scraper for 125 mm row spacing | 722550 |
| ← Scraper for 140,6, 142,9 and 145,8 mm row spacings | 722551 |
| ← Scraper for 150 and 156,6 mm row spacings | 722552 |

CULTILINE HR BOLTED TINES / series 9.14



Standard tines pallet 300x15 mm 160 units (80 L + 80 R)


Carbide tines pallet 300x15 mm 160 units (80 L + 80 R)

Reference

911120

911121

CULTILINE HR BOLTED TINES / series 16.17.19.20.22.25.26.28.36



Standard tines pallet 330x16 mm 160 units (80 L + 80 R)

Carbide tines pallet 330x16 mm 160 units (80 L + 80 R)

Reference

911122

911123

CULTILINE HR TINES- QUICK-FIT / series 17.19.20.22.26.28.36



Standard tines pallet 330x18 mm 160 units (80 L + 80 R)

Carbide tines pallet

Reference

911136

911137

CULTILINE HR TINES- RAPIDFIT / series 19.22.26.30.28.36



Standard tines pallet 330 x 18 mm 160 units (80 L + 80 R)

Carbide tines pallet 330 x 18 mm 160 units (80 L + 80 R)

Référence

911280

911281

GENERAL TERMS OF SALE

Article 1: GENERAL

Any order placed with SULKY BUREL implies acceptance by the Purchaser of these general terms of sale, and renunciation of the Purchaser's own general terms of purchase, including any trade union conditions. The terms shall be assumed to be accepted if no reservations are expressed by the Purchaser within 15 days. The prices and information contained in its catalogues, prospectuses and price lists are not binding upon SULKY BUREL, which reserves the right to make changes. SULKY BUREL shall be bound by commitments made by its representatives or employees only if an agreement is issued by SULKY BUREL. This agreement shall be confirmed by an order acknowledgement sent to the Purchaser subject to the correct references, and shall be assumed to be accepted in the event that it is not disputed by SULKY BUREL within a period of 15 business days starting from the date the order was received. The Purchaser shall be notified of any dispute within the same period. The sales contract shall only become final when SULKY BUREL has accepted the Purchaser's request.

Article 2: DELIVERY LEAD TIME

Lead times are established according to the information that SULKY BUREL is aware of on the day the order is placed.

Under no circumstances can a delay in delivery give rise to any form of indemnification whatsoever. SULKY BUREL shall be released automatically from any commitment with regard to delivery lead times

- in the event the Purchaser has not complied with the terms of payment
- in the event of force majeure
- in the event of a shortage of raw materials

Article 3: PRICE

SULKY BUREL's prices are quoted ex-works, in EUROS excluding tax, or in foreign currency. They may be revised in the event of a significant and abrupt increase in the price of raw materials or in foreign exchange rates. The particulars concerning this shall be defined, where applicable, in accordance with the specific conditions.

Article 4: TRANSPORT AND DELIVERY

Regardless of the method of transport, shipment is carried out under the explicit responsibility of the Purchaser. All transport, insurance, customs, tax and handling operations conducted on site are at the expense and risk of the Purchaser, whose responsibility it is to check the goods on arrival and, where applicable, to seek recourse from the carriers.

In the event of delivery by SULKY BUREL, the Purchaser must make any reservations known at the time of delivery. These reservations shall be recorded on the delivery slip. Any subsequent claims cannot be considered. If the order is collected from SULKY BUREL's premises by the customer, the goods shall be deemed to have been inspected at the time of collection. Under no circumstances can goods collected by the Purchaser be the subject of a transport credit note.

Each delivery is accompanied by a delivery slip with the details of the products delivered. The Purchaser must inform SULKY BUREL without delay of any discrepancies noted.

In the absence of any reservations, goods delivered by SULKY BUREL shall be deemed complete, correct and in compliance with the delivery slip at the time of receipt.

Article 5: RETENTION OF TITLE AND PAYMENT

5.1. Retention of title The transfer of title to the item sold is subject to the full payment by the Purchaser of the price by the due date or dates in accordance with the law of 12 May 1980. However, the risks are transferred at the time of delivery. By express agreement, SULKY BUREL sales contracts are always concluded under the resolutive condition of payment in full by the Purchaser by the fixed payment date(s).

5.2. Resale or use The merchandise remains the property of the seller until it is paid for in full. As a concession, SULKY BUREL authorises, with immediate effect, the Purchaser to resell the designated merchandise on condition that the Purchaser shall discharge, as soon as the resale takes place, the full outstanding balance, with the corresponding amounts being immediately pledged to the benefit of SULKY BUREL in accordance with Article 2071 of the Civil Code, the Purchaser becoming a simple custodian of the funds.

5.3. Payment Payment shall be made according to the terms of the order.

In the event of payment by accepted draft, the Purchaser is bound to return the acceptance within eight days starting from the date of receipt of the invoice or of the corresponding statement. In the event payment is made by cheque, the Purchaser must make the payment as soon as the invoice is received. In these cases, no other delivery may take place until the draft or the cheque has been received by SULKY BUREL. Invoices for spare parts are to be settled according to the conditions mentioned on the invoice. Invoices less than €50 incl. tax are to be settled cash on delivery.

In the event payments are not made on the dates scheduled by the parties, SULKY BUREL reserves the right to recover the item delivered and, if it so decides, to terminate the contract. Any fees arising from this recovery operation shall be charged to the account of the Purchaser.

The remittance of a draft or any other document that creates an obligation to pay is not considered to be a payment for the purposes of this provision.

Regardless of any prior agreements, all outstanding amounts shall become payable immediately in the event that one of the payments is not made by the due date.

A delay in payment exceeding 8 (eight) days from the due date, or the initiation of a suspension of payments in any form whatsoever, shall result, regardless of the scheduled form of payment and without the need for formal notice, in:

- the return of the equipment to SULKY BUREL
- the right to retain the instalments that have been paid up to a value of 40% of the sales price
- the right of SULKY BUREL to suspend the execution of any other orders that may have been accepted, notwithstanding any damages.

The same delay shall result, after formal advance notice sent by registered letter with acknowledgement of receipt has gone unheeded for a period of eight days, in:

- late interest charges at a rate of 1 and a half times the current legal interest rate on the amount of the debt including tax, starting from the contracted payment date until the date of payment. In France, the billing of interest charges is subject to VAT at the current rate.
- a contractual penalty of 12% of the amount of the debt incl. tax with a minimum of €100, if the default of the Purchaser has caused SULKY BUREL to initiate pre-litigation proceedings.
- the billing of fees of any nature incurred by SULKY BUREL or borne by it.

Article 6: WARRANTIES & OBLIGATIONS

SULKY BUREL and the Purchaser mutually recognise each other as professionals in the products sold.

6.1. Conditions for exercising the warranty

a) New finished products

New products supplied by SULKY BUREL come with a one-year warranty starting from the date of purchase by the user, and solely on the premises where delivered. The date of purchase shall be that mentioned on the warranty card or, failing this, shall be the date of the invoice for the machine issued to the final Purchaser. The warranty is limited to the simple replacement of the parts that are acknowledged to be defective by the technical department of SULKY BUREL. Shipping and labour costs remain charged to the account of the Purchaser.

Any request concerning the warranty must be accompanied by the defective part, and must mention the number of the machine as well as the date it was commissioned.

Except for proven hidden defects, wearing parts, tyres and hoses are excluded from the warranty.

Any abnormal use of the equipment, lack of maintenance, non-compliance with the user's manual, modification made to the equipment by an unauthorised person without approval from SULKY BUREL and/or the use of nonoriginal spare parts shall invalidate the warranty. In order to be able to benefit from these provisions, the Purchaser must inform SULKY BUREL, without delay and in writing, of the defects that he is

attributing to the product and provide all of the proof as to their existence. The Purchaser must make every effort to provide SULKY BUREL with the opportunity to observe the defects and to correct them.

b) Used finished products Used products are sold only to professionals, without any warranty of any kind.

6.2. Obligation of the parties

SULKY BUREL is bound only to ensure compliance of its products in relation to the specifications of its technical data sheets, which are available upon request.

a) New finished products The Reseller is always responsible for the choice of product and the fitness of the machine to produce the outcome that it or its customer expects. It is responsible for the correct use of the machine in accordance with best industry practices and regulations. Under no circumstances does SULKY BUREL have any obligation in terms of the final result. It is the responsibility of the Reseller to advise its customer as to the proper use of the product. SULKY BUREL is at the Reseller's disposal for the provision of assistance in this task within the limits of its knowledge and experience.

The Reseller is responsible for supplying the documents that accompany the equipment to the end customer (instructions for use, warranty card, certificate of compliance, etc.). SULKY BUREL will be pleased to provide any documents that may be missing where applicable. The Reseller will ensure that the warranty card is returned to SULKY BUREL.

b) Functional components or modules

These semi-products are intended to be incorporated by the professional Purchaser into units that already exist or that are to be manufactured. This professional Purchaser is always responsible for the choice of the module or component, its suitability for the use that will be made of it and the results that are expected.

6.3. Repairs outside of the warranty period

Repairs and the replacement of parts carried out after the warranty period by the after-sales department of SULKY BUREL are subject to an initial estimate. The after-sales travel and labour costs for SULKY BUREL technicians are charged to the account of the Purchaser.

6.4. SULKY BUREL as a contractor.

When acting as a contractor or subcontractor, SULKY BUREL is responsible only for the service it provides.

6.5. Force majeure.

SULKY BUREL shall be released from its contractual obligations in the event of force majeure. The following are considered to be force majeure and shall form cause to terminate or suspend the obligations of SULKY BUREL without recourse for the Purchaser: incidents of force majeure affecting the production and storage facilities of SULKY BUREL in particular, a complete or partial cessation of supplies, failure on the part of the carrier, fire, flooding, machinery breakdown, a partial or total strike, regulatory decisions, acts of third parties, war or any outside event, which, by its nature, would delay or prevent or render economically unviable the execution of its commitments by SULKY BUREL.

6.6. Spare parts sales

The Purchaser is responsible for the selection of parts according to the breakdown or the risk of breakdown that he has observed.

The part designations are compliant with the nomenclature currently in force. SULKY BUREL reserves the right to make any useful modification, taking care, wherever possible, that the new parts are interchangeable with those being replaced.

6.7. Returned goods

SULKY BUREL has implemented a specific procedure to facilitate the processing of returned goods. The Purchaser must return the goods along with a «return request form», of which a copy and instructions for use are provided with SULKY BUREL's price lists. Any returns made without this form will be refused.

The arrangements concerning the payment of charges for returns, either by the Purchaser or by SULKY BUREL, are specified in the «Return request form instructions» also provided with the price lists.

6.8. Maintenance work

Unless otherwise specified, for all maintenance work, the cost of spare parts and the travel and labour costs for SULKY BUREL technicians are charged to the account of the Purchaser.

It is explicitly agreed that, for maintenance work, SULKY BUREL is bound solely to use its best endeavours.

As such:

- SULKY BUREL shall exert its best efforts to detect the source of breakdowns within the shortest timeframe; however SULKY BUREL cannot be held liable for the consequences linked to these timeframes.
- The Purchaser shall waive any right to recourse against SULKY BUREL in the event of a delay in the supply of spare parts.

Unless it is proven to be at fault, including in the case of preventive maintenance, SULKY BUREL cannot in any circumstances be held liable for the direct or indirect consequences of any loss incurred by the Purchaser, regardless of the source of the breakdown, and the duration of any immobilisation of the equipment.

Article 7: EQUIPMENT ON CONSIGNMENT OR FOR DEMONSTRATION

The acceptance of the equipment by the depositary implies acceptance of the general terms of sale of SULKY BUREL, as well as of the specific stipulations concerning the consignment.

In addition to the stipulations of Article 4 above, in the event of a consignment of the equipment by SULKY BUREL, the depositary agrees to:

- cover the full transport and handling costs incurred for the equipment involved;
- take all necessary measures as to the proper conservation and maintenance of the equipment;
- not remove any part without written authorisation from SULKY BUREL.
- cover all of the costs for repairing damage that the equipment may incur during the consignment period;
- return said equipment to SULKY BUREL if requested, or upon expiry of the time period during which the equipment was on consignment;
- not dispose of the equipment in any form whatsoever, without prior written approval from SULKY BUREL;
- insure the equipment placed on consignment as «Consigned goods» with an Insurance Company that is known to be solvent and provide SULKY BUREL with proof of this insurance upon request; the latter must be contracted for an amount at least equal to the value of the equipment;
- contract for its own account any insurance that it deems useful in connection with the consigned equipment. In the event of use for demonstration, the depositary is solely responsible for the conditions of demonstration and use of the machine. The equipment may not, under any circumstances, be used for any other purpose than demonstration, or be entrusted to any other party for any use whatsoever, without prior written authorisation from SULKY BUREL.

If, upon expiry of the fixed consignment period, the equipment is not returned to SULKY BUREL, the latter may either recover it or invoice the depositary for it. This shall be done under the normal terms and conditions of sale. If the equipment is returned in poor condition, SULKY BUREL shall, at the expense of the depositary, proceed with any necessary reconditioning. SULKY BUREL shall invoice the depositary for said costs.

Article 8: INSURANCE AND LIABILITY

SULKY BUREL is insured for all of the normal risks associated with its activity and at a level that is customary for the industry. It will provide its clients with current certificates and schedules of excess on request

Article 9: SPECIAL CONDITIONS

These general terms of sale do not exclude the application of special terms of sale.

Article 10: LAW AND JURISDICTION

French law applies to SULKY BUREL sales and to any related agreements. Orders from the Purchaser are placed subject to the formal condition that in the event of a dispute concerning the supplies and payment for them, the Commercial Court in the jurisdiction in which the Head Office of the seller is located shall solely be competent, excluding any other jurisdiction designated by the Purchaser even in the event of multiple defendants. All documents must be issued in French. Unless stipulated otherwise and agreed contractually by SULKY BUREL, in the event of a dispute concerning differences in interpretation between a text in French and its translation in a foreign language, the French text shall prevail.

SULKY-BUREL S.A.S. - Société anonyme au capital de 960 000 € - R.C.S. Rennes B333622140 - SIRET 333 622 140 000 15

www.sulky-burel.com

Les portes de Bretagne. P.A. de la Gaultière - 35220 CHÂTEAUBOURG France
Tél. : (33) 02 99 00 84 84 • Fax : (33) 02 99 62 39 38 • E-Mail : info@sulky-burel.com

Adresse postale :

SULKY-BUREL - CS 20005 - 35538 NOYAL SUR VILAINE CEDEX, France

SULKY

Specialist for seed drills
and fertiliser spreaders