

SPARE PART LIST

TURBO JET SUPER 8

**ELECTRIC DRIVE
STANDARD**

VERSION 02/2024

SEEDER+ control unit



Technik-Plus

Firma „Technik-Plus Sämaschinen e.U.“
Industrieparkstrasse 6-8
8480 Mureck
Österreich
Tel: +43 347221120


E-Mail: technik-plus@technik-plus.eu

E-Mail: office@technik-plus.eu
www.technik-plus.eu









SPARE PART LIST









TURBO JET SUPER 8 SEEDER+ control unit









ELECTRIC DRIVE STANDARD













Nr	Product name	Spare part number	picture
01	Frame	10529917	
02	Lamella until year of manufacture 2012 from year of manufacture 2013	10529803 10528803	
03	Washer M8,4 24x2 A2	10537621	
04	Geared washer M8,4	10537634	
05	Seed roll cover	10529728	
06	Frame for window	10529802	
07	Lock ring 10x1	10539945	
08	Washer 20 x 10,5 x 2 A2	10539731	

Nr	Product name	Spare part no	picture
09	Gear S=10, DM=10	10519955	
10	Plastic bearing for agitator I-DM=10,2; A-DM=19,7; s=7	10519808	
11	Distance bush I-DM: 10,1 A-DM: 20, S=12	10529812	
12	Splint 3x40 for agitator A2	10539923	
13	Agitator	10619911	
14	Plastic bearing for seed roll I-DM:20; A-DM:42,5 S:12	10519812	
15	Gear with inlet hexagon	10519839	
16	Lock ring 18x1,2	10539824	

Nr	Product name	Spare part no	picture
17	Metal seed roll	10529921	
18	Standard seed roll	10519825	
19	Star knob	10539885	
20	Bottom flap without stipe (Stainless steel)	10529060	
21	Bottom flap (plastic)	10519995	
22	Hexagon axle with lever	10529985	
23	Bearing bracket	10529994	
24	Acrylic glass 201 x 99	10519983	

Nr	Product name	Spare part number	picture
25	Screw M4 x 12 A2	10539801	
26	lock nut M4 NIRO M4 A2	10539694	
27	Locking washer M5 A2	10539993	
28	Hex bolt A2-70 M5x8	10539806	
29	Washer M20 for seed shaft, galvanized	10539675	
30	Linch pin	10529634	
31	Hexagonal shaft	10529806	
32	Bottom flap with stopper STAINLESS STEEL	10529431	

Nr	Product name	Spare part number	picture
33	Agitator shaft cover	10529962	
34	Stop nut M8 galvanized for agitator shaft cover	10539905	
35	washer 8,4 x 24 x 2 A2	10537621	
36	toothed washer M8 A2	10539741	
37	Star knob screw M8 galvanized DM40	10539901	
38	Washer 20x28x1 A2	10537627	
39	Brush holder	10529712	
40	brush	10619841	

36	Product name	Spare part number	picture
41	Screw brush M5x10 Niro (A2)	10539673	
42	Licking nut M5 (Niro)A2	10539917	

SPARE PART LIST









TURBO JET SUPER 8 SEEDER+









ELECTRIC DRIVE STANDARD








Nr	Product name	Spare part number	Picture
1	Indicator light	10619955	
2	Socket 2 - pin (gray)	10619764	

Nr	Product name	Spare part number	picture
3	Nut 17x3/8	10529960	
4	Cable connector	10539990	
5	Spring ADM=26,5, H=14; S=1,8 W=3 stainless steel	10539978	
6	Hopper trapeze small 300 x 120	10529809	
7	Hopper trapeze big 460 x 120	10529810	
8	Hexagon screw M6x20 galvanized	10539981	
9	Thrust washer M6	10539984	
10	Distance washer M6,5x3x17	10539985	

Nr	Product name	Spare part number	picture
11	Lock nut M10	10539908	
12	Motor platte	10528579	
13	Counting wheel	10529954	
14	Screw M5x10 galvanized	10539742	
15	Cover double fan	10529808	
16	Hopper cone	10529815	
17	Spreader plate DM 30mm Spreader plate DM 25mm	10529130 10529196	
18	Rubber seal	10579909	


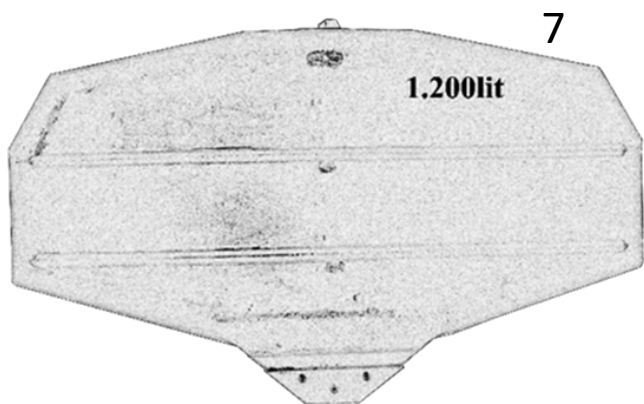
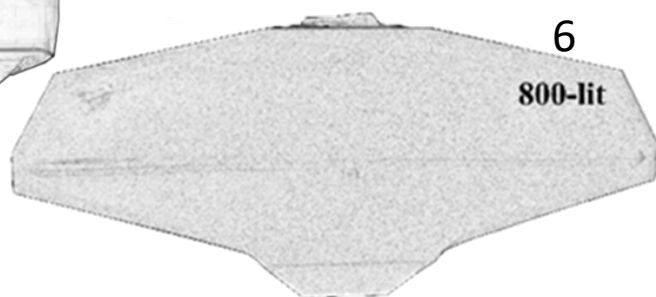

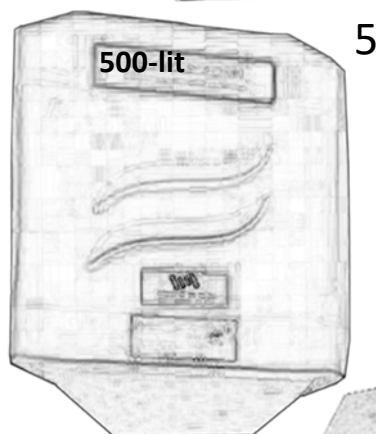


Nr	Product name	Spare part number	picture
19	Seed roll motor	10569909	
20	Cover double fan	10529811	
21	End spice	10539994	
22	Plug 2 -pin	10619765	
23	screw M10x25	10539909	
24	Lock nut M10 galvanized	10539908	
25	Distance bush L=77; ADM=13	10529804	
26	Double fan	10619795	



Nr	Product name	Spare part	picture
27	Cover	10519948	
28	Ring for cover	10519947	
29	Hopper 300-lit with cover	10519916	
30	connection cable	10617657	
31	Distance bush L=63mm, ADM=14	10529992	

SPARE PART LIST

TURBO JET SUPER 8 SEEDER+ control unit

ELECTRIC DRIVE STANDARD



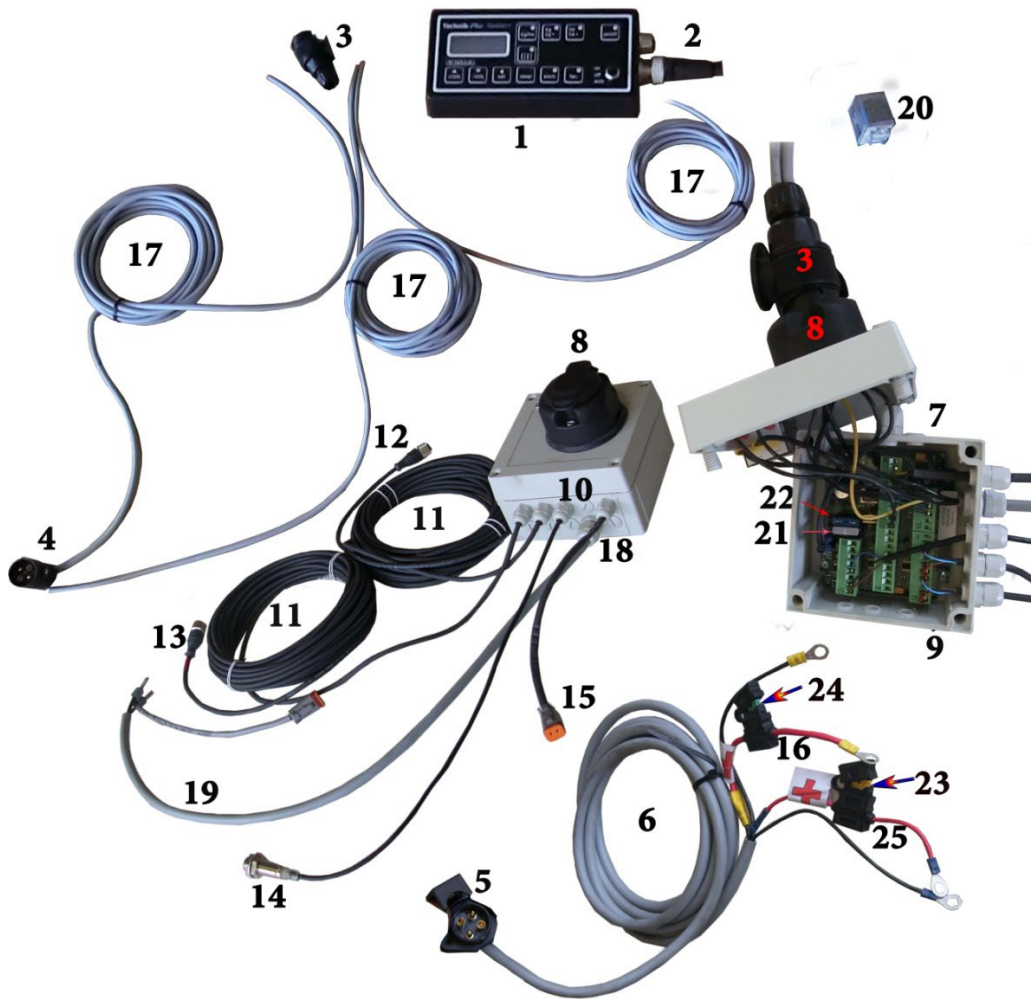
Nr	Product name	Spare part number	picture
1	Hopper 130-lit	10519904	
2	Hopper 200-lit	10519829	

Nr	Product name	Spare part number	picture
3	Hopper 300-lit	10519916	 <p>A small, dark-colored hopper with a handle on the front. The text "300-lit" is printed on the top edge.</p>
4	Hopper 400-lit	10519917	 <p>A slightly larger hopper than the 300-lit version, with a similar design and a handle. The text "400-lit" is printed on the top edge.</p>
5	Hopper 500-lit	10519918	 <p>A larger hopper with a more complex shape, featuring a handle and a small rectangular opening at the bottom. The text "500-lit" is printed on the top edge.</p>
6	Hopper 800-lit	10919988	 <p>A wide, shallow hopper with a handle on the right side. The text "800-lit" is printed on the right edge.</p>
7	Hopper 1.200-lit	10519555	 <p>A large, rectangular hopper with a handle on the right side. The text "1.200lit" is printed on the top edge.</p>
8	Hopper 1.500-lit	10519807	 <p>A very large hopper with a handle on the right side. The text "1.500-lit" is printed on the top edge.</p>

SPARE PART LIST

TURBO JET SUPER 8 SEEDER+ control unit

ELECTRIC DRIVE STANDARD



Nr	Product name	Spare part number	picture
1	Monitor SEEDER+	10589956	
2	socket	10519811	

Nr	Product name	Spare part number	picture
03	13-pin connector	10519697	
04	4-pin plug	10519958	
05	Socket 4-pin	10519959	
06	Battery cable length: 3,5m	10617658	
07	Control box including circuit board	10589953	
08	13-pin socket	10519698	
09	Circuit board from control box	10549779	
10	Cable screw PG7	10519844	

Nr	Product name	Sparte part number	picture
11	Sensor cable length: 10 m	10549906	
12	Sensor DM: 30mm	10639902	
13	Sensor DM: 18mm	10639901	
14	Sensor with cable	10619936	
15	Cable with plug	10549815	
16	Blade fuse holder with 6mm ² cable	10539991	
17	Cable SET for Seeder blower drive (electric)	10619792	
18	Cable screw PG9	10519963	

Nr	Product name	Spare part number	picture
19	Cable length: 0.8m	10549777	
20	Relais	10599934	
21	Fuse 2A grey	10539670	
22	Fuse 15A blue	10539863	
23	Fuse 20A yellow	10537648	
24	Fuse 30A	10539992	
25	Fuse with 2,5 mm cable	10539738	

