




CATALOGO PARTI DI RICAMBIO
SPARE PARTS CATALOGUE
CATALOGUE PIECES RECHANGE
ERSATZTEILKATALOG

Erpice pieghevole

DmaX



ALPEGO s.p.a.

Sede Amministrativa:

Via Torri di Confine, 6 36053 GAMBELLARA (VICENZA) - ITALY

Sede Legale:

Via Giovanni e Giuseppe Cenzato, 9 36045 LONIGO (VICENZA) - ITALY

Capitale sociale €2.000.000 i.v.

Cod. Fisc. / Part. IVA IT02009840246

R.E.A. 199795/VI/1996

Reg. Imp.VI N° 22374/VI/1996

N. Mecc. VI 011754

www.alpego.com

Tel +39 0444/64.61.00

Fax +39 0444/64.61.99

e-mail: info@alpego.com

Copyright © 2009 Alpego s.p.a. ®

Tutti i diritti sono riservati. È vietata espressamente la ristampa o l'uso non autorizzato senza permesso scritto dalla Alpego s.p.a.

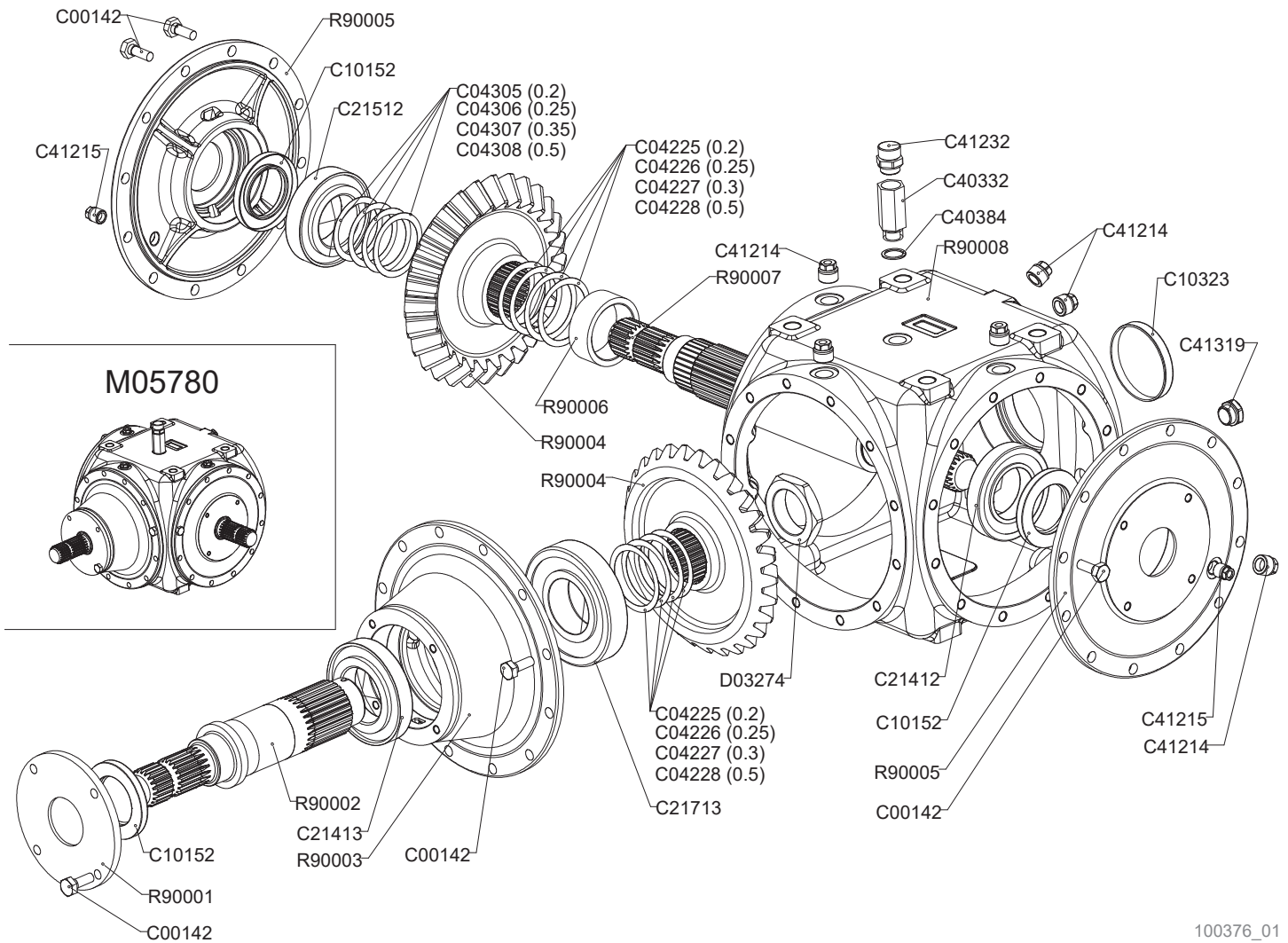
Tous droits réservés. Toute réimpression ou utilisation non autorisée sans la permission écrite de la Alpego s.p.a. est formellement interdite.

Alle Rechte vorbehalten. Nachdruck, Vervielfältigung und Verbreitung, auch auszugsweise, ist ohne schriftliche Genehmigung der Alpego s.p.a.

All rights reserved. Any reprinting or unauthorized use without the written permission of Alpego s.p.a. is expressly prohibited.

Todos los derechos reservados. Toda reproducción o uso no autorizado sin el consentimiento escrito de Alpego s.p.a. quedan expresamente prohibidos.

01/07/2019





Cambio centrale 500-600-700-800

Central gear box 500-600-700-800

Boite centrale 500-600-700-800

Zentral mehrgang getriebe 500-600-700-800

Drawing Code: **100376_1**

Accessories:

N°	Code	Old.	Descrizione / Description	GB	FR	D	E
#	M80A00129	C00142	VITE TE 88 PG FT M12X30 ZINC UNI 5739	SCREW	VIS	SCHRAUBE	TORNILLO
#	MA5A00025	C04225	SPESSORE REG. 65,3X79,7X0,2	THICKNESS	CALES	DICKE	ESPEJOR
#	MA5A00026	C04226	SPESSORE REG. 65,3X79,7X0,25	THICKNESS	CALES	DICKE	ESPEJOR
#	MA5A00027	C04227	SPESSORE REG. 65,3X79,7X0,3	THICKNESS	CALES	DICKE	ESPEJOR
#	MA5A00028	C04228	SPESSORE REG. 65,3X79,7X0,5	THICKNESS	CALES	DICKE	ESPEJOR
#	MA5A00096	C04305	SPESSORE REG. 60X72X0,20	THICKNESS	CALES	DICKE	ESPEJOR
#	MA5A00097	C04306	SPESSORE REG. 60X72X0,25	THICKNESS	CALES	DICKE	ESPEJOR
#	MA5A00098	C04307	SPESSORE REG. 60X72X0,35	THICKNESS	CALES	DICKE	ESPEJOR
#	MA5A00099	C04308	SPESSORE REG. 60X72X0,5	THICKNESS	CALES	DICKE	ESPEJOR
#	H00A00065	C10152	PARAOLIO BASL D.55X90X10	SEALING RING	JOINT SPI	OELABDICHTUNG	PARAOLIO
#	H00A00089	C10323	CAPPELOTTO D.90x10 (V4-124)	PLASTIC GUARD	BACHE	KUNSTSTOFF-DECKELSONBRERETE	
#	M20A00064	C21412	CUSCINETTO 30212 60X110X23,75	BEARING	ROULEMENT	KUGELLAGER	COJINETE
#	M20A00065	C21413	CUSCINETTO 30213 65X120X24,75	BEARING	ROULEMENT	KUGELLAGER	COJINETE
#	M20A00075	C21512	CUSCINETTO 32212 60X110X29.75	BEARING	ROULEMENT	KUGELLAGER	COJINETE
#	M20A00093	C21713	CUSCINETTO 30313 65x140x36	BEARING	ROULEMENT	KUGELLAGER	COJINETE
#	H35A00031	C40332	PROLUNGA MF M22X1,5 M22X1,5 X L50	EXTENSION	EXTENSION	VERLAENGERUNG	EXTENSIÓN
#	H35A00044	C40384	RONDELLA RAME M22X1,5 D.22 D.28 S.1,5	WASHER	RONDELLE	UNTERLEGSCHIEBE	ARANDELLA
#	H45A00007	C41214	TAPPO + GUARNIZIONE SCARICO M22X1,5 (41 B)	PLUG	BOUCHON	STOEPSSEL	ENCHUFE
#	H45A00008	C41215	TAPPO CONICO M16X1,5 8X18 CH17 (11/C)	PLUG	BOUCHON	STOEPSSEL	ENCHUFE
#	H65A00004	C41232	TAPPO SFIATECH M22X1,5 (ALLUMINIO) + GUARNIZIONE (ALLUI	PLUG	BOUCHON	STOEPSSEL	ENCHUFE
#	H60A00006	C41319	SPIA LIVELLO GLASS M22X1,5 + GUARNIZIONE (ROLLMART/NA)	LIGHT	LUMIERE	WARNLAMPE	INDICADOR
#	M95A00027	D03274	GHIERA CON COLLARE M55X1,5	METAL RING	RONDELLE	METALL-RING	RUEDA
#	M65A00072	M05780	"RIDUTTORE CENTR. ""DX"" (RA R190 1:1)"	GEAR REDUCER	RÉDUCTEUR	UNTERSETZUNGSGE	REDUCTORES
#	M35A00081	R90001	COPERCHIO P.d.F ANTERIORE DX2	LID	COUVERCLE	DECKEL	TAPA
#	M45A00117	R90002	"ALBERO PIGNONE P.D.F 1"" 3/4 Z=20 DX2"	SHAFT	ARBRE	WELLE	EJE
#	M75A00142	R90003	MOZZO PRESA DI FORZA DX2	HUB	ESSIEU	NABE	MAZO
#	M40A00138	R90004	CORONA CONICA Z=29 RAPP 1:1 DX2	CROWN	COURONNE	KRONE	CORONA
#	C15A01013	R90005	FLANGIA LATERALE CHIUSURA SCATOLA DX2	FLANGE	FLANC	FLANSCHUE	FLANGE
#	C15A01014	R90006	DISTANZIALE 64.5X80X30 DX2	SPACER	ENTRETOISE	ABSTANDSTUECK	ESPACIADORES
#	M45A00118	R90007	"ALBERO LATERALE CORONA 1""3/4 Z=20 DX2"	SHAFT	ARBRE	WELLE	EJE
#	C15A01015	R90008	SCATOLA RIDUTTORE DX2	BOX	BOITE	SCHACTEL	RECUADRO

Cambio centrale 450

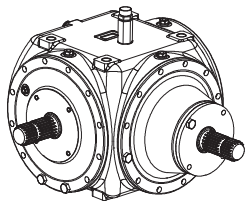
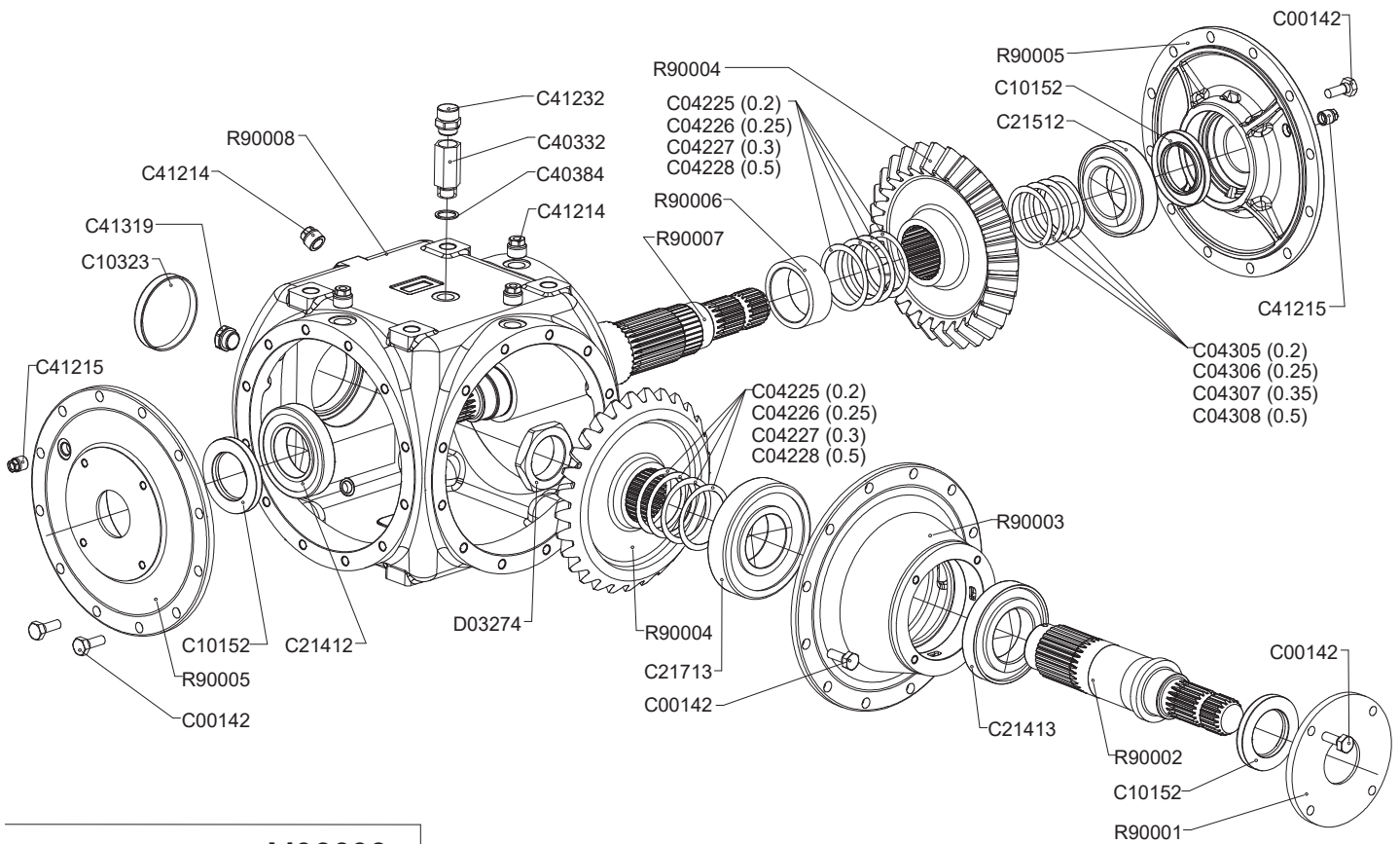
Central gear box 450

Boite centrale 450

Zentral mehrgang getriebe 450

Drawing Code: **100428_1**

Accessories:



M06608

DX2-450

100428_01



Cambio centrale 450

Central gear box 450

Boite centrale 450

Zentral mehrgang getriebe 450

Drawing Code: **100428_1**

Accessories:

N°	Code	Old.	Descrizione / Description	GB	FR	D	E
#	M80A00129	C00142	VITE TE 88 PG FT M12X30 ZINC UNI 5739	SCREW	VIS	SCHRAUBE	TORNILLO
#	MA5A00025	C04225	SPESSORE REG. 65,3X79,7X0,2	THICKNESS	CALES	DICKE	ESPEJOR
#	MA5A00026	C04226	SPESSORE REG. 65,3X79,7X0,25	THICKNESS	CALES	DICKE	ESPEJOR
#	MA5A00027	C04227	SPESSORE REG. 65,3X79,7X0,3	THICKNESS	CALES	DICKE	ESPEJOR
#	MA5A00028	C04228	SPESSORE REG. 65,3X79,7X0,5	THICKNESS	CALES	DICKE	ESPEJOR
#	MA5A00096	C04305	SPESSORE REG. 60X72X0.20	THICKNESS	CALES	DICKE	ESPEJOR
#	MA5A00097	C04306	SPESSORE REG. 60X72X0.25	THICKNESS	CALES	DICKE	ESPEJOR
#	MA5A00098	C04307	SPESSORE REG. 60X72X0.35	THICKNESS	CALES	DICKE	ESPEJOR
#	MA5A00099	C04308	SPESSORE REG. 60X72X0.5	THICKNESS	CALES	DICKE	ESPEJOR
#	H00A00065	C10152	PARAOLIO BASL D.55X90X10	SEALING RING	JOINT SPI	OELABDICHTUNG	PARAOLIO
#	H00A00089	C10323	CAPPELOTTO D.90x10 (V4-124)	PLASTIC GUARD	BACHE	KUNSTSTOFF-DECKELSONBRERETE	
#	M20A00064	C21412	CUSCINETTO 30212 60X110X23,75	BEARING	ROULEMENT	KUGELLAGER	COJINETE
#	M20A00065	C21413	CUSCINETTO 30213 65X120X24,75	BEARING	ROULEMENT	KUGELLAGER	COJINETE
#	M20A00075	C21512	CUSCINETTO 32212 60X110X29.75	BEARING	ROULEMENT	KUGELLAGER	COJINETE
#	M20A00093	C21713	CUSCINETTO 30313 65x140x36	BEARING	ROULEMENT	KUGELLAGER	COJINETE
#	H35A00031	C40332	PROLUNGA MF M22X1.5 M22X1.5 X L50	EXTENSION	EXTENSION	VERLAENGERUNG	EXTENSIÓN
#	H35A00044	C40384	RONDELLA RAME M22X1.5 D.22 D.28 S.1.5	WASHER	RONDELLE	UNTERLEGSCHIEBE	ARANDELLA
#	H45A00007	C41214	TAPPO + GUARNIZIONE SCARICO M22X1.5 (41 B)	PLUG	BOUCHON	STOEPSSEL	ENCHUFE
#	H45A00008	C41215	TAPPO CONICO M16X1,5 8X18 CH17 (11/C)	PLUG	BOUCHON	STOEPSSEL	ENCHUFE
#	H65A00004	C41232	TAPPO SFIATECH M22X1,5 (ALLUMINIO) + GUARNIZIONE (ALLUI	PLUG	BOUCHON	STOEPSSEL	ENCHUFE
#	H60A00006	C41319	SPIA LIVELLO GLASS M22X1.5 + GUARNIZIONE (ROLLMART/NA)	LIGHT	LUMIERE	WARNLAMPE	INDICADOR
#	M95A00027	D03274	GHIERA CON COLLARE M55X1.5	METAL RING	RONDELLE	METALL-RING	RUEDA
#	M65A00074	M06608	"RIDUTTORE CENTR. ""DX"" (RA R190 1:1) INVERSO"	GEAR REDUCER	RÉDUCTEUR	UNTERSETZUNGSGE	REDUCTORES
#	M35A00081	R90001	COPERCHIO P.d.F ANTERIORE DX2	LID	COUVERCLE	DECKEL	TAPA
#	M45A00117	R90002	"ALBERO PIGNONE P.D.F 1"" 3/4 Z=20 DX2"	SHAFT	ARBRE	WELLE	EJE
#	M75A00142	R90003	MOZZO PRESA DI FORZA DX2	HUB	ESSIEU	NABE	MAZO
#	M40A00138	R90004	CORONA CONICA Z=29 RAPP 1:1 DX2	CROWN	COURONNE	KRONE	CORONA
#	C15A01013	R90005	FLANGIA LATERALE CHIUSURA SCATOLA DX2	FLANGE	FLANC	FLANSCHUE	FLANGE
#	C15A01014	R90006	DISTANZIALE 64.5X80X30 DX2	SPACER	ENTRETOISE	ABSTANDSTUECK	ESPACIADORES
#	M45A00118	R90007	"ALBERO LATERALE CORONA 1""3/4 Z=20 DX2"	SHAFT	ARBRE	WELLE	EJE
#	C15A01015	R90008	SCATOLA RIDUTTORE DX2	BOX	BOITE	SCHACTEL	RECUADRO

Cambio laterale destro 500-600-700-800

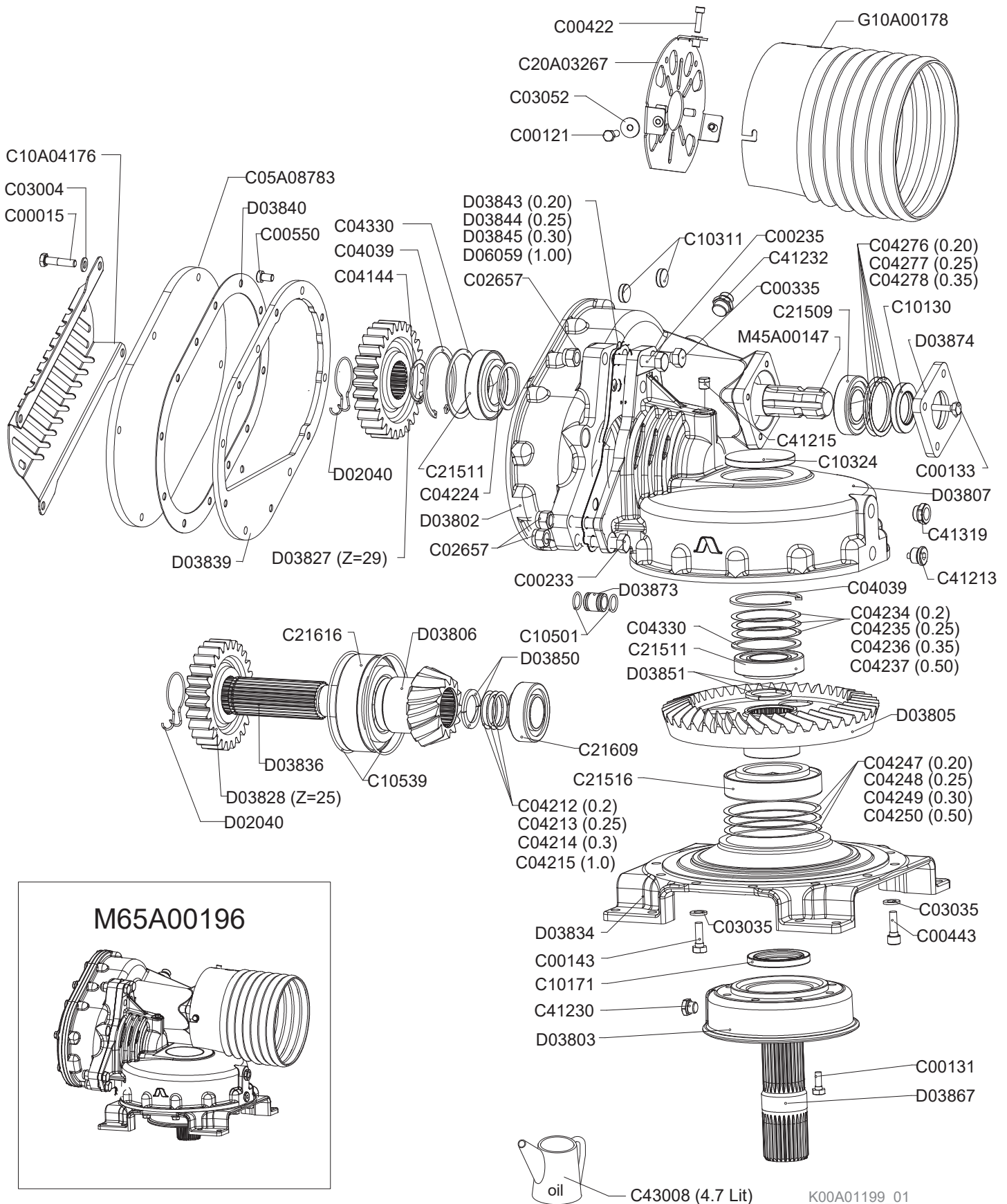
Side right gearbox 500-600-700-800

Boite lateral droite 500-600-700-800

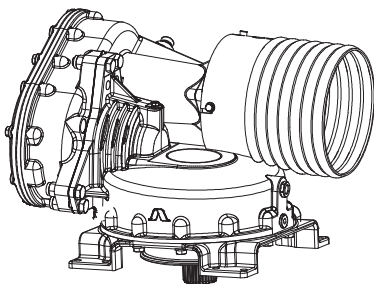
Seitegetriebe rechts 500-600-700-800

Drawing Code: **K00A01199_1**

Accessories:



M65A00196





Cambio laterale destro 500-600-700-800

Side right gearbox 500-600-700-800

Boite lateral droite 500-600-700-800

Seitegetriebe rechts 500-600-700-800

Drawing Code: **K00A01199_1**

Accessories:

N°	Code	Old.	Descrizione / Description	GB	FR	D	E
#	M80A00012	C00015	VITE TE 88 PG FP M10X40 ZINC UNI 5737	SCREW	VIS	SCHRAUBE	TORNILLO
#	M80A00110	C00121	VITE TE 88 PG FT M8X20 ZINC UNI 5739	SCREW	VIS	SCHRAUBE	TORNILLO
#	M80A00118	C00131	VITE TE 88 PG FT M10X25 ZINC UNI 5739	SCREW	VIS	SCHRAUBE	TORNILLO
#	M80A00121	C00133	VITE TE 88 PG FT M10X35 ZINC UNI 5739	SCREW	VIS	SCHRAUBE	TORNILLO
#	M80A00130	C00143	VITE TE 88 PG FT M12X35 ZINC UNI 5739	SCREW	VIS	SCHRAUBE	TORNILLO
#	M80A00182	C00233	VITE TE 88 PF FP M16X1,5X60 ZINC UNI 573	SCREW	VIS	SCHRAUBE	TORNILLO
#	M80A00184	C00235	VITE TE 88 PF FP M16X1,5X70 ZINC UNI 5738	SCREW	VIS	SCHRAUBE	TORNILLO
#	M80A00217	C00335	VITE TE 88 PF FT M16X1,5X40 ZINC UNI 574	SCREW	VIS	SCHRAUBE	TORNILLO
#	M80A00237	C00422	VITE TCEI PG M8X40 ZINC UNI 5931	SCREW	VIS	SCHRAUBE	TORNILLO
#	M80A00252	C00443	VITE TCEI PG M12X35 ZINC UNI 5931	SCREW	VIS	SCHRAUBE	TORNILLO
#	M80A00270	C00550	VITE TCEI 8.8 T/RIB. M10X16 DIN7984 ZINC	SCREW	VIS	SCHRAUBE	TORNILLO
#	M85A00089	C02657	DADO AUTOBLOC ALTO 8 M16X1,5 H=18 UNI 7473	NUT	BOULONS	NUT	DADO
#	M90A00007	C03004	RONDELLA PIANA D.10,5 DIN125-A ZINC.	WASHER	RONDELLE	UNTERLEGSSCHEIBE	ARANDELLA
#	M90A00019	C03035	RONDELLA PIANA D.13 DIN 6916 ALTA RESIS.	WASHER	RONDELLE	UNTERLEGSSCHEIBE	ARANDELLA
#	M90A00027	C03052	RONDELLA PIANA d9xD32x2 UNI 6593 ZINC.	WASHER	RONDELLE	UNTERLEGSSCHEIBE	ARANDELLA
#	MA0A00014	C04039	SEEGER FORO D.100 UNI 7437	SEEGER	SEEGER	SEEGER	SEEGER
#	MA0A00044	C04144	SEEGER ALBERO D.54 UNI 7435	SEEGER	SEEGER	SEEGER	SEEGER
#	MA5A00011	C04212	SPESSORE REG. 45X55X0.20	THICKNESS	CALES	DICKE	ESPEJOR
#	MA5A00012	C04213	SPESSORE REG. 45X55X0.25	THICKNESS	CALES	DICKE	ESPEJOR
#	MA5A00013	C04214	SPESSORE REG. 45X55X0.30	THICKNESS	CALES	DICKE	ESPEJOR
#	MA5A00014	C04215	SPESSORE REG. 45X55X1	THICKNESS	CALES	DICKE	ESPEJOR
#	MA5A00024	C04224	SPESSORE REG. 55.2X67.7X3 HRC 44/48	THICKNESS	CALES	DICKE	ESPEJOR
#	MA5A00034	C04234	SPESSORE REG. 85.3X99.8X0.2	THICKNESS	CALES	DICKE	ESPEJOR
#	MA5A00035	C04235	SPESSORE REG. 85.3X99.8X0.25	THICKNESS	CALES	DICKE	ESPEJOR
#	MA5A00036	C04236	SPESSORE REG. 85.3X99.8X0.35	THICKNESS	CALES	DICKE	ESPEJOR
#	MA5A00037	C04237	SPESSORE REG. 85.3X99.8X0.5	THICKNESS	CALES	DICKE	ESPEJOR
#	MA5A00047	C04247	SPESSORE REG. 125.5X139.5X0,2	THICKNESS	CALES	DICKE	ESPEJOR
#	MA5A00048	C04248	SPESSORE REG. 125.5X139.5X0,25	THICKNESS	CALES	DICKE	ESPEJOR
#	MA5A00049	C04249	SPESSORE REG. 125.5X139.5X0,3	THICKNESS	CALES	DICKE	ESPEJOR
#	MA5A00050	C04250	SPESSORE REG. 125.5X139.5X0,5	THICKNESS	CALES	DICKE	ESPEJOR
#	MA5A00075	C04276	SPESSORE REG. * 72X85X0.20 (80158)	THICKNESS	CALES	DICKE	ESPEJOR
#	MA5A00076	C04277	SPESSORE REG. * 72X85X0.25 (80159)	THICKNESS	CALES	DICKE	ESPEJOR
#	MA5A00077	C04278	SPESSORE REG. 72X85X0.35 (80160)	THICKNESS	CALES	DICKE	ESPEJOR
#	MA5A00106	C04330	RALLA REG. 85.3X99.7X2	FIFTH WHEEL	RONDELLE	DREHPLATTE	RAYA
#	C05A08783		COPERCHIO POST. CAMBIO CS 120/190	LID	COUVERCLE	DECKEL	TAPA
#	H00A00049	C10130	PARAOLIO BASL D.45X72X10	SEALING RING	JOINT SPI	OELABDICHTUNG	PARAOLIO
#	H00A00075	C10171	PARAOLIO BASL D.65X90X10	SEALING RING	JOINT SPI	OELABDICHTUNG	PARAOLIO
#	H00A00083	C10311	CAPPELOTTO D.26X7	PLASTIC GUARD	BACHE	KUNSTSTOFF-DECKELSOMBRETERE	
#	H00A00090	C10324	CAPPELOTTO D.100X10	PLASTIC GUARD	BACHE	KUNSTSTOFF-DECKELSOMBRETERE	
#	H05A00004	C10501	ANELLO OR 128 D.INT.20.63x2.62	RING	AMORTISSEUR	RING	ANILLO
#	H05A00040	C10539	ANELLO OR 4550 D.INT.139.29X3,53	RING	AMORTISSEUR	RING	ANILLO
#	C10A04176		TARGA COP.POST.CAMBIO CS/T191/T220/T+C 130/T+C 190	PLATE	PLAQUE	SCHILD	TARGA
#	C20A03267		FONDELLO PROTEZ. D.INT 230	BOTTOM	FOND	BODEN	FONDO
#	M20A00072	C21509	CUSCINETTO 32209 45X85X24,75	BEARING	ROULEMENT	KUGELLAGER	COJINETE
#	M20A00074	C21511	CUSCINETTO 32211 55X100X26,75	BEARING	ROULEMENT	KUGELLAGER	COJINETE
#	M20A00077	C21516	CUSCINETTO 32216 80X140X35.25	BEARING	ROULEMENT	KUGELLAGER	COJINETE
#	M20A00082	C21609	CUSCINETTO 33209 45X85X32	BEARING	ROULEMENT	KUGELLAGER	COJINETE
#	M20A00086	C21616	CUSCINETTO 33216 80X140X46	BEARING	ROULEMENT	KUGELLAGER	COJINETE
#	H45A00006	C41213	TAPPO + GUARNIZ SCARICO M22X1.5 MAGNET 8X10 CH10	PLUG	BOUCHON	STOEPSSEL	ENCHUFE

Copyright © 2009 Alpego s.p.a. ®

Tutti i diritti sono riservati. È vietata espressamente la ristampa o l'uso non autorizzato senza permesso scritto dalla Alpego s.p.a.

Tous droits réservés. Toute réimpression ou utilisation non autorisée sans la permission écrite de la Alpego s.p.a. est formellement interdite

Alle Rechte vorbehalten. Nachdruck, Vervielfältigung und Verbreitung, auch auszugsweise, ist ohne schriftliche Genehmigung der Alpego s.p.a.

Al rights reserved. Any reprinting or unauthorized use without the written permission of Alpego s.p.a. is expressly prohibited

Todos los derechos reservados. Toda reproducción o uso no autorizado sin el consentimiento escrito de Alpego s.p.a. quedan expresamente prohibidos

01/07/2019

Cambio laterale destro 500-600-700-800

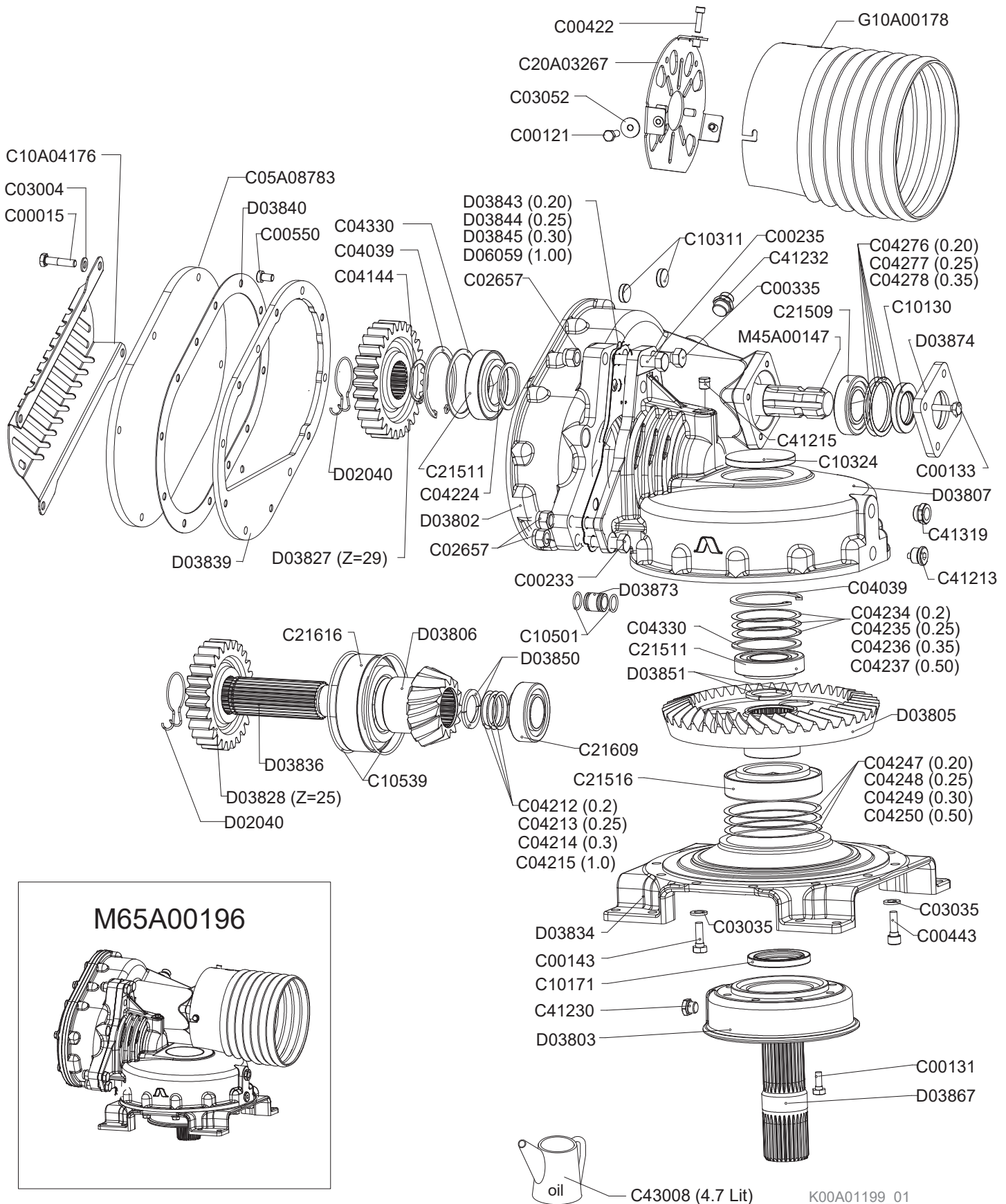
Side right gearbox 500-600-700-800

Boite lateral droite 500-600-700-800

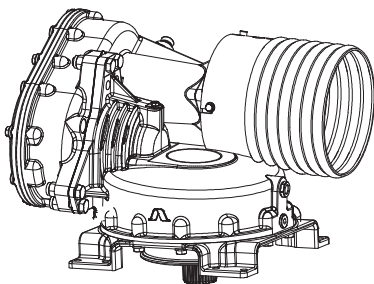
Seitegetriebe rechts 500-600-700-800

Drawing Code: **K00A01199_1**

Accessories:



M65A00196





Cambio laterale destro 500-600-700-800

Side right gearbox 500-600-700-800

Boite lateral droite 500-600-700-800

Seitegetriebe rechts 500-600-700-800

Drawing Code: **K00A01199_1**

Accessories:

N°	Code	Old.	Descrizione / Description	GB	FR	D	E
#	H45A00008	C41215	TAPPO CONICO M16X1,5 8X18 CH17 (11/C)	PLUG	BOUCHON	STOEPSEL	ENCHUFE
#	H65A00002	C41230	TAPPO SFIATECH M16X1,5 (ALLUMINIO) + GUARNIZIONE (ALLUI	PLUG	BOUCHON	STOEPSEL	ENCHUFE
#	H65A00004	C41232	TAPPO SFIATECH M22X1,5 (ALLUMINIO) + GUARNIZIONE (ALLUI	PLUG	BOUCHON	STOEPSEL	ENCHUFE
#	H60A00006	C41319	SPIA LIVELLO GLASS M22X1,5 + GUARNIZIONE (ROLLMART/NA)	LIGHT	LUMIERE	WARNLAMPE	INDICADOR
#	L20A00004	C43008	OLIO CAMBIO SINT. GLOBAL MULTIGEAR CBS-A (ALPEGO MINA	OIL	HUILE	OEL	ACEITE
#	MF5A00013	D02040	MOLLA DI RITEGNO INGR.LE/DF CAVA D.51.5	SPRING	RESSORT	FEDER	MUELLE
#	C15A00295	D03802	SCATOLA CAMBIO CS/CL 120/190	BOX	BOITE	SCHACTEL	RECUADRO
#	C15A00296	D03803	COPERCHIO INFERIORE CS/CL	LID	COUVERCLE	DECKEL	TAPA
#	M40A00054	D03805	CORONA CONICA ELIC.SIN. Z=41 CS/CL 190	CROWN	COURONNE	KRONE	CORONA
#	M40A00055	D03806	PIGNONE CONICO ELIC.DES. Z=13 CS/CL 190	PINION	PIGNON	RITZEL	PIÑON
#	C15A00298	D03807	TESTA CS/CL 190	HEAD	TETE	KOPF	CABEZA
#	M40A00068	D03827	INGRAN. CAMBIO CS Z=29 (COPPIA 29/25)***	GEAR	ENGRENAGE	ZAHNRAEDER	ENGRANAJE
#	M40A00069	D03828	INGRAN. CAMBIO CS Z=25 (COPPIA 29/25)***	GEAR	ENGRENAGE	ZAHNRAEDER	ENGRANAJE
#	C15A00304	D03834	BASAMENTO CS/CL 190	BASE	BASE	GRUNDFLAECHE	BASE
#	M45A00039	D03836	ALBERO PIGNONE CS 190	SHAFT	ARBRE	WELLE	EJE
#	C15A00306	D03839	PARETE COPERCHIO CS 120/190 SINISTRO	WALL	MUR	WAND	PARED
#	H30A00017	D03840	GUARNIZ. COPERCHIO CAMBIO CS/CL	GASKET	GARNITURE	DICHTUNG	GUARNICION
#	MA5A00109	D03843	SPESSORE REG. * 0.20 TESTA/CAMBIO CS/CL	THICKNESS	CALES	DICKE	ESPESOR
#	MA5A00110	D03844	SPESSORE REG. * 0.25 TESTA/CAMBIO CS/CL	THICKNESS	CALES	DICKE	ESPESOR
#	MA5A00111	D03845	SPESSORE REG. * 0.30 TESTA/CAMBIO CS/CL	THICKNESS	CALES	DICKE	ESPESOR
#	C15A00310	D03850	SEMIANELLO D.40X56X4 CS/CL	-	-	-	-
#	C15A00311	D03851	SEMIANELLO D.50X66X4 CS/CL	-	-	-	-
#	M45A00043	D03867	ALBERO USCITA CS/CL 190 (DH/DX)	SHAFT	ARBRE	WELLE	EJE
#	C15A00312	D03873	DIST. D.26-21,8 D.18,9***	SPACER	ENTRETOISE	ABSTANDSTUECK	ESPACIADORES
#	C15A00313	D03874	COPERCHIO ALB. INGRES. CS/CL 120/190 ***	LID	COUVERCLE	DECKEL	TAPA
#	MA5A00116	D06059	SPESSORE REG. 1MM TESTA/CAMBIO CS/CL	THICKNESS	CALES	DICKE	ESPESOR
#	G10A00178		PROT.CARDANO D.INT 234 SCARICATA	-	-	-	-
#	M45A00147		ALBERO INGRESSO CS 120/190 (NO P.D.F POST)	SHAFT	ARBRE	WELLE	EJE
#	M65A00196		CAMBIO DMAX DESTRO CS 190 *29/25 (NO PDF POST)	GEAR SHIFT	BOITE DE VITESSE	WECHSELGETRIEBE	CAMBIO

Cambio laterale sinistro 500-600-700-800

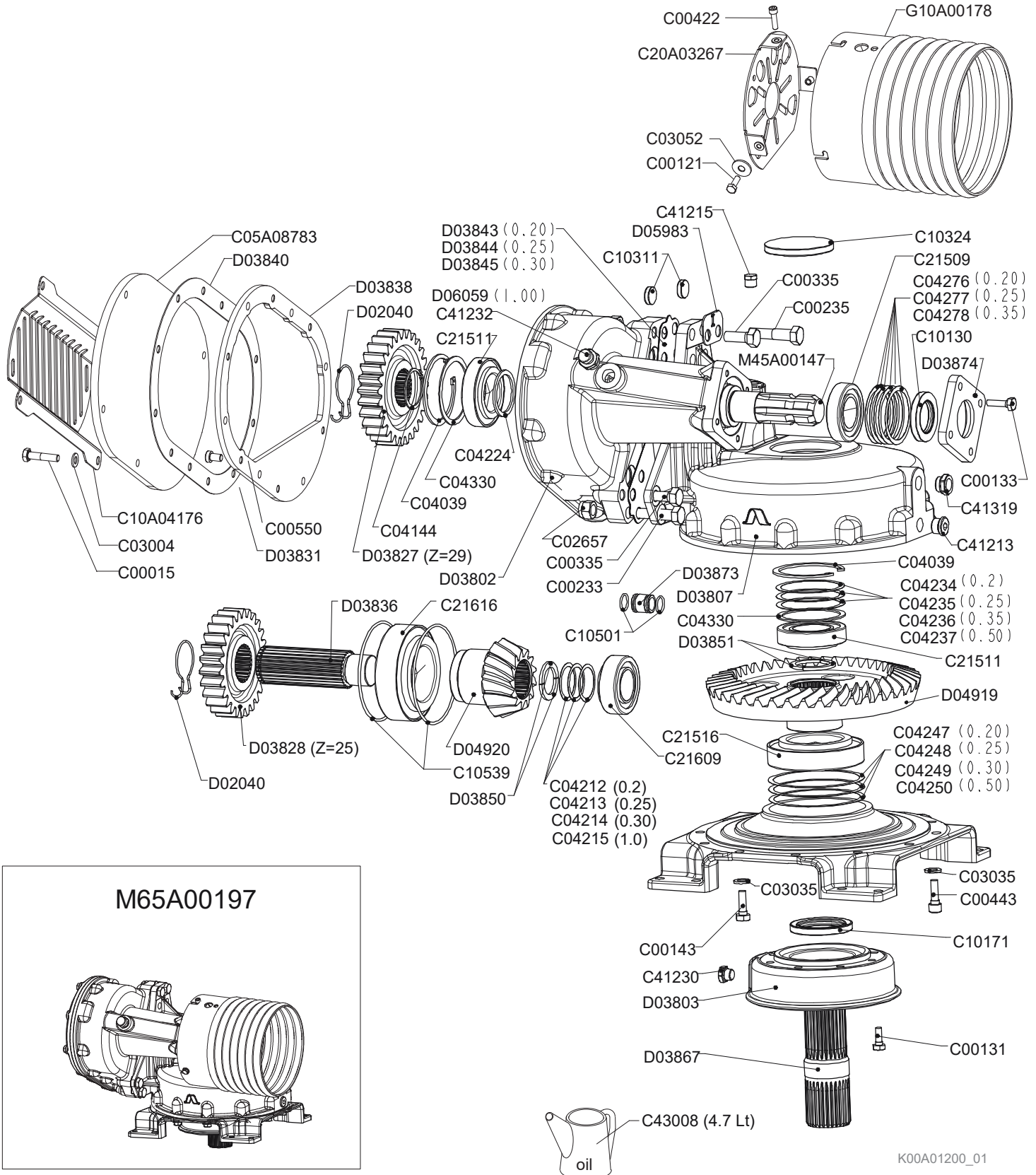
Side left gearbox 500-600-700-800

Boite lateral gauche 500-600-700-800

Seite getriebe links 500-600-700-800

Drawing Code: **K00A01200_1**

Accessories:



K00A01200_01



Cambio laterale sinistro 500-600-700-800

Side left gearbox 500-600-700-800

Boite lateral gauche 500-600-700-800

Seite getriebe links 500-600-700-800

Drawing Code: **K00A01200_1**

Accessories:

N°	Code	Old.	Descrizione / Description	GB	FR	D	E
#	M80A00012	C00015	VITE TE 88 PG FP M10X40 ZINC UNI 5737	SCREW	VIS	SCHRAUBE	TORNILLO
#	M80A00110	C00121	VITE TE 88 PG FT M8X20 ZINC UNI 5739	SCREW	VIS	SCHRAUBE	TORNILLO
#	M80A00118	C00131	VITE TE 88 PG FT M10X25 ZINC UNI 5739	SCREW	VIS	SCHRAUBE	TORNILLO
#	M80A00121	C00133	VITE TE 88 PG FT M10X35 ZINC UNI 5739	SCREW	VIS	SCHRAUBE	TORNILLO
#	M80A00130	C00143	VITE TE 88 PG FT M12X35 ZINC UNI 5739	SCREW	VIS	SCHRAUBE	TORNILLO
#	M80A00182	C00233	VITE TE 88 PF FP M16X1,5X60 ZINC UNI 573	SCREW	VIS	SCHRAUBE	TORNILLO
#	M80A00184	C00235	VITE TE 88 PF FP M16X1,5X70 ZINC UNI 5738	SCREW	VIS	SCHRAUBE	TORNILLO
#	M80A00217	C00335	VITE TE 88 PF FT M16X1,5X40 ZINC UNI 574	SCREW	VIS	SCHRAUBE	TORNILLO
#	M80A00237	C00422	VITE TCEI PG M8X40 ZINC UNI 5931	SCREW	VIS	SCHRAUBE	TORNILLO
#	M80A00252	C00443	VITE TCEI PG M12X35 ZINC UNI 5931	SCREW	VIS	SCHRAUBE	TORNILLO
#	M80A00270	C00550	VITE TCEI 8.8 T/RIB. M10X16 DIN7984 ZINC	SCREW	VIS	SCHRAUBE	TORNILLO
#	M85A00089	C02657	DADO AUTOBLOC ALTO 8 M16X1,5 H=18 UNI 7473	NUT	BOULONS	NUT	DADO
#	M90A00007	C03004	RONDELLA PIANA D.10,5 DIN125-A ZINC.	WASHER	RONDELLE	UNTERLEGSSCHEIBE	ARANDELLA
#	M90A00019	C03035	RONDELLA PIANA D.13 DIN 6916 ALTA RESIS.	WASHER	RONDELLE	UNTERLEGSSCHEIBE	ARANDELLA
#	M90A00027	C03052	RONDELLA PIANA d9xD32x2 UNI 6593 ZINC.	WASHER	RONDELLE	UNTERLEGSSCHEIBE	ARANDELLA
#	MA0A00014	C04039	SEEGER FORO D.100 UNI 7437	SEEGER	SEEGER	SEEGER	SEEGER
#	MA0A00044	C04144	SEEGER ALBERO D.54 UNI 7435	SEEGER	SEEGER	SEEGER	SEEGER
#	MA5A00011	C04212	SPESSORE REG. 45X55X0.20	THICKNESS	CALES	DICKE	ESPEJOR
#	MA5A00012	C04213	SPESSORE REG. 45X55X0.25	THICKNESS	CALES	DICKE	ESPEJOR
#	MA5A00013	C04214	SPESSORE REG. 45X55X0.30	THICKNESS	CALES	DICKE	ESPEJOR
#	MA5A00014	C04215	SPESSORE REG. 45X55X1	THICKNESS	CALES	DICKE	ESPEJOR
#	MA5A00024	C04224	SPESSORE REG. 55.2X67.7X3 HRC 44/48	THICKNESS	CALES	DICKE	ESPEJOR
#	MA5A00034	C04234	SPESSORE REG. 85.3X99.8X0.2	THICKNESS	CALES	DICKE	ESPEJOR
#	MA5A00035	C04235	SPESSORE REG. 85.3X99.8X0.25	THICKNESS	CALES	DICKE	ESPEJOR
#	MA5A00036	C04236	SPESSORE REG. 85.3X99.8X0.35	THICKNESS	CALES	DICKE	ESPEJOR
#	MA5A00037	C04237	SPESSORE REG. 85.3X99.8X0.5	THICKNESS	CALES	DICKE	ESPEJOR
#	MA5A00047	C04247	SPESSORE REG. 125.5X139.5X0,2	THICKNESS	CALES	DICKE	ESPEJOR
#	MA5A00048	C04248	SPESSORE REG. 125.5X139.5X0,25	THICKNESS	CALES	DICKE	ESPEJOR
#	MA5A00049	C04249	SPESSORE REG. 125.5X139.5X0,3	THICKNESS	CALES	DICKE	ESPEJOR
#	MA5A00050	C04250	SPESSORE REG. 125.5X139.5X0,5	THICKNESS	CALES	DICKE	ESPEJOR
#	MA5A00075	C04276	SPESSORE REG. * 72X85X0.20 (80158)	THICKNESS	CALES	DICKE	ESPEJOR
#	MA5A00076	C04277	SPESSORE REG. * 72X85X0.25 (80159)	THICKNESS	CALES	DICKE	ESPEJOR
#	MA5A00077	C04278	SPESSORE REG. 72X85X0.35 (80160)	THICKNESS	CALES	DICKE	ESPEJOR
#	MA5A00106	C04330	RALLA REG. 85.3X99.7X2	FIFTH WHEEL	RONDELLE	DREHPLATTE	RAYA
#	C05A08783		COPERCHIO POST. CAMBIO CS 120/190	LID	COUVERCLE	DECKEL	TAPA
#	H00A00049	C10130	PARAOLIO BASL D.45X72X10	SEALING RING	JOINT SPI	OELABDICHTUNG	PARAOLIO
#	H00A00075	C10171	PARAOLIO BASL D.65X90X10	SEALING RING	JOINT SPI	OELABDICHTUNG	PARAOLIO
#	H00A00083	C10311	CAPPELOTTO D.26X7	PLASTIC GUARD	BACHE	KUNSTSTOFF-DECKELSOBRETERE	
#	H00A00090	C10324	CAPPELOTTO D.100X10	PLASTIC GUARD	BACHE	KUNSTSTOFF-DECKELSOBRETERE	
#	H05A00004	C10501	ANELLO OR 128 D.INT.20.63x2.62	RING	AMORTISSEUR	RING	ANILLO
#	H05A00040	C10539	ANELLO OR 4550 D.INT.139.29X3,53	RING	AMORTISSEUR	RING	ANILLO
#	C10A04176		TARGA COP.POST.CAMBIO CS/T191/T220/T+C 130/T+C 190	PLATE	PLAQUE	SCHILD	TARGA
#	C20A03267		FONDELLO PROTEZ. D.INT 230	BOTTOM	FOND	BODEN	FONDO
#	M20A00072	C21509	CUSCINETTO 32209 45X85X24,75	BEARING	ROULEMENT	KUGELLAGER	COJINETE
#	M20A00074	C21511	CUSCINETTO 32211 55X100X26,75	BEARING	ROULEMENT	KUGELLAGER	COJINETE
#	M20A00077	C21516	CUSCINETTO 32216 80X140X35.25	BEARING	ROULEMENT	KUGELLAGER	COJINETE
#	M20A00082	C21609	CUSCINETTO 33209 45X85X32	BEARING	ROULEMENT	KUGELLAGER	COJINETE
#	M20A00086	C21616	CUSCINETTO 33216 80X140X46	BEARING	ROULEMENT	KUGELLAGER	COJINETE
#	H45A00006	C41213	TAPPO + GUARNIZ SCARICO M22X1.5 MAGNET 8X10 CH10	PLUG	BOUCHON	STOEPSSEL	ENCHUFE

Copyright © 2009 Alpego s.p.a. ®

Tutti i diritti sono riservati. È vietata espressamente la ristampa o l'uso non autorizzato senza permesso scritto dalla Alpego s.p.a.

Tous droits réservés. Toute réimpression ou utilisation non autorisée sans la permission écrite de la Alpego s.p.a. est formellement interdite.

Alle Rechte vorbehalten. Nachdruck, Vervielfältigung und Verbreitung, auch auszugsweise, ist ohne schriftliche Genehmigung der Alpego s.p.a.

All rights reserved. Any reprinting or unauthorized use without the written permission of Alpego s.p.a. is expressly prohibited.

Todos los derechos reservados. Toda reproducción o uso no autorizado sin el consentimiento escrito de Alpego s.p.a. quedan expresamente prohibidos.

01/07/2019

Cambio laterale sinistro 500-600-700-800

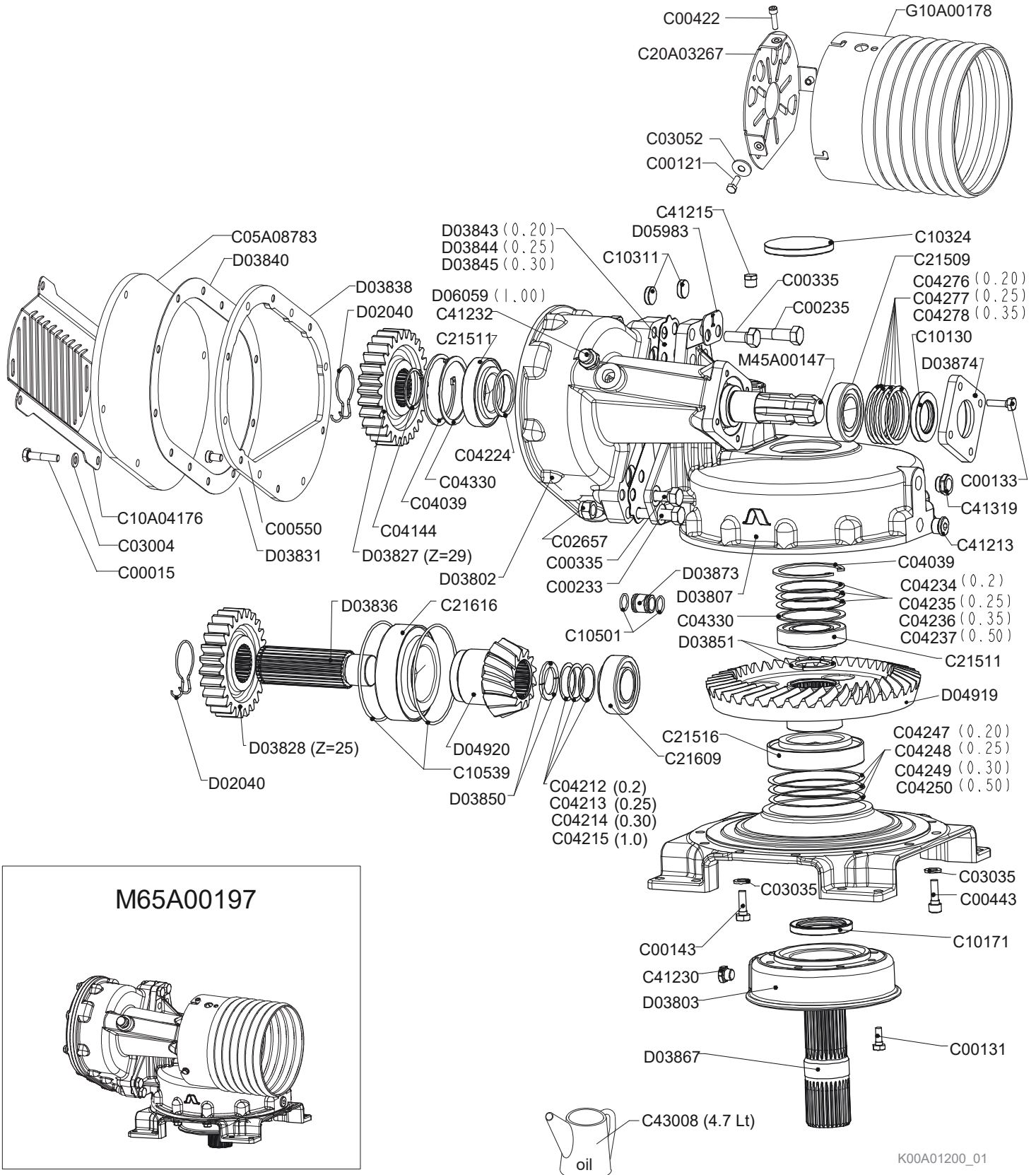
Side left gearbox 500-600-700-800

Boite lateral gauche 500-600-700-800

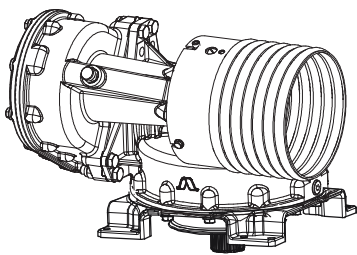
Seite getriebe links 500-600-700-800

Drawing Code: **K00A01200_1**

Accessories:



M65A00197



K00A01200_01



Cambio laterale sinistro 500-600-700-800

Side left gearbox 500-600-700-800

Boite lateral gauche 500-600-700-800

Seite getriebe links 500-600-700-800

Drawing Code: **K00A01200_1**

Accessories:

N°	Code	Old.	Descrizione / Description	GB	FR	D	E
#	H45A00008	C41215	TAPPO CONICO M16X1,5 8X18 CH17 (11/C)	PLUG	BOUCHON	STOEPSEL	ENCHUFE
#	H65A00002	C41230	TAPPO SFIATECH M16X1,5 (ALLUMINIO) + GUARNIZIONE (ALLUI	PLUG	BOUCHON	STOEPSEL	ENCHUFE
#	H65A00004	C41232	TAPPO SFIATECH M22X1,5 (ALLUMINIO) + GUARNIZIONE (ALLUI	PLUG	BOUCHON	STOEPSEL	ENCHUFE
#	H60A00006	C41319	SPIA LIVELLO GLASS M22X1,5 + GUARNIZIONE (ROLLMART/NA)	LIGHT	LUMIERE	WARNLAMPE	INDICADOR
#	L20A00004	C43008	OLIO CAMBIO SINT. GLOBAL MULTIGEAR CBS-A (ALPEGO MINA	OIL	HUILE	OEL	ACEITE
#	MF5A00013	D02040	MOLLA DI RITEGNO INGR.LE/DF CAVA D.51.5	SPRING	RESSORT	FEDER	MUELLE
#	C15A00295	D03802	SCATOLA CAMBIO CS/CL 120/190	BOX	BOITE	SCHACTEL	RECUADRO
#	C15A00296	D03803	COPERCHIO INFERIORE CS/CL	LID	COUVERCLE	DECKEL	TAPA
#	C15A00298	D03807	TESTA CS/CL 190	HEAD	TETE	KOPF	CABEZA
#	M40A00068	D03827	INGRAN. CAMBIO CS Z=29 (COPPIA 29/25)***	GEAR	ENGRENAGE	ZAHNRAEDER	ENGRANAJE
#	M40A00069	D03828	INGRAN. CAMBIO CS Z=25 (COPPIA 29/25)***	GEAR	ENGRENAGE	ZAHNRAEDER	ENGRANAJE
#	C15A00301	D03831	COPERCHIO POSTERIORE CS 120/190	LID	COUVERCLE	DECKEL	TAPA
#	M45A00039	D03836	ALBERO PIGNONE CS 190	SHAFT	ARBRE	WELLE	EJE
#	C15A00305	D03838	PARETE COPERCHIO CS 120/190 DESTRO	WALL	MUR	WAND	PARED
#	H30A00017	D03840	GUARNIZ. COPERCHIO CAMBIO CS/CL	GASKET	GARNITURE	DICHTUNG	GUARNICION
#	MA5A00109	D03843	SPESSORE REG. * 0.20 TESTA/CAMBIO CS/CL	THICKNESS	CALES	DICKE	ESPESOR
#	MA5A00110	D03844	SPESSORE REG. * 0.25 TESTA/CAMBIO CS/CL	THICKNESS	CALES	DICKE	ESPESOR
#	MA5A00111	D03845	SPESSORE REG. * 0.30 TESTA/CAMBIO CS/CL	THICKNESS	CALES	DICKE	ESPESOR
#	C15A00310	D03850	SEMIANELLO D.40X56X4 CS/CL	-	-	-	-
#	C15A00311	D03851	SEMIANELLO D.50X66X4 CS/CL	-	-	-	-
#	M45A00043	D03867	ALBERO USCITA CS/CL 190 (DH/DX)	SHAFT	ARBRE	WELLE	EJE
#	C15A00312	D03873	DIST. D.26-21,8 D.18,9***	SPACER	ENTRETOISE	ABSTANDSTUECK	ESPACIADORES
#	C15A00313	D03874	COPERCHIO ALB. INGRES. CS/CL 120/190 ***	LID	COUVERCLE	DECKEL	TAPA
#	M40A00083	D04919	CORONA CONIC EL.DES.Z=41 CS 190 INVERS	CROWN	COURONNE	KRONE	CORONA
#	M40A00084	D04920	PIGNONE CONIC EL.SIN.Z=13 CS 190 INVERS	PINION	PIGNON	RITZEL	PIÑON
#	C05A05079	D05983	TARGHETTA GRUPPO INVERSO	PLATE	PLAQUE	SCHILD	TARGA
#	MA5A00116	D06059	SPESSORE REG. 1MM TESTA/CAMBIO CS/CL	THICKNESS	CALES	DICKE	ESPESOR
#	G10A00178		PROT.CARDANO D.INT 234 SCARICATA	-	-	-	-
#	M45A00147		ALBERO INGRESSO CS 120/190 (NO P.D.F POST)	SHAFT	ARBRE	WELLE	EJE
#	M65A00197		CAMBIO DMAX SINISTRO CS 190 *29/25 INVERSO (NO PDF POS*	GEAR SHIFT	BOITE DE VITESSE	WECHSELGETRIEBE	CAMBIO

Cambio laterale destro 450

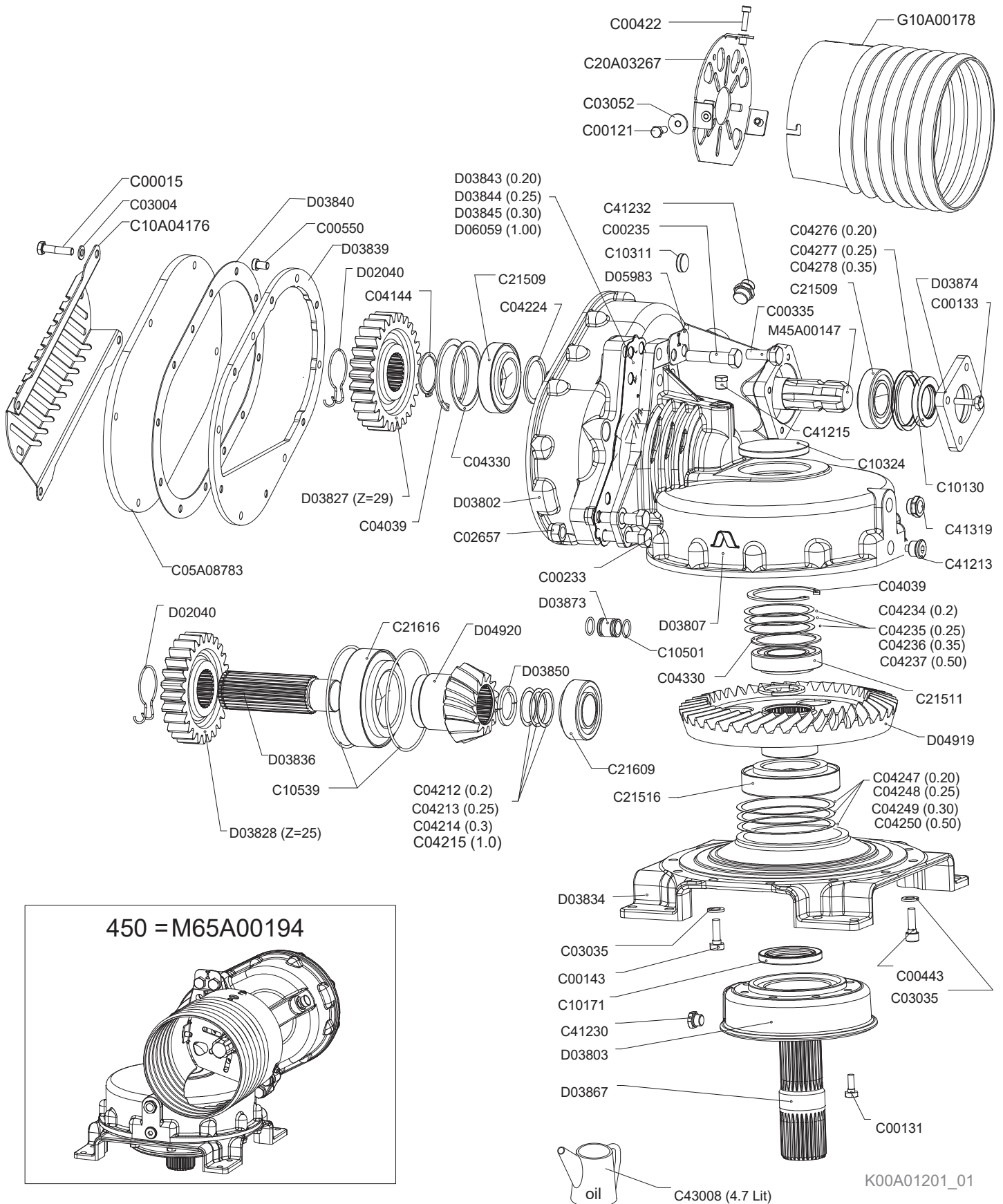
Side right gearbox 450

Boite lateral droite 450

Seite getriebe rechts 450

Drawing Code: **K00A01201_1**

Accessories:





Cambio laterale destro 450

Side right gearbox 450

Boite lateral droite 450

Seite getriebe rechts 450

Drawing Code: **K00A01201_1**

Accessories:

N°	Code	Old.	Descrizione / Description	GB	FR	D	E
#	M80A00012	C00015	VITE TE 88 PG FP M10X40 ZINC UNI 5737	SCREW	VIS	SCHRAUBE	TORNILLO
#	M80A00110	C00121	VITE TE 88 PG FT M8X20 ZINC UNI 5739	SCREW	VIS	SCHRAUBE	TORNILLO
#	M80A00118	C00131	VITE TE 88 PG FT M10X25 ZINC UNI 5739	SCREW	VIS	SCHRAUBE	TORNILLO
#	M80A00121	C00133	VITE TE 88 PG FT M10X35 ZINC UNI 5739	SCREW	VIS	SCHRAUBE	TORNILLO
#	M80A00130	C00143	VITE TE 88 PG FT M12X35 ZINC UNI 5739	SCREW	VIS	SCHRAUBE	TORNILLO
#	M80A00182	C00233	VITE TE 88 PF FP M16X1,5X60 ZINC UNI 573	SCREW	VIS	SCHRAUBE	TORNILLO
#	M80A00184	C00235	VITE TE 88 PF FP M16X1,5X70 ZINC UNI 5738	SCREW	VIS	SCHRAUBE	TORNILLO
#	M80A00217	C00335	VITE TE 88 PF FT M16X1,5X40 ZINC UNI 574	SCREW	VIS	SCHRAUBE	TORNILLO
#	M80A00237	C00422	VITE TCEI PG M8X40 ZINC UNI 5931	SCREW	VIS	SCHRAUBE	TORNILLO
#	M80A00252	C00443	VITE TCEI PG M12X35 ZINC UNI 5931	SCREW	VIS	SCHRAUBE	TORNILLO
#	M80A00270	C00550	VITE TCEI 8.8 T/RIB. M10X16 DIN7984 ZINC	SCREW	VIS	SCHRAUBE	TORNILLO
#	M85A00089	C02657	DADO AUTOBLOC ALTO 8 M16X1,5 H=18 UNI 7473	NUT	BOULONS	NUT	DADO
#	M90A00007	C03004	RONDELLA PIANA D.10,5 DIN125-A ZINC.	WASHER	RONDELLE	UNTERLEGSSCHEIBE	ARANDELLA
#	M90A00019	C03035	RONDELLA PIANA D.13 DIN 6916 ALTA RESIS.	WASHER	RONDELLE	UNTERLEGSSCHEIBE	ARANDELLA
#	M90A00027	C03052	RONDELLA PIANA d9xD32x2 UNI 6593 ZINC.	WASHER	RONDELLE	UNTERLEGSSCHEIBE	ARANDELLA
#	MA0A00014	C04039	SEEGER FORO D.100 UNI 7437	SEEGER	SEEGER	SEEGER	SEEGER
#	MA0A00044	C04144	SEEGER ALBERO D.54 UNI 7435	SEEGER	SEEGER	SEEGER	SEEGER
#	MA5A00011	C04212	SPESSORE REG. 45X55X0.20	THICKNESS	CALES	DICKE	ESPEJOR
#	MA5A00012	C04213	SPESSORE REG. 45X55X0.25	THICKNESS	CALES	DICKE	ESPEJOR
#	MA5A00013	C04214	SPESSORE REG. 45X55X0.30	THICKNESS	CALES	DICKE	ESPEJOR
#	MA5A00014	C04215	SPESSORE REG. 45X55X1	THICKNESS	CALES	DICKE	ESPEJOR
#	MA5A00024	C04224	SPESSORE REG. 55.2X67.7X3 HRC 44/48	THICKNESS	CALES	DICKE	ESPEJOR
#	MA5A00034	C04234	SPESSORE REG. 85.3X99.8X0.2	THICKNESS	CALES	DICKE	ESPEJOR
#	MA5A00035	C04235	SPESSORE REG. 85.3X99.8X0.25	THICKNESS	CALES	DICKE	ESPEJOR
#	MA5A00036	C04236	SPESSORE REG. 85.3X99.8X0.35	THICKNESS	CALES	DICKE	ESPEJOR
#	MA5A00037	C04237	SPESSORE REG. 85.3X99.8X0.5	THICKNESS	CALES	DICKE	ESPEJOR
#	MA5A00047	C04247	SPESSORE REG. 125.5X139.5X0,2	THICKNESS	CALES	DICKE	ESPEJOR
#	MA5A00048	C04248	SPESSORE REG. 125.5X139.5X0,25	THICKNESS	CALES	DICKE	ESPEJOR
#	MA5A00049	C04249	SPESSORE REG. 125.5X139.5X0,3	THICKNESS	CALES	DICKE	ESPEJOR
#	MA5A00050	C04250	SPESSORE REG. 125.5X139.5X0,5	THICKNESS	CALES	DICKE	ESPEJOR
#	MA5A00075	C04276	SPESSORE REG. * 72X85X0.20 (80158)	THICKNESS	CALES	DICKE	ESPEJOR
#	MA5A00076	C04277	SPESSORE REG. * 72X85X0.25 (80159)	THICKNESS	CALES	DICKE	ESPEJOR
#	MA5A00077	C04278	SPESSORE REG. 72X85X0.35 (80160)	THICKNESS	CALES	DICKE	ESPEJOR
#	MA5A00106	C04330	RALLA REG. 85.3X99.7X2	FIFTH WHEEL	RONDELLE	DREHPLATTE	RAYA
#	C05A08783		COPERCHIO POST. CAMBIO CS 120/190	LID	COUVERCLE	DECKEL	TAPA
#	H00A00049	C10130	PARAOLIO BASL D.45X72X10	SEALING RING	JOINT SPI	OELABDICHTUNG	PARAOLIO
#	H00A00075	C10171	PARAOLIO BASL D.65X90X10	SEALING RING	JOINT SPI	OELABDICHTUNG	PARAOLIO
#	H00A00083	C10311	CAPPELOTTO D.26X7	PLASTIC GUARD	BACHE	KUNSTSTOFF-DECKELSOBRETERE	
#	H00A00090	C10324	CAPPELOTTO D.100X10	PLASTIC GUARD	BACHE	KUNSTSTOFF-DECKELSOBRETERE	
#	H05A00004	C10501	ANELLO OR 128 D.INT.20.63x2.62	RING	AMORTISSEUR	RING	ANILLO
#	H05A00040	C10539	ANELLO OR 4550 D.INT.139.29X3,53	RING	AMORTISSEUR	RING	ANILLO
#	C10A04176		TARGA COP.POST.CAMBIO CS/T191/T220/T+C 130/T+C 190	PLATE	PLAQUE	SCHILD	TARGA
#	C20A03267		FONDELLO PROTEZ. D.INT 230	BOTTOM	FOND	BODEN	FONDO
#	M20A00072	C21509	CUSCINETTO 32209 45X85X24,75	BEARING	ROULEMENT	KUGELLAGER	COJINETE
#	M20A00074	C21511	CUSCINETTO 32211 55X100X26,75	BEARING	ROULEMENT	KUGELLAGER	COJINETE
#	M20A00077	C21516	CUSCINETTO 32216 80X140X35.25	BEARING	ROULEMENT	KUGELLAGER	COJINETE
#	M20A00082	C21609	CUSCINETTO 33209 45X85X32	BEARING	ROULEMENT	KUGELLAGER	COJINETE
#	M20A00086	C21616	CUSCINETTO 33216 80X140X46	BEARING	ROULEMENT	KUGELLAGER	COJINETE
#	H45A00006	C41213	TAPPO + GUARNIZ SCARICO M22X1.5 MAGNET 8X10 CH10	PLUG	BOUCHON	STOEPSSEL	ENCHUFE

Copyright © 2009 Alpego s.p.a. ®

Tutti i diritti sono riservati. È vietata espressamente la ristampa o l'uso non autorizzato senza permesso scritto dalla Alpego s.p.a.

Tous droits réservés. Toute réimpression ou utilisation non autorisée sans la permission écrite de la Alpego s.p.a. est formellement interdite

Alle Rechte vorbehalten. Nachdruck, Vervielfältigung und Verbreitung, auch auszugsweise, ist ohne schriftliche Genehmigung der Alpego s.p.a.

Al rights reserved. Any reprinting or unauthorized use without the written permission of Alpego s.p.a. is expressly prohibited

Todos los derechos reservados. Toda reproducción o uso no autorizado sin el consentimiento escrito de Alpego s.p.a. quedan expresamente prohibidos

01/07/2019

Cambio laterale destro 450

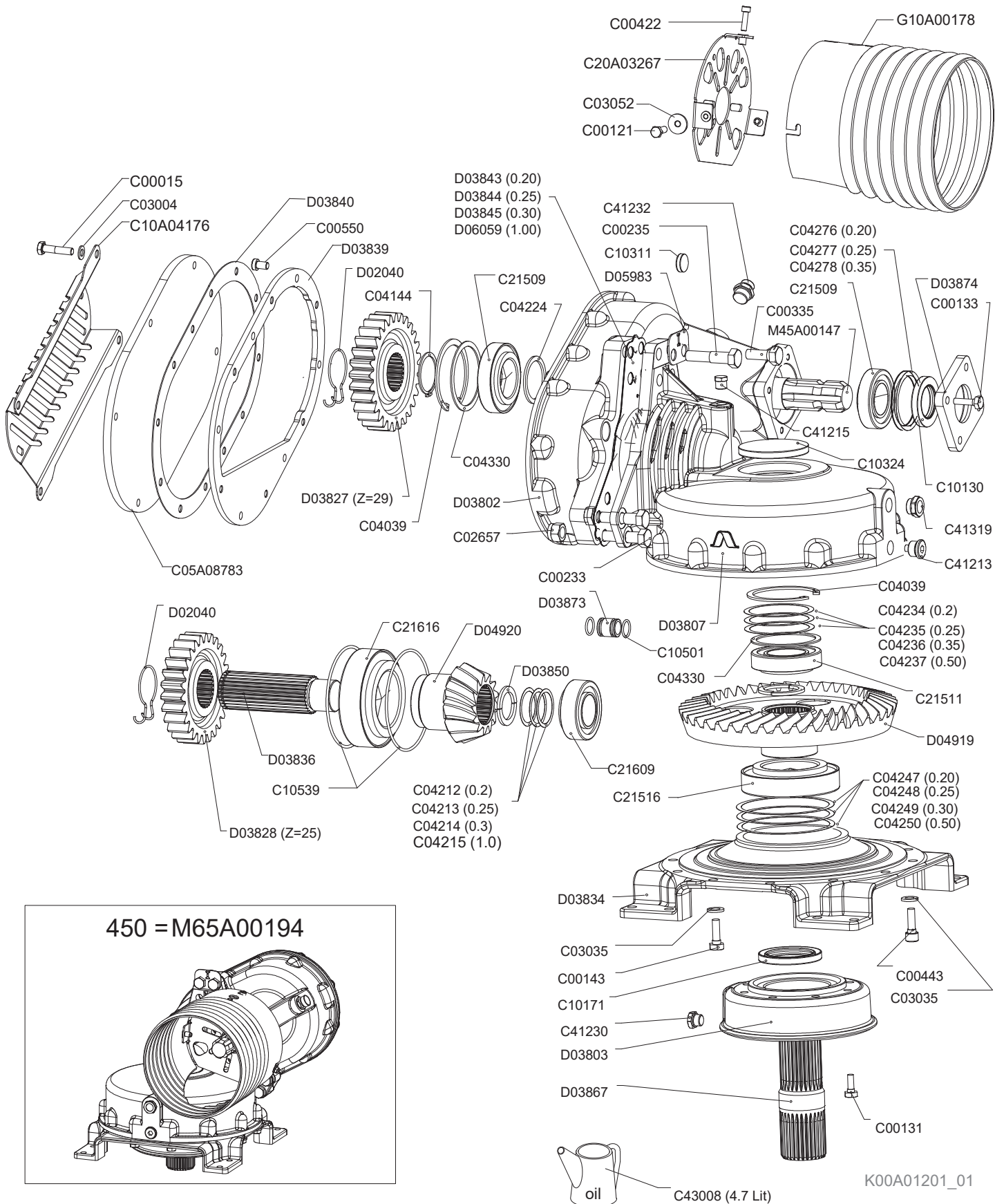
Side right gearbox 450

Boite lateral droite 450

Seite getriebe rechts 450

Drawing Code: **K00A01201_1**

Accessories:





Cambio laterale destro 450

Side right gearbox 450

Boite lateral droite 450

Seite getriebe rechts 450

Drawing Code: **K00A01201_1**

Accessories:

N°	Code	Old.	Descrizione / Description	GB	FR	D	E
#	H45A00008	C41215	TAPPO CONICO M16X1,5 8X18 CH17 (11/C)	PLUG	BOUCHON	STOEPSEL	ENCHUFE
#	H65A00002	C41230	TAPPO SFIATECH M16X1,5 (ALLUMINIO) + GUARNIZIONE (ALLUI	PLUG	BOUCHON	STOEPSEL	ENCHUFE
#	H65A00004	C41232	TAPPO SFIATECH M22X1,5 (ALLUMINIO) + GUARNIZIONE (ALLUI	PLUG	BOUCHON	STOEPSEL	ENCHUFE
#	H60A00006	C41319	SPIA LIVELLO GLASS M22X1,5 + GUARNIZIONE (ROLLMART/NA)	LIGHT	LUMIERE	WARNLAMPE	INDICADOR
#	L20A00004	C43008	OLIO CAMBIO SINT. GLOBAL MULTIGEAR CBS-A (ALPEGO MINA	OIL	HUILE	OEL	ACEITE
#	MF5A00013	D02040	MOLLA DI RITEGNO INGR.LE/DF CAVA D.51.5	SPRING	RESSORT	FEDER	MUELLE
#	C15A00295	D03802	SCATOLA CAMBIO CS/CL 120/190	BOX	BOITE	SCHACTEL	RECUADRO
#	C15A00296	D03803	COPERCHIO INFERIORE CS/CL	LID	COUVERCLE	DECKEL	TAPA
#	C15A00298	D03807	TESTA CS/CL 190	HEAD	TETE	KOPF	CABEZA
#	M40A00068	D03827	INGRAN. CAMBIO CS Z=29 (COPPIA 29/25)***	GEAR	ENGRENAGE	ZAHNRAEDER	ENGRANAJE
#	M40A00069	D03828	INGRAN. CAMBIO CS Z=25 (COPPIA 29/25)***	GEAR	ENGRENAGE	ZAHNRAEDER	ENGRANAJE
#	C15A00304	D03834	BASAMENTO CS/CL 190	BASE	BASE	GRUNDFLAECHE	BASE
#	M45A00039	D03836	ALBERO PIGNONE CS 190	SHAFT	ARBRE	WELLE	EJE
#	C15A00306	D03839	PARETE COPERCHIO CS 120/190 SINISTRO	WALL	MUR	WAND	PARED
#	H30A00017	D03840	GUARNIZ. COPERCHIO CAMBIO CS/CL	GASKET	GARNITURE	DICHTUNG	GUARNICION
#	MA5A00109	D03843	SPESSORE REG. * 0.20 TESTA/CAMBIO CS/CL	THICKNESS	CALES	DICKE	ESPESOR
#	MA5A00110	D03844	SPESSORE REG. * 0.25 TESTA/CAMBIO CS/CL	THICKNESS	CALES	DICKE	ESPESOR
#	MA5A00111	D03845	SPESSORE REG. * 0.30 TESTA/CAMBIO CS/CL	THICKNESS	CALES	DICKE	ESPESOR
#	C15A00310	D03850	SEMIANELLO D.40X56X4 CS/CL	-	-	-	-
#	M45A00043	D03867	ALBERO USCITA CS/CL 190 (DH/DX)	SHAFT	ARBRE	WELLE	EJE
#	C15A00312	D03873	DIST. D.26-21,8 D.18,9***	SPACER	ENTRETOISE	ABSTANDSTUECK	ESPACIADORES
#	C15A00313	D03874	COPERCHIO ALB. INGRES. CS/CL 120/190 ***	LID	COUVERCLE	DECKEL	TAPA
#	M40A00083	D04919	CORONA CONIC EL.DES.Z=41 CS 190 INVERS	CROWN	COURONNE	KRONE	CORONA
#	M40A00084	D04920	PIGNONE CONIC EL.SIN.Z=13 CS 190 INVERS	PINION	PIGNON	RITZEL	PIÑON
#	C05A05079	D05983	TARGHETTA GRUPPO INVERSO	PLATE	PLAQUE	SCHILD	TARGA
#	MA5A00116	D06059	SPESSORE REG. 1MM TESTA/CAMBIO CS/CL	THICKNESS	CALES	DICKE	ESPESOR
#	G10A00178		PROT.CARDANO D.INT 234 SCARICATA	-	-	-	-
#	M45A00147		ALBERO INGRESSO CS 120/190 (NO P.D.F POST)	SHAFT	ARBRE	WELLE	EJE
#	M65A00194		CAMBIO DMAX-450 DES CS190 *29/25 INVERSO (NO PDF POST)	GEAR SHIFT	BOITE DE VITESSE	WECHSELGETRIEBE	CAMBIO

Cambio laterale sinistro 450

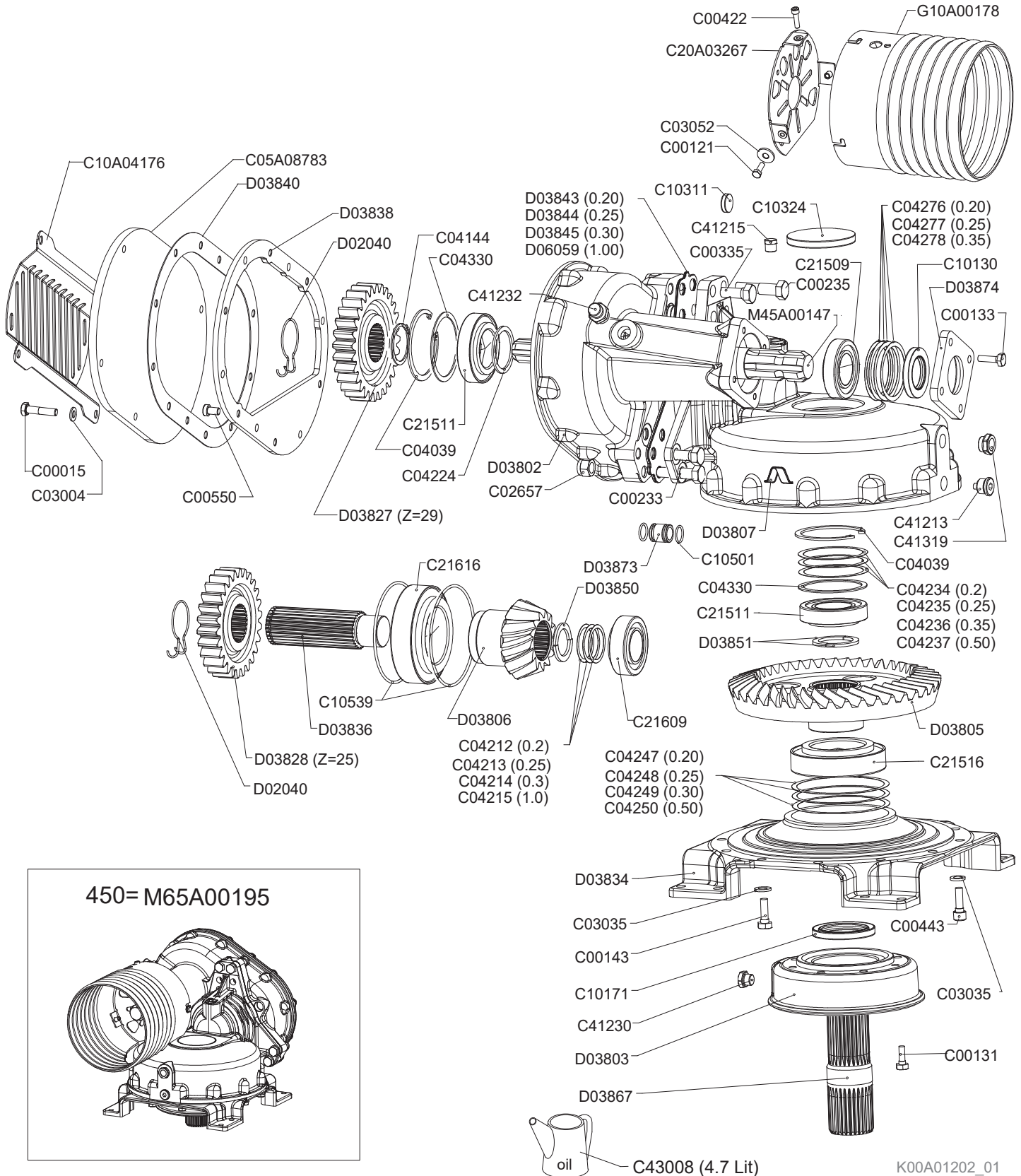
Side left gearbox 450

Boite lateral gauche 450

Seite getriebe links 450

Drawing Code: **K00A01202_1**

Accessories:





Cambio laterale sinistro 450

Side left gearbox 450

Boite lateral gauche 450

Seite getriebe links 450

Drawing Code: **K00A01202_1**

Accessories:

N°	Code	Old.	Descrizione / Description	GB	FR	D	E
#	M80A00012	C00015	VITE TE 88 PG FP M10X40 ZINC UNI 5737	SCREW	VIS	SCHRAUBE	TORNILLO
#	M80A00110	C00121	VITE TE 88 PG FT M8X20 ZINC UNI 5739	SCREW	VIS	SCHRAUBE	TORNILLO
#	M80A00118	C00131	VITE TE 88 PG FT M10X25 ZINC UNI 5739	SCREW	VIS	SCHRAUBE	TORNILLO
#	M80A00121	C00133	VITE TE 88 PG FT M10X35 ZINC UNI 5739	SCREW	VIS	SCHRAUBE	TORNILLO
#	M80A00130	C00143	VITE TE 88 PG FT M12X35 ZINC UNI 5739	SCREW	VIS	SCHRAUBE	TORNILLO
#	M80A00182	C00233	VITE TE 88 PF FP M16X1,5X60 ZINC UNI 573	SCREW	VIS	SCHRAUBE	TORNILLO
#	M80A00184	C00235	VITE TE 88 PF FP M16X1,5X70 ZINC UNI 5738	SCREW	VIS	SCHRAUBE	TORNILLO
#	M80A00217	C00335	VITE TE 88 PF FT M16X1,5X40 ZINC UNI 574	SCREW	VIS	SCHRAUBE	TORNILLO
#	M80A00237	C00422	VITE TCEI PG M8X40 ZINC UNI 5931	SCREW	VIS	SCHRAUBE	TORNILLO
#	M80A00252	C00443	VITE TCEI PG M12X35 ZINC UNI 5931	SCREW	VIS	SCHRAUBE	TORNILLO
#	M80A00270	C00550	VITE TCEI 8.8 T/RIB. M10X16 DIN7984 ZINC	SCREW	VIS	SCHRAUBE	TORNILLO
#	M85A00089	C02657	DADO AUTOBLOC ALTO 8 M16X1,5 H=18 UNI 7473	NUT	BOULONS	NUT	DADO
#	M90A00007	C03004	RONDELLA PIANA D.10,5 DIN125-A ZINC.	WASHER	RONDELLE	UNTERLEGSSCHEIBE	ARANDELLA
#	M90A00019	C03035	RONDELLA PIANA D.13 DIN 6916 ALTA RESIS.	WASHER	RONDELLE	UNTERLEGSSCHEIBE	ARANDELLA
#	M90A00027	C03052	RONDELLA PIANA d9xD32x2 UNI 6593 ZINC.	WASHER	RONDELLE	UNTERLEGSSCHEIBE	ARANDELLA
#	MA0A00014	C04039	SEEGER FORO D.100 UNI 7437	SEEGER	SEEGER	SEEGER	SEEGER
#	MA0A00044	C04144	SEEGER ALBERO D.54 UNI 7435	SEEGER	SEEGER	SEEGER	SEEGER
#	MA5A00011	C04212	SPESSORE REG. 45X55X0.20	THICKNESS	CALES	DICKE	ESPEJOR
#	MA5A00012	C04213	SPESSORE REG. 45X55X0.25	THICKNESS	CALES	DICKE	ESPEJOR
#	MA5A00013	C04214	SPESSORE REG. 45X55X0.30	THICKNESS	CALES	DICKE	ESPEJOR
#	MA5A00014	C04215	SPESSORE REG. 45X55X1	THICKNESS	CALES	DICKE	ESPEJOR
#	MA5A00024	C04224	SPESSORE REG. 55.2X67.7X3 HRC 44/48	THICKNESS	CALES	DICKE	ESPEJOR
#	MA5A00034	C04234	SPESSORE REG. 85.3X99.8X0.2	THICKNESS	CALES	DICKE	ESPEJOR
#	MA5A00035	C04235	SPESSORE REG. 85.3X99.8X0.25	THICKNESS	CALES	DICKE	ESPEJOR
#	MA5A00036	C04236	SPESSORE REG. 85.3X99.8X0.35	THICKNESS	CALES	DICKE	ESPEJOR
#	MA5A00037	C04237	SPESSORE REG. 85.3X99.8X0.5	THICKNESS	CALES	DICKE	ESPEJOR
#	MA5A00047	C04247	SPESSORE REG. 125.5X139.5X0,2	THICKNESS	CALES	DICKE	ESPEJOR
#	MA5A00048	C04248	SPESSORE REG. 125.5X139.5X0,25	THICKNESS	CALES	DICKE	ESPEJOR
#	MA5A00049	C04249	SPESSORE REG. 125.5X139.5X0,3	THICKNESS	CALES	DICKE	ESPEJOR
#	MA5A00050	C04250	SPESSORE REG. 125.5X139.5X0,5	THICKNESS	CALES	DICKE	ESPEJOR
#	MA5A00075	C04276	SPESSORE REG. * 72X85X0.20 (80158)	THICKNESS	CALES	DICKE	ESPEJOR
#	MA5A00076	C04277	SPESSORE REG. * 72X85X0.25 (80159)	THICKNESS	CALES	DICKE	ESPEJOR
#	MA5A00077	C04278	SPESSORE REG. 72X85X0.35 (80160)	THICKNESS	CALES	DICKE	ESPEJOR
#	MA5A00106	C04330	RALLA REG. 85.3X99.7X2	FIFTH WHEEL	RONDELLE	DREHPLATTE	RAYA
#	C05A08783		COPERCHIO POST. CAMBIO CS 120/190	LID	COUVERCLE	DECKEL	TAPA
#	H00A00049	C10130	PARAOLIO BASL D.45X72X10	SEALING RING	JOINT SPI	OELABDICHTUNG	PARAOLIO
#	H00A00075	C10171	PARAOLIO BASL D.65X90X10	SEALING RING	JOINT SPI	OELABDICHTUNG	PARAOLIO
#	H00A00083	C10311	CAPPELOTTO D.26X7	PLASTIC GUARD	BACHE	KUNSTSTOFF-DECKELSOBRETERE	
#	H00A00090	C10324	CAPPELOTTO D.100X10	PLASTIC GUARD	BACHE	KUNSTSTOFF-DECKELSOBRETERE	
#	H05A00004	C10501	ANELLO OR 128 D.INT.20.63x2.62	RING	AMORTISSEUR	RING	ANILLO
#	H05A00040	C10539	ANELLO OR 4550 D.INT.139.29X3,53	RING	AMORTISSEUR	RING	ANILLO
#	C10A04176		TARGA COP.POST.CAMBIO CS/T191/T220/T+C 130/T+C 190	PLATE	PLAQUE	SCHILD	TARGA
#	C20A03267		FONDELLO PROTEZ. D.INT 230	BOTTOM	FOND	BODEN	FONDO
#	M20A00072	C21509	CUSCINETTO 32209 45X85X24,75	BEARING	ROULEMENT	KUGELLAGER	COJINETE
#	M20A00074	C21511	CUSCINETTO 32211 55X100X26,75	BEARING	ROULEMENT	KUGELLAGER	COJINETE
#	M20A00077	C21516	CUSCINETTO 32216 80X140X35.25	BEARING	ROULEMENT	KUGELLAGER	COJINETE
#	M20A00082	C21609	CUSCINETTO 33209 45X85X32	BEARING	ROULEMENT	KUGELLAGER	COJINETE
#	M20A00086	C21616	CUSCINETTO 33216 80X140X46	BEARING	ROULEMENT	KUGELLAGER	COJINETE
#	H45A00006	C41213	TAPPO + GUARNIZ SCARICO M22X1.5 MAGNET 8X10 CH10	PLUG	BOUCHON	STOEPSSEL	ENCHUFE

Copyright © 2009 Alpego s.p.a. ®

Tutti i diritti sono riservati. È vietata espressamente la ristampa o l'uso non autorizzato senza permesso scritto dalla Alpego s.p.a.

Tous droits réservés. Toute réimpression ou utilisation non autorisée sans la permission écrite de la Alpego s.p.a. est formellement interdite

Alle Rechte vorbehalten. Nachdruck, Vervielfältigung und Verbreitung, auch auszugsweise, ist ohne schriftliche Genehmigung der Alpego s.p.a.

Al rights reserved. Any reprinting or unauthorized use without the written permission of Alpego s.p.a. is expressly prohibited

Todos los derechos reservados. Toda reproducción o uso no autorizado sin el consentimiento escrito de Alpego s.p.a. quedan expresamente prohibidos

01/07/2019

Cambio laterale sinistro 450

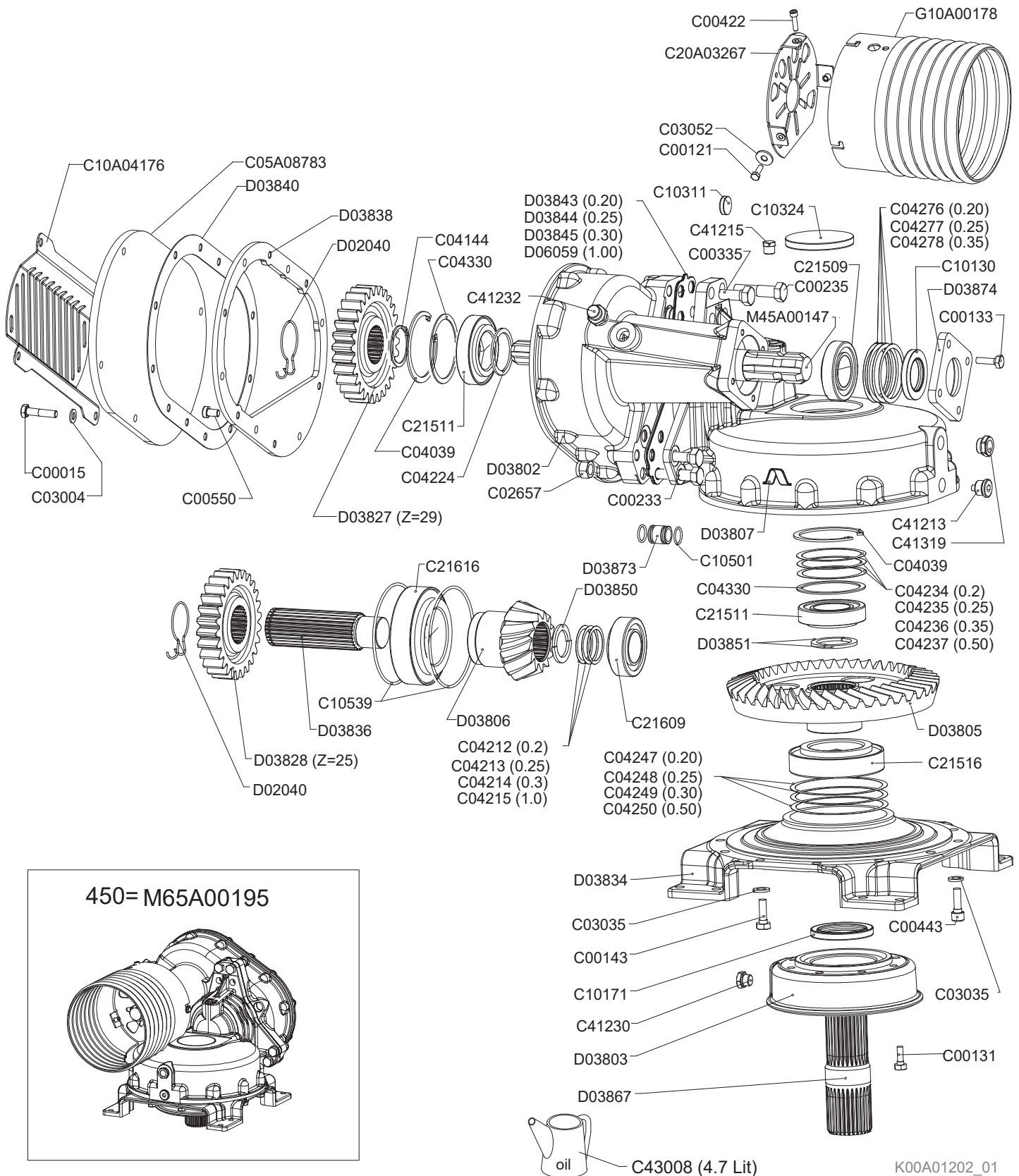
Side left gearbox 450

Boite lateral gauche 450

Seite getriebe links 450

Drawing Code: **K00A01202_1**

Accessories:





Cambio laterale sinistro 450

Side left gearbox 450

Boite lateral gauche 450

Seite getriebe links 450

Drawing Code: **K00A01202_1**

Accessories:

N°	Code	Old.	Descrizione / Description	GB	FR	D	E
#	H45A00008	C41215	TAPPO CONICO M16X1,5 8X18 CH17 (11/C)	PLUG	BOUCHON	STOEPSEL	ENCHUFE
#	H65A00002	C41230	TAPPO SFIATECH M16X1,5 (ALLUMINIO) + GUARNIZIONE (ALLUI	PLUG	BOUCHON	STOEPSEL	ENCHUFE
#	H65A00004	C41232	TAPPO SFIATECH M22X1,5 (ALLUMINIO) + GUARNIZIONE (ALLUI	PLUG	BOUCHON	STOEPSEL	ENCHUFE
#	H60A00006	C41319	SPIA LIVELLO GLASS M22X1,5 + GUARNIZIONE (ROLLMART/NA)	LIGHT	LUMIERE	WARNLAMPE	INDICADOR
#	L20A00004	C43008	OLIO CAMBIO SINT. GLOBAL MULTIGEAR CBS-A (ALPEGO MINA	OIL	HUILE	OEL	ACEITE
#	MF5A00013	D02040	MOLLA DI RITEGNO INGR.LE/DF CAVA D.51.5	SPRING	RESSORT	FEDER	MUELLE
#	C15A00295	D03802	SCATOLA CAMBIO CS/CL 120/190	BOX	BOITE	SCHACTEL	RECUADRO
#	C15A00296	D03803	COPERCHIO INFERIORE CS/CL	LID	COUVERCLE	DECKEL	TAPA
#	M40A00054	D03805	CORONA CONICA ELIC.SIN. Z=41 CS/CL 190	CROWN	COURONNE	KRONE	CORONA
#	M40A00055	D03806	PIGNONE CONICO ELIC.DES. Z=13 CS/CL 190	PINION	PIGNON	RITZEL	PIÑON
#	C15A00298	D03807	TESTA CS/CL 190	HEAD	TETE	KOPF	CABEZA
#	M40A00068	D03827	INGRAN. CAMBIO CS Z=29 (COPPIA 29/25)***	GEAR	ENGRENAGE	ZAHNRAEDER	ENGRANAJE
#	M40A00069	D03828	INGRAN. CAMBIO CS Z=25 (COPPIA 29/25)***	GEAR	ENGRENAGE	ZAHNRAEDER	ENGRANAJE
#	C15A00304	D03834	BASAMENTO CS/CL 190	BASE	BASE	GRUNDFLAECHE	BASE
#	M45A00039	D03836	ALBERO PIGNONE CS 190	SHAFT	ARBRE	WELLE	EJE
#	C15A00305	D03838	PARETE COPERCHIO CS 120/190 DESTRO	WALL	MUR	WAND	PARED
#	H30A00017	D03840	GUARNIZ. COPERCHIO CAMBIO CS/CL	GASKET	GARNITURE	DICHTUNG	GUARNICION
#	MA5A00109	D03843	SPESSORE REG. * 0.20 TESTA/CAMBIO CS/CL	THICKNESS	CALES	DICKE	ESPESOR
#	MA5A00110	D03844	SPESSORE REG. * 0.25 TESTA/CAMBIO CS/CL	THICKNESS	CALES	DICKE	ESPESOR
#	MA5A00111	D03845	SPESSORE REG. * 0.30 TESTA/CAMBIO CS/CL	THICKNESS	CALES	DICKE	ESPESOR
#	C15A00310	D03850	SEMIANELLO D.40X56X4 CS/CL	-	-	-	-
#	C15A00311	D03851	SEMIANELLO D.50X66X4 CS/CL	-	-	-	-
#	M45A00043	D03867	ALBERO USCITA CS/CL 190 (DH/DX)	SHAFT	ARBRE	WELLE	EJE
#	C15A00312	D03873	DIST. D.26-21,8 D.18,9***	SPACER	ENTRETOISE	ABSTANDSTUECK	ESPACIADORES
#	C15A00313	D03874	COPERCHIO ALB. INGRES. CS/CL 120/190 ***	LID	COUVERCLE	DECKEL	TAPA
#	MA5A00116	D06059	SPESSORE REG. 1MM TESTA/CAMBIO CS/CL	THICKNESS	CALES	DICKE	ESPESOR
#	G10A00178		PROT.CARDANO D.INT 234 SCARICATA	-	-	-	-
#	M45A00147		ALBERO INGRESSO CS 120/190 (NO P.D.F POST)	SHAFT	ARBRE	WELLE	EJE
#	M65A00195		CAMBIO DMAX-450 SINISTRO CS190 *29/25 (NO PDF POST)	GEAR SHIFT	BOITE DE VITESSE	WECHSELGETRIEBE	CAMBIO

Vasca trasmissione DmaX

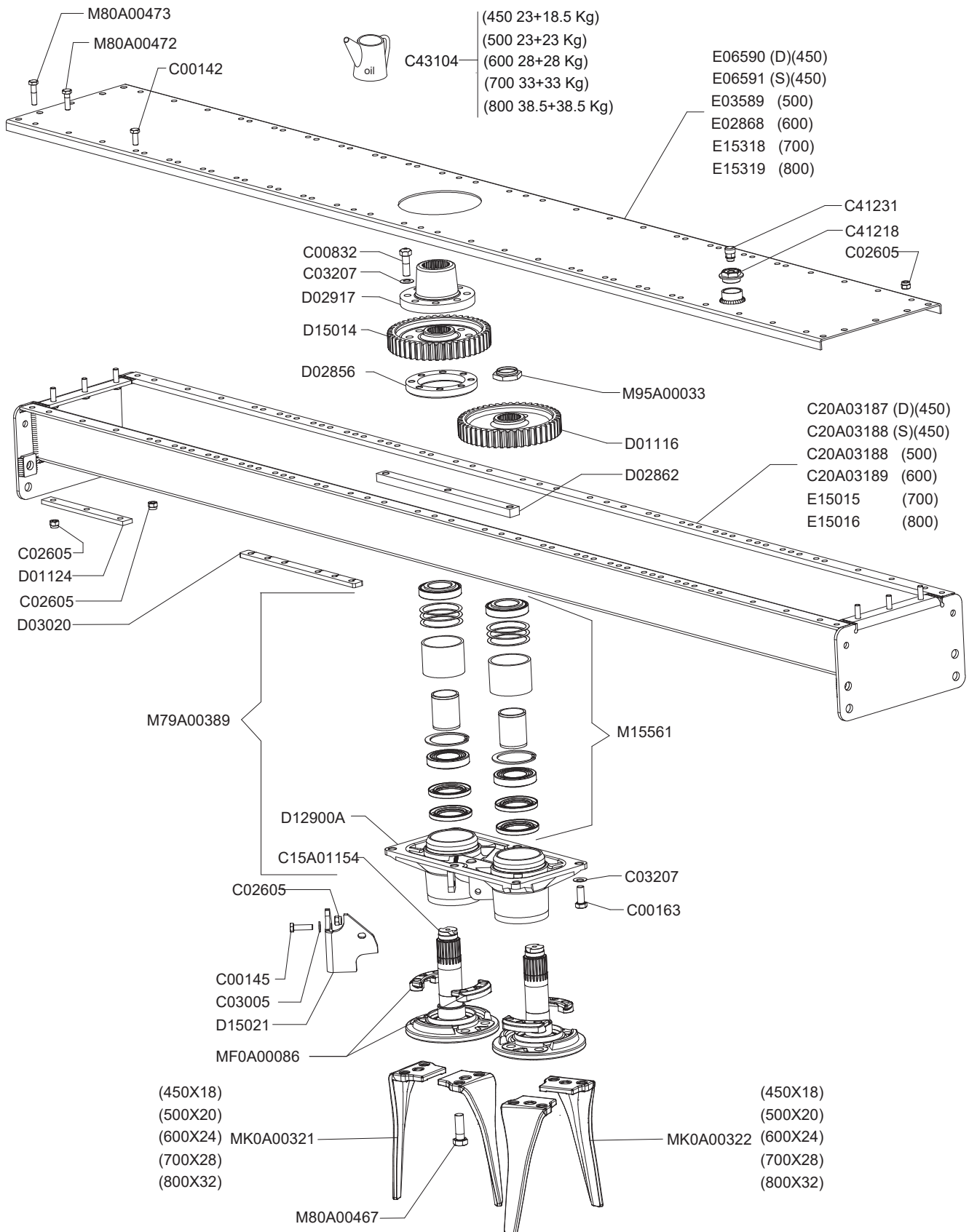
Tank transmission DmaX

Transmission cuve DmaX

Gehaeuse antrieb DmaX

Drawing Code: **K00A01203_0**

Accessories:



D=Destro-Droit-Rechts-Right S=Sinistro-Gauche-Links-Left

K00A01203_00



Vasca trasmissione DmaX

Tank transmission DmaX

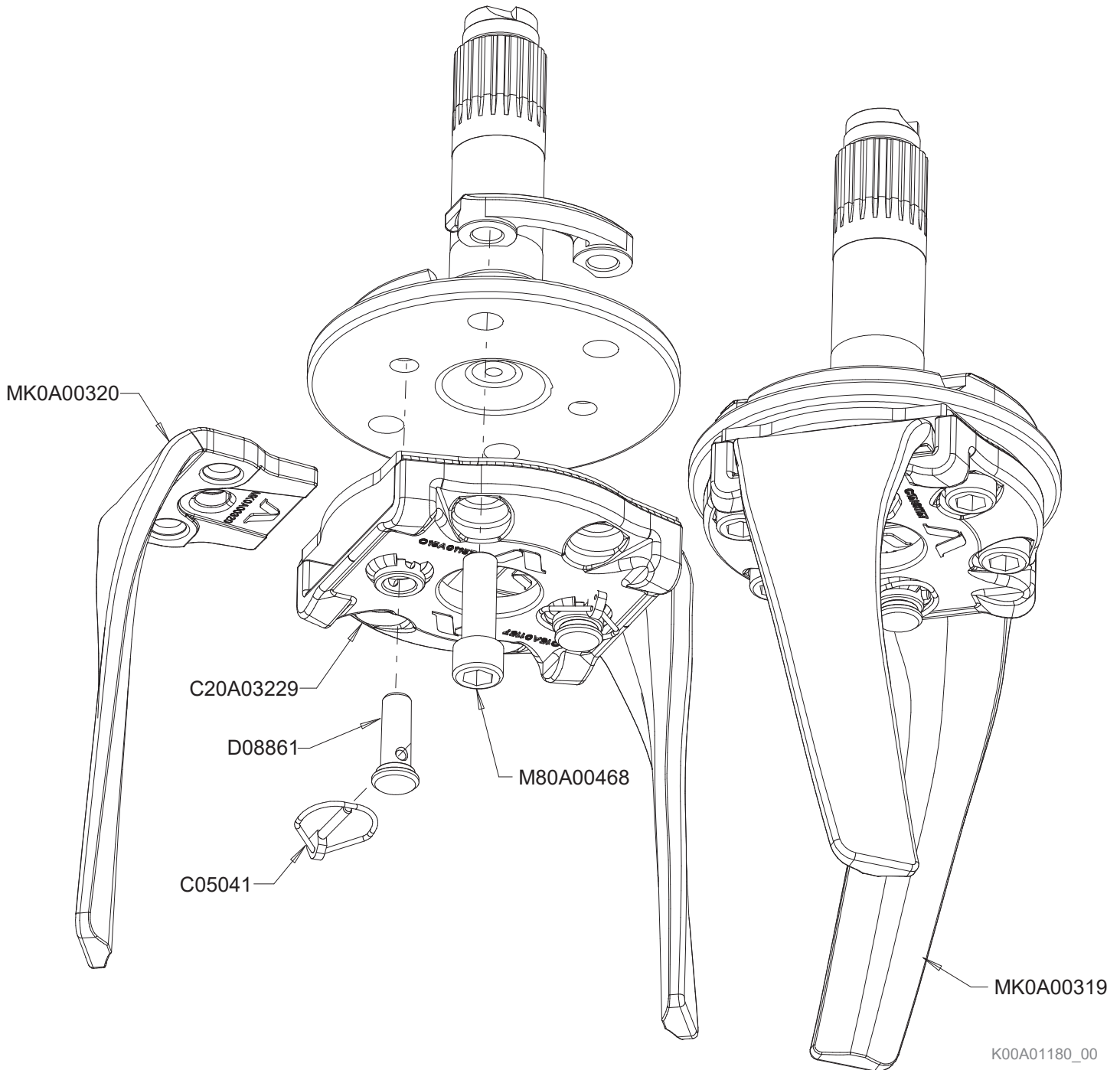
Transmission cuve DmaX

Gehaeuse antrieb DmaX

Drawing Code: **K00A01203_0**

Accessories:

N°	Code	Old.	Descrizione / Description	GB	FR	D	E
#	M80A00129	C00142	VITE TE 88 PG FT M12X30 ZINC UNI 5739	SCREW	VIS	SCHRAUBE	TORNILLO
#	M80A00133	C00145	VITE TE 88 PG FT M12X45 ZINC UNI 5739	SCREW	VIS	SCHRAUBE	TORNILLO
#	M80A00149	C00163	VITE TE 88 PG FT M16X40 ZINC UNI 5739	SCREW	VIS	SCHRAUBE	TORNILLO
#	M80A00325	C00832	VITE TE 12.9 M16X1,5X50 F25/28 (T.TONDA) ZINCO-LAMELLARE	SCREW	VIS	SCHRAUBE	TORNILLO
#	M85A00078	C02605	DADO AUTOBLOC ALTO 8 M12 H=14 UNI 7473	NUT	BOULONS	NUT	DADO
#	M90A00008	C03005	RONDELLA PIANA D.13 DIN125-A ZINC.	WASHER	RONDELLE	UNTERLEGSSCHEIBE	ARANDELLA
#	M90A00053	C03207	DISCO ELAST. D.16,3X31.5X1.75 DIN 2093 ZINCO-LAMELLARE	DISC	DISQUE	SCHEIBE	DISCO
#	C15A01154		PORTADENTI LAVORATO SERIE MAX + GHIERA M45X1,5	TINE SUPPORT	PORTE DENT	ZINKENTRAEGER	PORTADIENTES
#	C20A03187		VASCA COMPLETA DMAX 205	GEAR BED	VASQUE	OEL-WANNE	BAÑO
#	C20A03188		VASCA COMPLETA DMAX 250	GEAR BED	VASQUE	OEL-WANNE	BAÑO
#	C20A03189		VASCA COMPLETA DMAX - RMAX 300 SALDATA	GEAR BED	VASQUE	OEL-WANNE	BAÑO
#	H45A00011	C41218	"TAPPO E GUARN.ALL. 1"" 1/4 GAS CON FORO DA 3/8 GAS"	PLUG	BOUCHON	STOEPSSEL	ENCHUFE
#	H65A00003	C41231	TAPPO SFIATECH 3/8 GAS (ALLUMINIO) + GUARNIZIONE (ALLUMINIO)	PLUG	BOUCHON	STOEPSSEL	ENCHUFE
#	L20A00014	C43104	GRASSO VASCHE ERPICI EP GREASE A NLGI 000 (ALPEGO ING)	GREASE	GRAISSE	FETT	GRASA/GORDO
#	M40A00001	D01116	INGRANAGGIO CENTR. CMT.DD Z=46 (A55X50)	GEAR	ENGRENAGES	ZAHNRAEDER	ENGRANAJE
#	C05A03925	D01124	RINFORZO VASCA 3 FORI D.13 10MM ***	REINFORCEMENT	RENFORT	VERSTAERKUNG	REFUERZO
#	C15A00197	D02856	ANELLO FISSA MOZZO CENTR. DH-2***	RING	AMORTISSEUR	RING	ANILLO
#	C15A00198	D02862	"PIASTRA FISS. SUPP. INF.""H"" 30X20X467 ****	PLATE	PLAQUE	PLATTE	PLACA
#	C15A00203	D02917	BOCCOLA CON FLANGIA DH-2	BUSH	DOUILLE	BUCHSE	BOCOLA
#	C05A04219	D03020	RINFORZO VASCA 8 FORI 10MM	REINFORCEMENT	RENFORT	VERSTAERKUNG	REFUERZO
#	M35A00025	D12900A	"SUPPORTO DOPPIO ROTORE TWIN-H2 ""A""	SUPPORT	SUPPORT	STUTZE	APOYO
#	M40A00106	D15014	INGRANAGGIO CENTRALE DMAX	GEAR	ENGRENAGES	ZAHNRAEDER	ENGRANAJE
#	MK0A00160	D15021	"COPPO PROTEZIONE TWIN ""H"" VER.""M""	METAL ANGLE	COPPO	METALL-WINKEL	COPPO
#	C20A00516	E02868	COPERCHIO VASCA 300_RH	LID	COUVERCLE	DECKEL	TAPA
#	C20A00656	E03589	COPERCHIO VASCA 250_DX-500	LID	COUVERCLE	DECKEL	TAPA
#	C20A01199	E06590	COPERCHIO VASCA 200_DX-400 DESTRO	LID	COUVERCLE	DECKEL	TAPA
#	C20A01200	E06591	COPERCHIO VASCA 250_DX-450 SINISTRO	LID	COUVERCLE	DECKEL	TAPA
#	C20A02324	E15015	VASCA COMPLETA 350 DMAX-700	GEAR BED	VASQUE	OEL-WANNE	BAÑO
#	C20A02325	E15016	VASCA COMPLETA 400 DMAX-800	GEAR BED	VASQUE	OEL-WANNE	BAÑO
#	C20A02394	E15318	COPERCHIO VASCA 350_DXM-700	LID	COUVERCLE	DECKEL	TAPA
#	C20A02395	E15319	COPERCHIO VASCA 400_DXM-800	LID	COUVERCLE	DECKEL	TAPA
#	SCOA00107	M15561	"CARTUCCIA ""TWIN-H2"" CUSCINETTI E DISTANZ."	CARTRIDGE	CARTOUCHE	PATRONE	CARTUCHO
#	M79A00389		COMPLESSIVO SUPPORTO FUSIONE TWIN-MAX	OVERVIEW	TOTAL	GESAMTANSICHT	TOTAL
#	M80A00467		VITE TE 10.9 PF FP M20X1,5X60 ZINC UNI5738	SCREW	VIS	SCHRAUBE	TORNILLO
#	M80A00472		VITE TE 10.9 PG FP M12X40 ZINC UNI5737	SCREW	VIS	SCHRAUBE	TORNILLO
#	M80A00473		VITE TE 10.9 PG FP M12X50 ZINC UNI 5737	SCREW	VIS	SCHRAUBE	TORNILLO
#	M95A00033		GHIERA CON COLLARE M45X1.5 (CH 65)	METAL RING	RONDELLE	METALL-RING	RUEDA
#	MF0A00086		BLOCCHETTO FISSAGGIO DENTI TWIN-MAX	BLOCK	BLOC	BLOCK	BLOQUE
#	MK0A00321		"DENTE FORGIATO SINISTRO ""MAX"" (118X18) 2 FORI D.21"	TOOTH	DENT	ZAHN	DIENTE
#	MK0A00322		"DENTE FORGIATO DESTRO ""MAX"" (118X18) 2 FORI D.21"	TOOTH	DENT	ZAHN	DIENTE



K00A01180_00



Kit coppia rapido Max

Quick knives change Max

Kit couple rapide Max

Zinkenschnell weschel system Max

Drawing Code: **K00A01180_0**

Accessories: TCGA00158

N°	Code	Old.	Descrizione / Description
#	MB0A00091	C05041	SPINA A SCATTO D. 5.5 SPEC. ACCIAIO
#	C20A03229		PORTADENTI RAPIDO MAX DA FORGIATO
#	M15A00108	D08861	PERNO CONICO D.18X56+BATT.CARB+ZINC***
#	M80A00468		VITE TCEI 10.9 M20X1,5X60 ZINC UNI 5931
#	MK0A00319		"DENTE FORGIATO RAPIDO SINISTRO ""MAX"" (118X18) 1 FORO
#	MK0A00320		"DENTE FORGIATO RAPIDO DESTRO ""MAX"" (118X18) 1 FORO

GB	FR	D	E
SOCKET	GOUPILLE	STECKER	PASADOR
TINE SUPPORT	PORTE DENT	ZINKENTRAEGER	PORTADIENTES
PIN	PIVOT	STIFT	PIN
SCREW	VIS	SCHRAUBE	TORNILLO
TOOTH	DENT	ZAHN	DIENTE
TOOTH	DENT	ZAHN	DIENTE

Telaio frontale DmaX 450-500-600-700

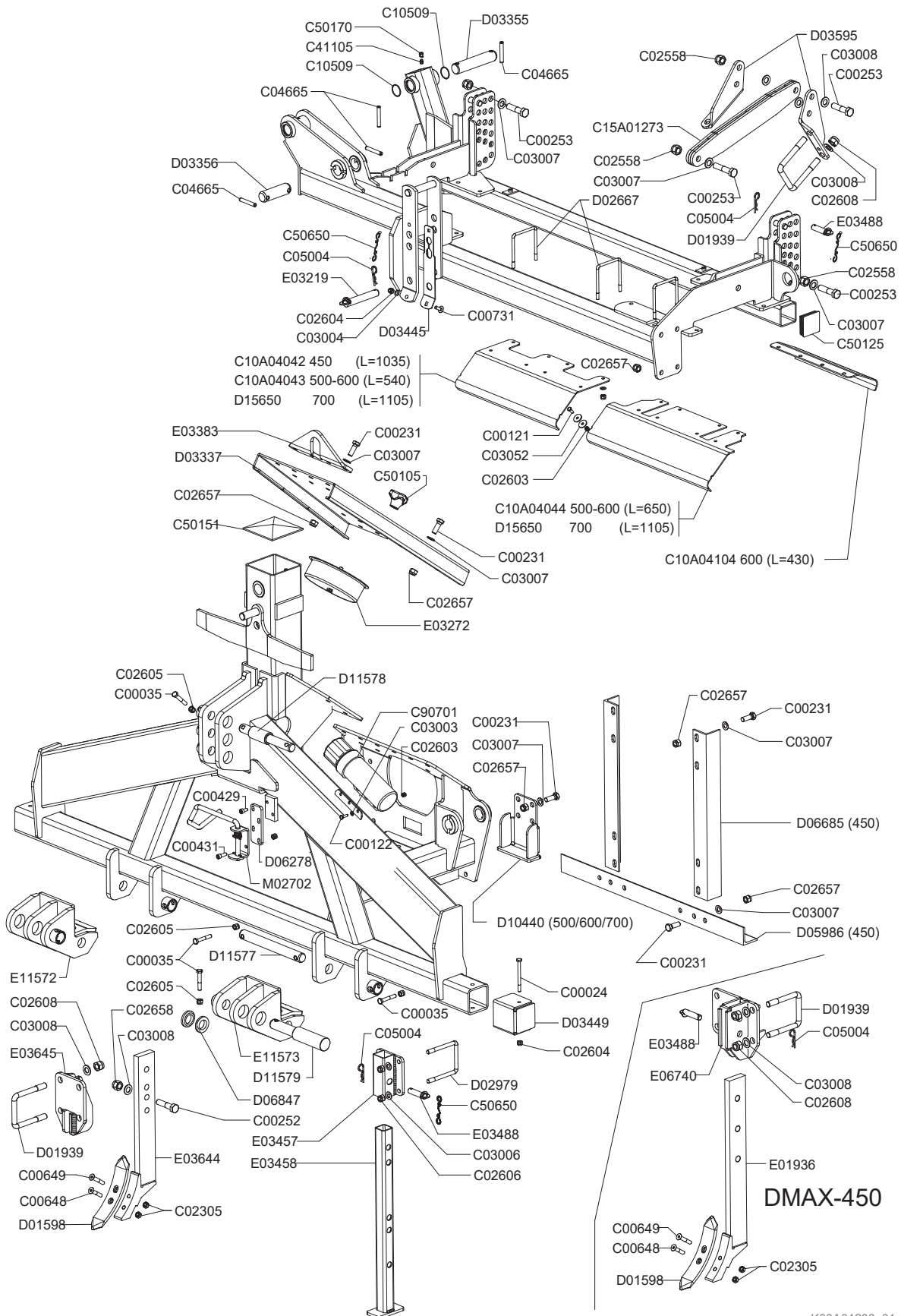
Frontal frame DmaX 450-500-600-700

Chassis DmaX 450-500-600-700

Rahmen DmaX 450-500-600-700

Drawing Code: **K00A01206_1**

Accessories:



K00A01206_01



Telaio frontale DmaX 450-500-600-700

Frontal frame DmaX 450-500-600-700

Chassis DmaX 450-500-600-700

Rahmen DmaX 450-500-600-700

Drawing Code: **K00A01206_1**

Accessories:

N°	Code	Old.	Descrizione / Description	GB	FR	D	E
#	M80A00021	C00024	VITE TE 88 PG FP M10x120 ZINC UNI 5737	SCREW	VIS	SCHRAUBE	TORNILLO
#	M80A00032	C00035	VITE TE 88 PG FP M12X70 ZINC UNI 5737	SCREW	VIS	SCHRAUBE	TORNILLO
#	M80A00110	C00121	VITE TE 88 PG FT M8X20 ZINC UNI 5739	SCREW	VIS	SCHRAUBE	TORNILLO
#	M80A00111	C00122	VITE TE 88 PG FT M8X25 ZINC UNI 5739	SCREW	VIS	SCHRAUBE	TORNILLO
#	M80A00180	C00231	VITE TE 88 PF FP M16X1,5X50 ZINC UNI 5738	SCREW	VIS	SCHRAUBE	TORNILLO
#	M80A00197	C00252	VITE TE 88 PF FP M20X1,5X80 ZINC UNI 573	SCREW	VIS	SCHRAUBE	TORNILLO
#	M80A00198	C00253	VITE TE 88 PF FP M20X1,5X90 ZINC UNI 573	SCREW	VIS	SCHRAUBE	TORNILLO
#	M80A00242	C00429	VITE TCEI PG M10X20 ZINC UNI 5931	SCREW	VIS	SCHRAUBE	TORNILLO
#	M80A00244	C00431	VITE TCEI PG M10X30 ZINC UNI 5931	SCREW	VIS	SCHRAUBE	TORNILLO
#	M80A00296	C00648	VITE TSPEI 10.9 PG M12X60 UNI 5933	SCREW	VIS	SCHRAUBE	TORNILLO
#	M80A00297	C00649	VITE TSPEI 10.9 PG M12X70 UNI 5933	SCREW	VIS	SCHRAUBE	TORNILLO
#	MF0A00001	C00731	VITE TTQST M10X30 UNI 5731 ZINC.	SCREW	VIS	SCHRAUBE	TORNILLO
#	M85A00050	C02305	DADO METALBLOC M12 X 1.75	NUT	BOULONS	NUT	DADO
#	M85A00066	C02558	DADO AUTOBLOC BASSO 8 PF M20X1,5 H=20 UNI 7474	NUT	BOULONS	NUT	DADO
#	M85A00075	C02603	DADO AUTOBLOC ALTO 8 M8 H=10.6 UNI 7473	NUT	BOULONS	NUT	DADO
#	M85A00077	C02604	DADO AUTOBLOC ALTO 8 M10 H=11.5 UNI 7473	NUT	BOULONS	NUT	DADO
#	M85A00078	C02605	DADO AUTOBLOC ALTO 8 M12 H=14 UNI 7473	NUT	BOULONS	NUT	DADO
#	M85A00079	C02606	DADO AUTOBLOC ALTO 8 M14 H=16 UNI 7473	NUT	BOULONS	NUT	DADO
#	M85A00081	C02608	DADO AUTOBLOC ALTO 8 M20 H=22 UNI 7473	NUT	BOULONS	NUT	DADO
#	M85A00089	C02657	DADO AUTOBLOC ALTO 8 M16X1,5 H=18 UNI 7473	NUT	BOULONS	NUT	DADO
#	M85A00090	C02658	DADO AUTOBLOC ALTO 8 M20X1,5 H=22 UNI 7473	NUT	BOULONS	NUT	DADO
#	M90A00005	C03003	RONDELLA PIANA D.8,4 DIN125-A ZINC.	WASHER	RONDELLE	UNTERLEGSSCHEIBE	ARANDELLA
#	M90A00007	C03004	RONDELLA PIANA D.10,5 DIN125-A ZINC.	WASHER	RONDELLE	UNTERLEGSSCHEIBE	ARANDELLA
#	M90A00009	C03006	RONDELLA PIANA D.15 DIN125-A ZINC.	WASHER	RONDELLE	UNTERLEGSSCHEIBE	ARANDELLA
#	M90A00010	C03007	RONDELLA PIANA D.17 DIN125-A ZINC.	WASHER	RONDELLE	UNTERLEGSSCHEIBE	ARANDELLA
#	M90A00011	C03008	RONDELLA PIANA D.21 DIN125-A ZINC.	WASHER	RONDELLE	UNTERLEGSSCHEIBE	ARANDELLA
#	M90A00027	C03052	RONDELLA PIANA d9xD32x2 UNI 6593 ZINC.	WASHER	RONDELLE	UNTERLEGSSCHEIBE	ARANDELLA
#	MB0A00076	C04665	"SPINA SPIROL D.12X80 TRATTATA "" GEOMET ""	SOCKET	GOUPILLE	STECKER	PASADOR
#	MB0A00087	C05004	SPINA A MOLLA D.4	SOCKET	GOUPILLE	STECKER	PASADOR
#	H05A00012	C10509	ANELLO OR 3156(129) D.INT.39.34x2,62	RING	AMORTISSEUR	RING	ANILLO
#	C10A04042		PIEG. PROTEZ ANT. L=1035 DMAX-450	BENT	PLIE	GEBOGEN	PLEGADO
#	C10A04043		PIEG. PROTEZ ANT.INT. L=540 DMAX-500/600	BENT	PLIE	GEBOGEN	PLEGADO
#	C10A04044		PIEG. PROTEZ ANT.EST. L=650 DMAX-500/600	BENT	PLIE	GEBOGEN	PLEGADO
#	C10A04104		PIEG.PROTEZ POST. L=430 DMAX-600/800	-	-	-	-
#	C15A01273		LAMA RULLO SUP. DMAX I=505 SP35MM	METAL PLATE	LAME	METALL-PLATTE	CUCHILLA
#	MJ5A00005	C41105	INGRASSATORE M10X1 DIRITTO	GREASE NIPPLE	GRAISSOR	FETTBUECHSE	ENGRASADOR
#	MF0A00024	C50105	VOLANTINO 3 LOBI D.80 M12X22	HAND WHEEL	VOLANT	HANDRAD	PERILLA
#	G10A00011	C50125	TAPPO PLASTICA TUBO 80X80X5	PLUG	BOUCHON	STOEPSSEL	ENCHUFE
#	C10A01071	C50151	TAPPO LAMIERA PER TUBO Q.150X150	PLUG	BOUCHON	STOEPSSEL	ENCHUFE
#	G00A00001	C50170	PROTEZIONE INGRASSATORE D.6MM ROSSO	PROTECTION	PROTECTION	SCHUTZ	PROTECCIÓN
#	M79A00002	C50650	GOMMINO CON ANELLI L.240 MM.	RUBBER	CAOUTCHOUC	BELAG	GOMAS
#	Q25A00118	C90701	TUBO PORTADOCUMENTI BLU D.100 L=320	TUBE	TUBE	ROHR	TUBO
#	MK0A00038	D01598	VOMERE ROMPIRACCIA 60X12X300	PLOUGHSHARE	SOC	PFLUGSCHAR	REJA
#	MD5A00005	D01939	CAVALLOTTO QUADRO M20X100X145	PIN	CAVALLIER	STIFT	CAVALLOTTI
#	MD5A00009	D02667	CAVALLOTTO QUADRO M10X100	PIN	CAVALLIER	STIFT	CAVALLOTTI
#	MD5A00010	D02979	CAVALLOTTO QUADRO M14 T100X100X135	PIN	CAVALLIER	STIFT	CAVALLOTTI
#	C10A01309	D03337	LAMIERA COPERTURA POSTERIORE DX	METAL PLATE	TOLE	METALL-PLATTE	HOJA DE METAL
#	M15A00042	D03355	PERNO D.40X159 UT. 2 FORI D.12 TEMPR.INDUZ.	PIN	PIVOT	STIFT	PIN
#	M15A00043	D03356	PERNO D.40X94 UT. 2 FORI D.12 TEMPR.INDUZ.	PIN	PIVOT	STIFT	PIN

Copyright © 2009 Alpego s.p.a. ®

Tutti i diritti sono riservati. È vietata espressamente la ristampa o l'uso non autorizzato senza permesso scritto dalla Alpego s.p.a.

Tous droits réservés. Toute réimpression ou utilisation non autorisée sans la permission écrite de la Alpego s.p.a. est formellement interdite

Alle Rechte vorbehalten. Nachdruck, Vervielfältigung und Verbreitung, auch auszugsweise, ist ohne schriftliche Genehmigung der Alpego s.p.a.

Al rights reserved. Any reprinting or unauthorized use without the written permission of Alpego s.p.a. is expressly prohibited

Todos los derechos reservados. Toda reproducción o uso no autorizado sin el consentimiento escrito de Alpego s.p.a. quedan expresamente prohibidos

01/07/2019

Telaio frontale DmaX 450-500-600-700

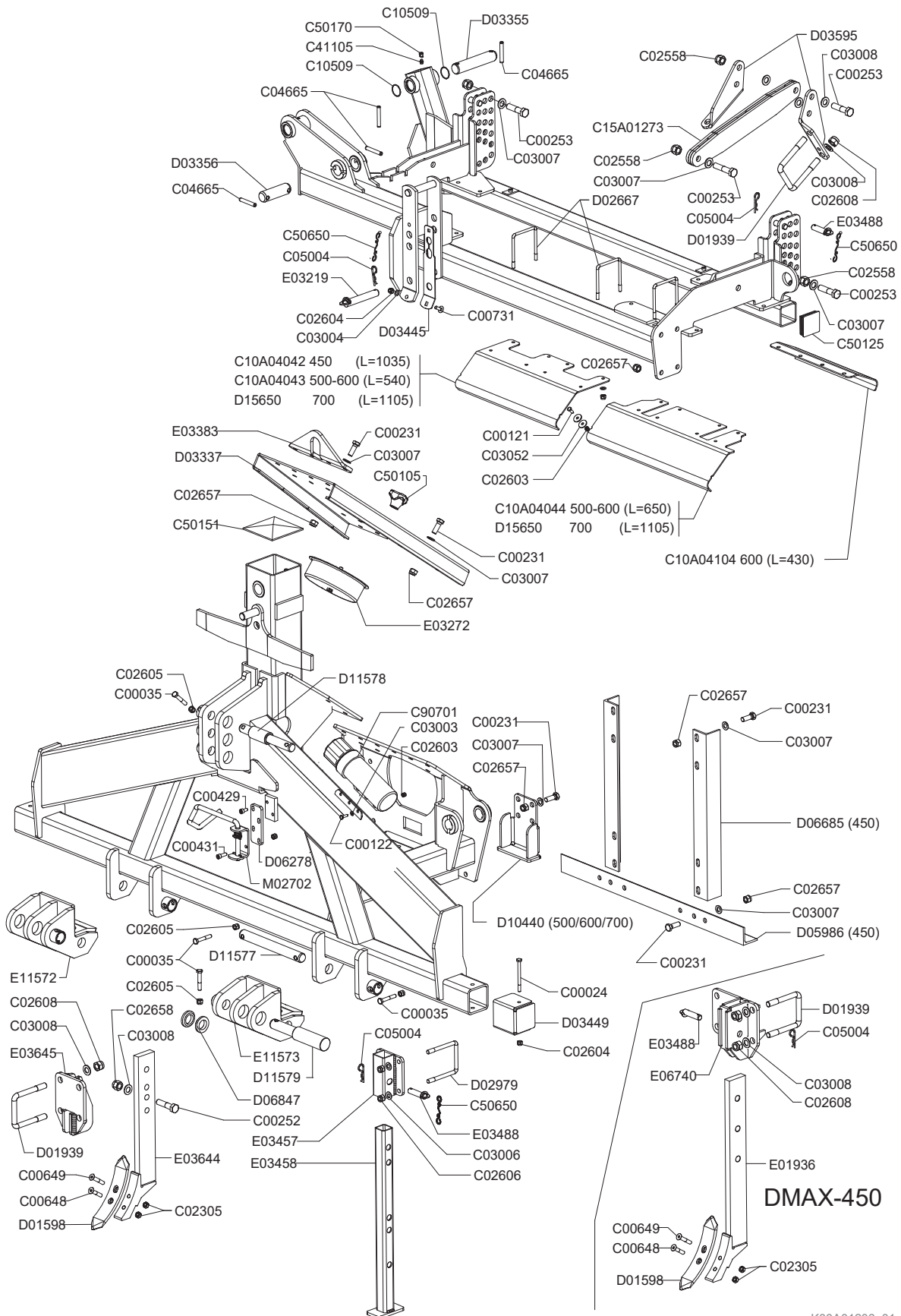
Frontal frame DmaX 450-500-600-700

Chassis DmaX 450-500-600-700

Rahmen DmaX 450-500-600-700

Drawing Code: **K00A01206_1**

Accessories:



K00A01206_01



Telaio frontale DmaX 450-500-600-700

Frontal frame DmaX 450-500-600-700

Chassis DmaX 450-500-600-700

Rahmen DmaX 450-500-600-700

Drawing Code: **K00A01206_1**

Accessories:

N°	Code	Old.	Descrizione / Description
#	C10A01329	D03445	PIASTRA USURA GANCIO DX ZINC.
#	C10A01330	D03449	PIASTRA USURA TUBO GANCIO DX ZINC.
#	C10A01354	D03595	STAFFA ATTACCO RULLO SERIE 3-4 10MM
#	C15A00408	D05986	ANGOLO KIT SPALLE BASE DG-450/550 L=980
#	C05A05196	D06278	PROLUNGA GANCIO CARDANO 10MM
#	C15A00433	D06685	ANGOLO KIT SPALLE VERT. DX-450 L=980
#	C15A00441	D06847	DIST. D.60,3 D.37,5 L.12 ZINC***
#	C10A02578	D10440	GAMBA POSTERIORE TELAIO CENTR.
#	M15A00131	D11577	PERNO D.36X271 UT. 2 FORI D.13 TEMPR.
#	M15A00132	D11578	PERNO D.32/45X271 BONIF.+ZINC
#	M15A00133	D11579	PERNO D.36,5/50X130/150 BONIF.+ZINC
#	C10A03486	D15650	PROTEZIONE ANTERIORE DX-700/800 L=1105
#	C20A00322	E01936	BRACCIO ROMPIRACCIA 80X25 DF ***
#	M15A00173	E03219	PERNO ROND.25X140 UT.FORO D.6 ZINC***
#	C20A00592	E03272	COPERCHIO PER INGRANAGGI DI SCORTA DF ZINC.
#	C20A00610	E03383	GANCIO SOLLEVAMENTO DX 12MM
#	C20A00622	E03457	SUPPORTO GAMBA DF-DG-DX
#	C20A00623	E03458	GAMBA SOSTEGNO DF4-DG-DX
#	M15A00174	E03488	PERNO ROND D.20X63 UT. FORO D.6 ZINC***
#	C20A00682	E03644	BRACCIO ROMPIRAC. CENTR.80X25 DG/DX ***
#	C20A00683	E03645	STAFFA GUIDA ANCORA CENTRALE DX
#	C20A01227	E06740	STAFFA GUIDA ROMPIRACCIA DX 450-550
#	C20A01908	E11572	ATTACCO TRATT. DESTRO CAT. 3/4 DX
#	C20A01909	E11573	ATTACCO TRATT. SINISTRO CAT. 3/4 DX
#	M79A00013	M02702	GANCIO SUPP. CARDANO COMPL.***

GB	FR	D	E
PLATE	PLAQUE	PLATTE	PLACA
PLATE	PLAQUE	PLATTE	PLACA
BRACKET	SUPPORT	BUEGEL	SOPORTE
ANGLE	ANGULAIRE	WINKEL	Ángulo
EXTENSION	EXTENSION	VERLAENGERUNG	EXTENSIÓN
ANGLE	ANGULAIRE	WINKEL	Ángulo
SPACER	ENTRETOISE	ABSTANDSTUECK	ESPACIADORES
LEG	BEQUILLE	BEIN	PATA
PIN	PIVOT	STIFT	PIN
PIN	PIVOT	STIFT	PIN
PIN	PIVOT	STIFT	PIN
PROTECTION	PROTECTION	SCHUTZ	PROTECCIÓN
ARM	BRAS	ARM	BRAZO
PIN	PIVOT	STIFT	PIN
LID	COUVERCLE	DECKEL	TAPA
HOOK	ATTACHE	HAKEN	ENGANCHE
SUPPORT	SUPPORT	STUTZE	APOYO
LEG	BEQUILLE	BEIN	PATA
PIN	PIVOT	STIFT	PIN
ARM	BRAS	ARM	BRAZO
BRACKET	SUPPORT	BUEGEL	SOPORTE
BRACKET	SUPPORT	BUEGEL	SOPORTE
CONNECTION	ATTELAGE	ANSCHLUSS	ATAQUE
CONNECTION	ATTELAGE	ANSCHLUSS	ATAQUE
HOOK	ATTACHE	HAKEN	ENGANCHE

Telaio frontale DmaX 800

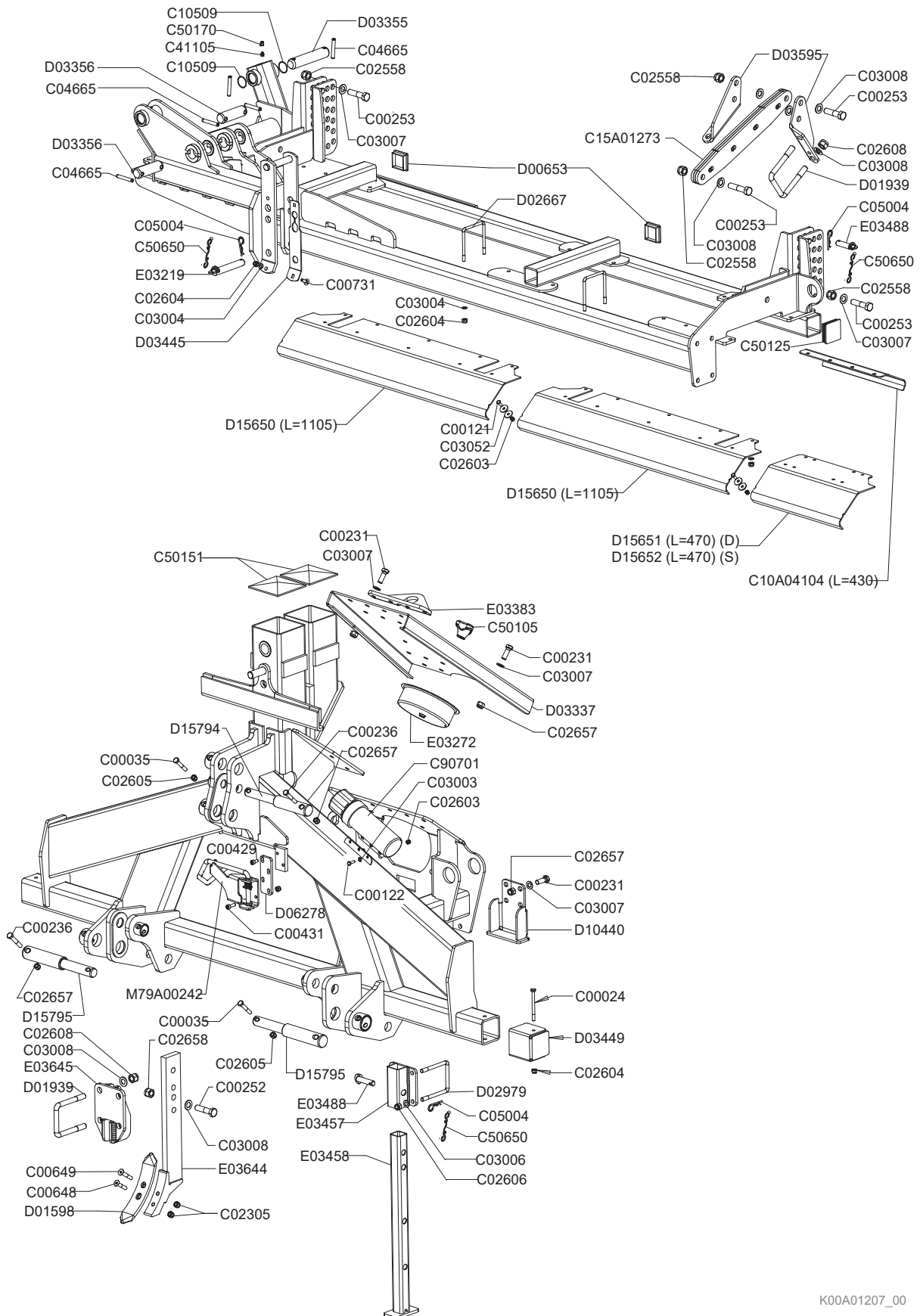
Frontal frame DmaX 800

Chassis DmaX 800

Rahmen DmaX 800

Drawing Code: **K00A01207_0**

Accessories:



K00A01207_00



Telaio frontale DmaX 800

Frontal frame DmaX 800

Chassis DmaX 800

Rahmen DmaX 800

Drawing Code: **K00A01207_0**

Accessories:

N°	Code	Old.	Descrizione / Description	GB	FR	D	E
#	M80A00021	C00024	VITE TE 88 PG FP M10x120 ZINC UNI 5737	SCREW	VIS	SCHRAUBE	TORNILLO
#	M80A00032	C00035	VITE TE 88 PG FP M12X70 ZINC UNI 5737	SCREW	VIS	SCHRAUBE	TORNILLO
#	M80A00110	C00121	VITE TE 88 PG FT M8X20 ZINC UNI 5739	SCREW	VIS	SCHRAUBE	TORNILLO
#	M80A00111	C00122	VITE TE 88 PG FT M8X25 ZINC UNI 5739	SCREW	VIS	SCHRAUBE	TORNILLO
#	M80A00180	C00231	VITE TE 88 PF FP M16X1,5X50 ZINC UNI 5738	SCREW	VIS	SCHRAUBE	TORNILLO
#	M80A00185	C00236	VITE TE 88 PF FP M16X1,5X80 ZINC UNI 573	SCREW	VIS	SCHRAUBE	TORNILLO
#	M80A00197	C00252	VITE TE 88 PF FP M20X1,5X80 ZINC UNI 573	SCREW	VIS	SCHRAUBE	TORNILLO
#	M80A00198	C00253	VITE TE 88 PF FP M20X1,5X90 ZINC UNI 573	SCREW	VIS	SCHRAUBE	TORNILLO
#	M80A00242	C00429	VITE TCEI PG M10X20 ZINC UNI 5931	SCREW	VIS	SCHRAUBE	TORNILLO
#	M80A00244	C00431	VITE TCEI PG M10X30 ZINC UNI 5931	SCREW	VIS	SCHRAUBE	TORNILLO
#	M80A00296	C00648	VITE TSPEI 10,9 PG M12X60 UNI 5933	SCREW	VIS	SCHRAUBE	TORNILLO
#	M80A00297	C00649	VITE TSPEI 10,9 PG M12X70 UNI 5933	SCREW	VIS	SCHRAUBE	TORNILLO
#	MF0A00001	C00731	VITE TTQST M10X30 UNI 5731 ZINC.	SCREW	VIS	SCHRAUBE	TORNILLO
#	M85A00050	C02305	DADO METALBLOC M12 X 1.75	NUT	BOULONS	NUT	DADO
#	M85A00066	C02558	DADO AUTOBLOC BASSO 8 PF M20X1,5 H=20 UNI 7474	NUT	BOULONS	NUT	DADO
#	M85A00075	C02603	DADO AUTOBLOC ALTO 8 M8 H=10.6 UNI 7473	NUT	BOULONS	NUT	DADO
#	M85A00077	C02604	DADO AUTOBLOC ALTO 8 M10 H=11.5 UNI 7473	NUT	BOULONS	NUT	DADO
#	M85A00078	C02605	DADO AUTOBLOC ALTO 8 M12 H=14 UNI 7473	NUT	BOULONS	NUT	DADO
#	M85A00079	C02606	DADO AUTOBLOC ALTO 8 M14 H=16 UNI 7473	NUT	BOULONS	NUT	DADO
#	M85A00081	C02608	DADO AUTOBLOC ALTO 8 M20 H=22 UNI 7473	NUT	BOULONS	NUT	DADO
#	M85A00089	C02657	DADO AUTOBLOC ALTO 8 M16X1,5 H=18 UNI 7473	NUT	BOULONS	NUT	DADO
#	M85A00090	C02658	DADO AUTOBLOC ALTO 8 M20X1,5 H=22 UNI 7473	NUT	BOULONS	NUT	DADO
#	M90A00005	C03003	RONDELLA PIANA D.8,4 DIN125-A ZINC.	WASHER	RONDELLE	UNTERLEGSSCHEIBE	ARANDELLA
#	M90A00007	C03004	RONDELLA PIANA D.10,5 DIN125-A ZINC.	WASHER	RONDELLE	UNTERLEGSSCHEIBE	ARANDELLA
#	M90A00009	C03006	RONDELLA PIANA D.15 DIN125-A ZINC.	WASHER	RONDELLE	UNTERLEGSSCHEIBE	ARANDELLA
#	M90A00010	C03007	RONDELLA PIANA D.17 DIN125-A ZINC.	WASHER	RONDELLE	UNTERLEGSSCHEIBE	ARANDELLA
#	M90A00011	C03008	RONDELLA PIANA D.21 DIN125-A ZINC.	WASHER	RONDELLE	UNTERLEGSSCHEIBE	ARANDELLA
#	M90A00027	C03052	RONDELLA PIANA d9xD32x2 UNI 6593 ZINC.	WASHER	RONDELLE	UNTERLEGSSCHEIBE	ARANDELLA
#	MB0A00076	C04665	"SPINA SPIROL D.12X80 TRATTATA "" GEOMET ""	SOCKET	GOUPILLE	STECKER	PASADOR
#	MB0A00087	C05004	SPINA A MOLLA D.4	SOCKET	GOUPILLE	STECKER	PASADOR
#	H05A00012	C10509	ANELLO OR 3156(129) D.INT.39.34x2,62	RING	AMORTISSEUR	RING	ANILLO
#	C10A04104		PIEG.PROTEZ POST. L=430 DMAX-600/800	-	-	-	-
#	C15A01273		LAMA RULLO SUP. DMAX l=505 SP35MM	METAL PLATE	LAME	METALL-PLATTE	CUCHILLA
#	MJ5A00005	C41105	INGRASSATORE M10X1 DIRITTO	GREASE NIPPLE	GRAISSOR	FETTBUCHSE	ENGRASADOR
#	MF0A00024	C50105	VOLANTINO 3 LOBI D.80 M12X22	HAND WHEEL	VOLANT	HANDRAD	PERILLA
#	G10A00011	C50125	TAPPO PLASTICA TUBO 80X80X5	PLUG	BOUCHON	STOEPSSEL	ENCHUFE
#	C10A01071	C50151	TAPPO LAMIERA PER TUBO Q.150X150	PLUG	BOUCHON	STOEPSSEL	ENCHUFE
#	G00A00001	C50170	PROTEZIONE INGRASSATORE D.6MM ROSSO	PROTECTION	PROTECTION	SCHUTZ	PROTECCIÓN
#	M79A00002	C50650	GOMMINO CON ANELLI L.240 MM.	RUBBER	CAOUTCHOUC	BELAG	GOMAS
#	Q25A00118	C90701	TUBO PORTADOCUMENTI BLU D.100 L=320	TUBE	TUBE	ROHR	TUBO
#	G00A00005	D00653	TAPPO PLASTICA TUBO QUADRO 70X70	PLUG	BOUCHON	STOEPSSEL	ENCHUFE
#	MK0A00038	D01598	VOMERE ROMPIRACCI 60X12X300	PLOUGHSHARE	SOC	PFLUGSCHAR	REJA
#	MD5A00005	D01939	CAVALLOTTO QUADRO M20X100X145	PIN	CAVALLIER	STIFT	CAVALLOTTI
#	MD5A00009	D02667	CAVALLOTTO QUADRO M10X100	PIN	CAVALLIER	STIFT	CAVALLOTTI
#	MD5A00010	D02979	CAVALLOTTO QUADRO M14 T100X100X135	PIN	CAVALLIER	STIFT	CAVALLOTTI
#	C10A01309	D03337	LAMIERA COPERTURA POSTERIORE DX	METAL PLATE	TOLE	METALL-PLATTE	HOJA DE METAL
#	M15A00042	D03355	PERNO D.40X159 UT. 2 FORI D.12 TEMPR.INDUZ.	PIN	PIVOT	STIFT	PIN
#	M15A00043	D03356	PERNO D.40X94 UT. 2 FORI D.12 TEMPR.INDUZ.	PIN	PIVOT	STIFT	PIN
#	C10A01329	D03445	PIASTRA USURA GANCIO DX ZINC.	PLATE	PLAQUE	PLATTE	PLACA

Copyright © 2009 Alpego s.p.a. ®

Tutti i diritti sono riservati. È vietata espressamente la ristampa o l'uso non autorizzato senza permesso scritto dalla Alpego s.p.a.

Tous droits réservés. Toute réimpression ou utilisation non autorisée sans la permission écrite de la Alpego s.p.a. est formellement interdite

Alle Rechte vorbehalten. Nachdruck, Vervielfältigung und Verbreitung, auch auszugsweise, ist ohne schriftliche Genehmigung der Alpego s.p.a.

Al rights reserved. Any reprinting or unauthorized use without the written permission of Alpego s.p.a. is expressly prohibited

Todos los derechos reservados. Toda reproducción o uso no autorizado sin el consentimiento escrito de Alpego s.p.a. quedan expresamente prohibidos

01/07/2019

Telaio frontale DmaX 800

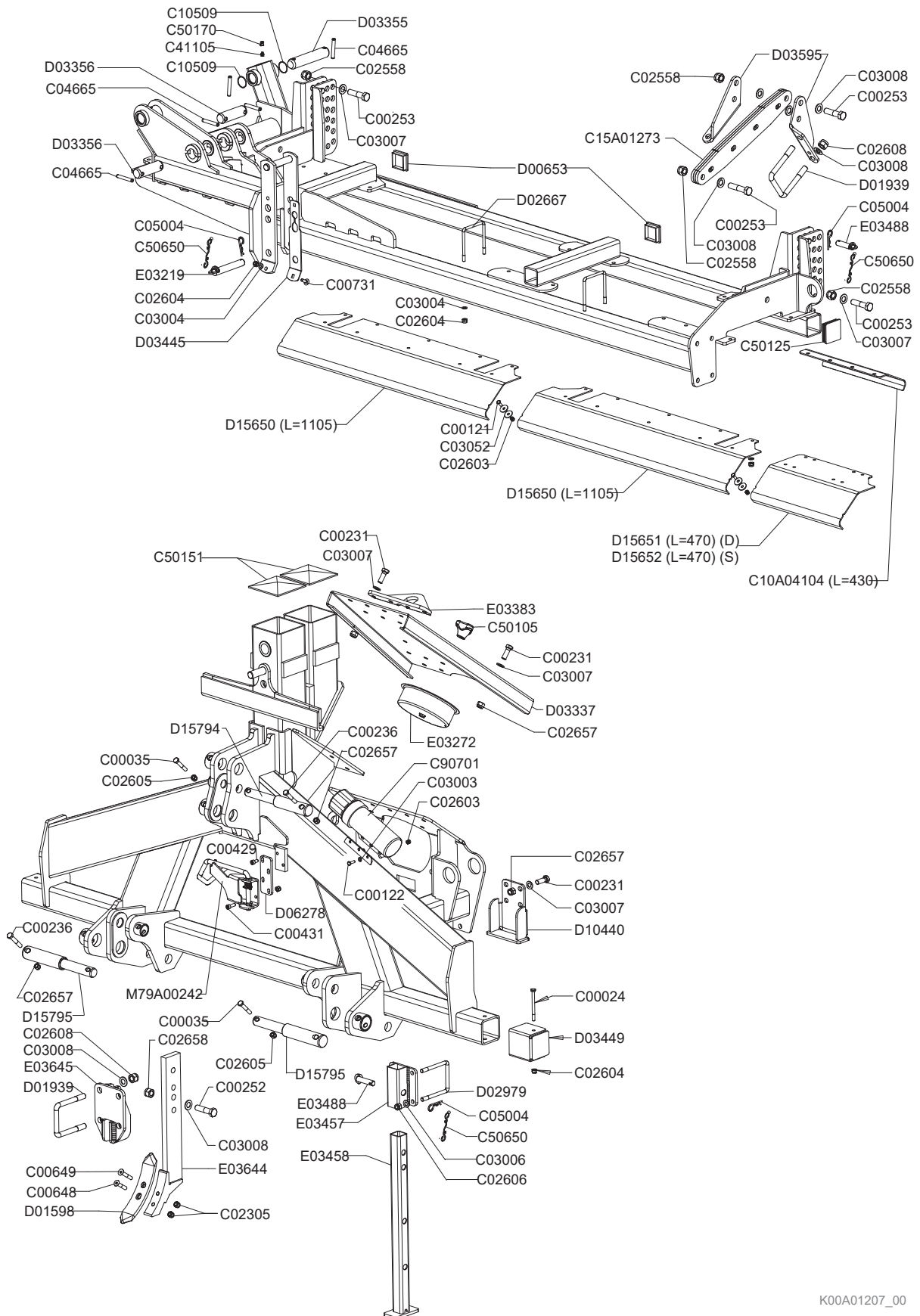
Frontal frame DmaX 800

Chassis DmaX 800

Rahmen DmaX 800

Drawing Code: **K00A01207_0**

Accessories:



K00A01207_00



Telaio frontale DmaX 800

Frontal frame DmaX 800

Chassis DmaX 800

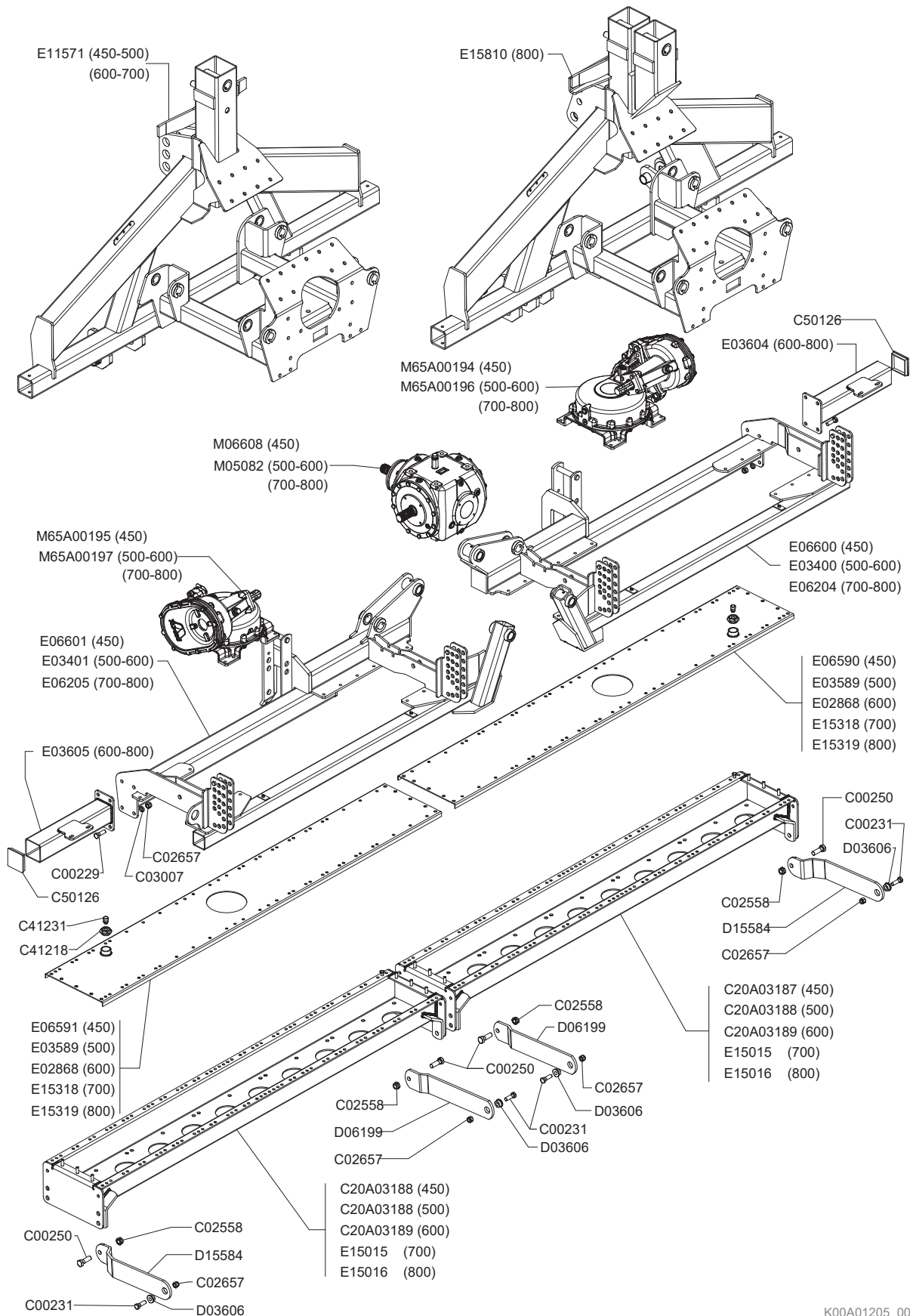
Rahmen DmaX 800

Drawing Code: **K00A01207_0**

Accessories:

N°	Code	Old.	Descrizione / Description
#	C10A01330	D03449	PIASTRA USURA TUBO GANCIO DX ZINC.
#	C10A01354	D03595	STAFFA ATTACCO RULLO SERIE 3-4 10MM
#	C05A05196	D06278	PROLUNGA GANCIO CARDANO 10MM
#	C10A02578	D10440	GAMBA POSTERIORE TELAIO CENTR.
#	C10A03486	D15650	PROTEZIONE ANTERIORE DX-700/800 L=1105
#	C10A03487	D15651	PROTEZIONE ANT.DESTRA PROLUNGA DX L=470
#	C10A03488	D15652	PROTEZIONE ANT.SINISTRA PROLUNGA DX L=470
#	M15A00208	D15794	PERNO D.45/ 31.75 X125 UT.FOROD.13/17 BON+ZINC***
#	M15A00209	D15795	PERNO D.50X169 UT. D.36.6X131.5 UT. FORO D.17 BON+ZINC
#	M15A00173	E03219	PERNO ROND.25X140 UT.FORO D.6 ZINC***
#	C20A00592	E03272	COPERCHIO PER INGRANAGGI DI SCORTA DF ZINC.
#	C20A00610	E03383	GANCIO SOLLEVAMENTO DX 12MM
#	C20A00622	E03457	SUPPORTO GAMBA DF-DG-DX
#	C20A00623	E03458	GAMBA SOSTEGNO DF4-DG-DX
#	M15A00174	E03488	PERNO ROND D.20X63 UT. FORO D.6 ZINC***
#	C20A00682	E03644	BRACCIO ROMPIRAC. CENTR.80X25 DG/DX ***
#	C20A00683	E03645	STAFFA GUIDA ANCORA CENTRALE DX
#	M79A00242	M16274	GANCIO SUPP.CARDANO RINFORZATO COMPL.***

GB	FR	D	E
PLATE	PLAQUE	PLATTE	PLACA
BRACKET	SUPPORT	BUEGEL	SOPORTE
EXTENSION	EXTENSION	VERLAENGERUNG	EXTENSIÓN
LEG	BEQUILLE	BEIN	PATA
PROTECTION	PROTECTION	SCHUTZ	PROTECCIÓN
PROTECTION	PROTECTION	SCHUTZ	PROTECCIÓN
PROTECTION	PROTECTION	SCHUTZ	PROTECCIÓN
PIN	PIVOT	STIFT	PIN
PIN	PIVOT	STIFT	PIN
PIN	PIVOT	STIFT	PIN
LID	COUVERCLE	DECKEL	TAPA
HOOK	ATTACHE	HAKEN	ENGANCHE
SUPPORT	SUPPORT	STUTZE	APOYO
LEG	BEQUILLE	BEIN	PATA
PIN	PIVOT	STIFT	PIN
ARM	BRAS	ARM	BRAZO
BRACKET	SUPPORT	BUEGEL	SOPORTE
HOOK	ATTACHE	HAKEN	ENGANCHE





Telaio e gruppi DmaX

Telaio e gruppi DmaX

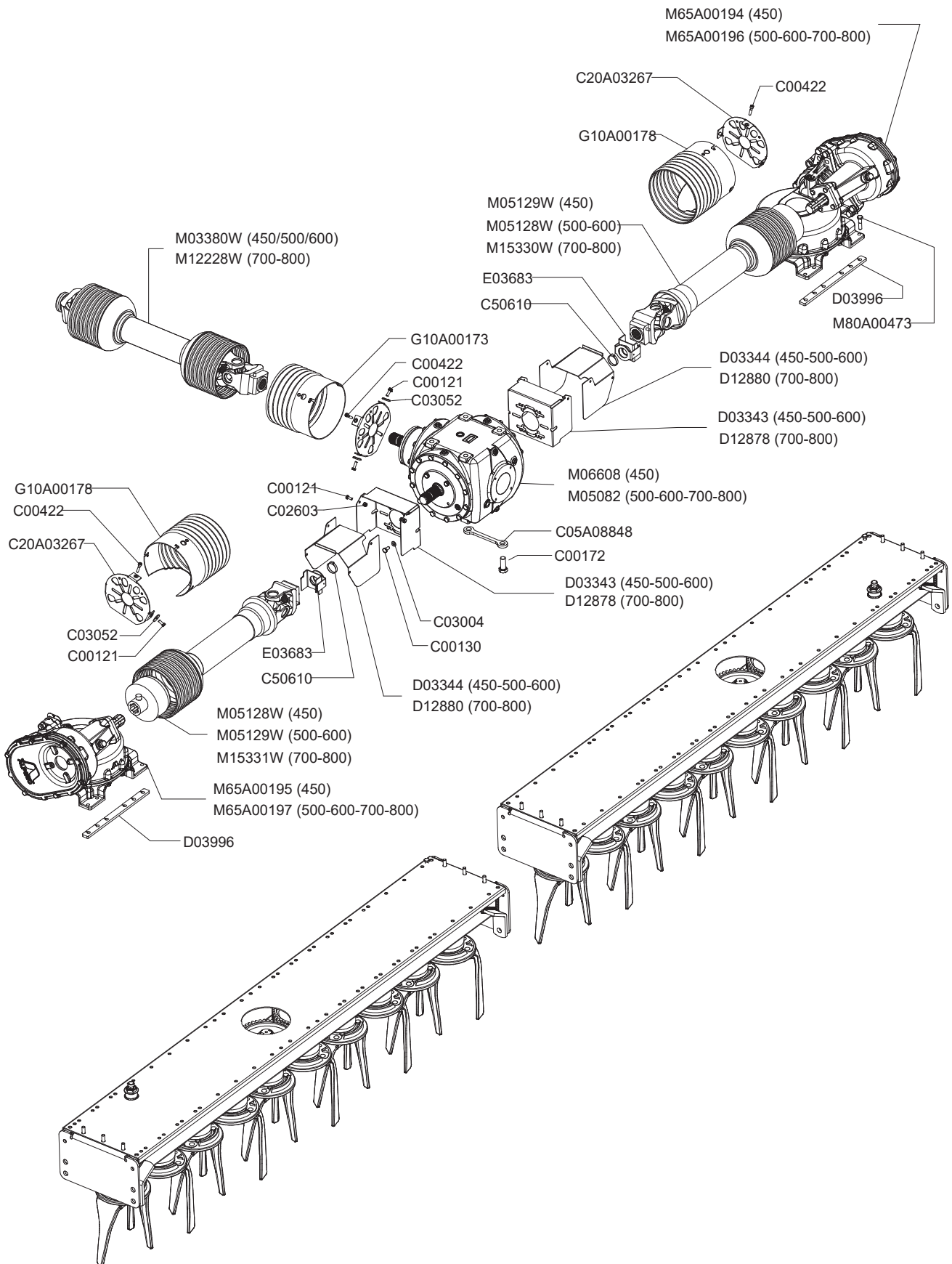
Telaio e gruppi DmaX

Telaio e gruppi DmaX

Drawing Code: **K00A01205_0**

Accessories:

N°	Code	Old.	Descrizione / Description	GB	FR	D	E
#	M80A00179	C00229	VITE TE 10.9 M16X1,5X45 ZINC F25	SCREW	VIS	SCHRAUBE	TORNILLO
#	M80A00180	C00231	VITE TE 88 PF FP M16X1,5X50 ZINC UNI 5738	SCREW	VIS	SCHRAUBE	TORNILLO
#	M80A00195	C00250	VITE TE 88 PF FP M20X1,5X60 ZINC UNI 573	SCREW	VIS	SCHRAUBE	TORNILLO
#	M85A00066	C02558	DADO AUTOBLOC BASSO 8 PF M20X1,5 H=20 UNI 7474	NUT	BOULONS	NUT	DADO
#	M85A00089	C02657	DADO AUTOBLOC ALTO 8 M16X1,5 H=18 UNI 7473	NUT	BOULONS	NUT	DADO
#	M90A00010	C03007	RONDELLA PIANA D. 17 DIN125-A ZINC.	WASHER	RONDELLE	UNTERLEGSCHEIBE	ARANDELLA
#	C20A03187		VASCA COMPLETA DMAX 205	GEAR BED	VASQUE	OEL-WANNE	BAÑO
#	C20A03188		VASCA COMPLETA DMAX 250	GEAR BED	VASQUE	OEL-WANNE	BAÑO
#	C20A03189		VASCA COMPLETA DMAX - RMAX 300 SALDATA	GEAR BED	VASQUE	OEL-WANNE	BAÑO
#	H45A00011	C41218	"TAPPO E GUARN.ALL. 1" 1/4 GAS CON FORO DA 3/8 GAS"	PLUG	BOUCHON	STOEPSSEL	ENCHUFE
#	H65A00003	C41231	TAPPO SFIATECH 3/8 GAS (ALLUMINIO) + GUARNIZIONE (ALLUMINIO)	PLUG	BOUCHON	STOEPSSEL	ENCHUFE
#	G10A00012	C50126	TAPPO PLASTICA TUBO 100X100X7	PLUG	BOUCHON	STOEPSSEL	ENCHUFE
#	C15A00279	D03606	BUSSOLA D32/40 D.16,5 L.18 CARBON+ZINC	BUSHING	ENTRETOISE	BUCHSE	BRUJULA
#	C10A01727	D06199	LAMA RULLO INF.CENTR. DX 505X32 12MM	METAL PLATE	LAME	METALL-PLATTE	CUCHILLA
#	C10A03463	D15584	LAMA RULLO INF.LAT.DXM700/800 L=505 12MM	METAL PLATE	LAME	METALL-PLATTE	CUCHILLA
#	C20A00516	E02868	COPERCHIO VASCA 300_RH	LID	COUVERCLE	DECKEL	TAPA
#	C20A00614	E03400	TELAIO LATERALE DESTRO DX	FRAME	CHASSIS	RAHMEN	MARCO
#	C20A00615	E03401	TELAIO LATERALE SINISTRO DX	FRAME	CHASSIS	RAHMEN	MARCO
#	C20A00656	E03589	COPERCHIO VASCA 250_DX-500	LID	COUVERCLE	DECKEL	TAPA
#	C20A00664	E03604	PROLUNGA DESTRA TELAIO DH-400 / DX-600	EXTENSION	EXTENSION	VERLAENGERUNG	EXTENSIÓN
#	C20A00665	E03605	PROLUNGA SINISTRA TELAIO DH-400 / DX-600	EXTENSION	EXTENSION	VERLAENGERUNG	EXTENSIÓN
#	C20A01132	E06204	TELAIO LATERALE DESTRO DX-700-800	FRAME	CHASSIS	RAHMEN	MARCO
#	C20A01133	E06205	TELAIO LATERALE SINISTRO DX-700-800	FRAME	CHASSIS	RAHMEN	MARCO
#	C20A01199	E06590	COPERCHIO VASCA 200_DX-400 DESTRO	LID	COUVERCLE	DECKEL	TAPA
#	C20A01200	E06591	COPERCHIO VASCA 250_DX-450 SINISTRO	LID	COUVERCLE	DECKEL	TAPA
#	C20A01201	E06600	TELAIO LATERALE DESTRO DX-450	FRAME	CHASSIS	RAHMEN	MARCO
#	C20A01202	E06601	TELAIO LATERALE SINISTRO DX-450	FRAME	CHASSIS	RAHMEN	MARCO
#	C20A01907	E11571	TELAIO CENTRALE DX 3/4 CATEGORIA	FRAME	CHASSIS	RAHMEN	MARCO
#	C20A02324	E15015	VASCA COMPLETA 350 DMAX-700	GEAR BED	VASQUE	OEL-WANNE	BAÑO
#	C20A02325	E15016	VASCA COMPLETA 400 DMAX-800	GEAR BED	VASQUE	OEL-WANNE	BAÑO
#	C20A02394	E15318	COPERCHIO VASCA 350_DXM-700	LID	COUVERCLE	DECKEL	TAPA
#	C20A02395	E15319	COPERCHIO VASCA 400_DXM-800	LID	COUVERCLE	DECKEL	TAPA
#	C20A02784	E15810	TELAIO CENTRALE DX-800 CAT. 3/4 E 4/4N USA	FRAME	CHASSIS	RAHMEN	MARCO
#	M65A00066	M05082	"RIDUTTORE CENTRALE ""DX"" (2200-1:1)"	GEAR REDUCER	RÉDUCTEUR	UNTERSETZUNGSGE TRIEBE	REDUCTORES
#	M65A00074	M06608	"RIDUTTORE CENTR. ""DX"" (RA R190 1:1) INVERSO"	GEAR REDUCER	RÉDUCTEUR	UNTERSETZUNGSGE TRIEBE	REDUCTORES
#	M65A00194		CAMBIO DMAX-450 DES CS190 *29/25 INVERSO (NO PDF POST)	GEAR SHIFT	BOITE DE VITESSE	WECHSELGETRIEBE	CAMBIO
#	M65A00195		CAMBIO DMAX-450 SINISTRO CS190 *29/25 (NO PDF POST)	GEAR SHIFT	BOITE DE VITESSE	WECHSELGETRIEBE	CAMBIO
#	M65A00196		CAMBIO DMAX DESTRO CS 190 *29/25 (NO PDF POST)	GEAR SHIFT	BOITE DE VITESSE	WECHSELGETRIEBE	CAMBIO
#	M65A00197		CAMBIO DMAX SINISTRO CS 190 *29/25 INVERSO (NO PDF POST)	GEAR SHIFT	BOITE DE VITESSE	WECHSELGETRIEBE	CAMBIO





Trasmissione centrale DmaX

Central transmission DmaX

Transmission centrale DmaX

Zentral getriebe DmaX

Drawing Code: **K00A01204_0**

Accessories:

N°	Code	Old.	Descrizione / Description	GB	FR	D	E
#	M80A00110	C00121	VITE TE 88 PG FT M8X20 ZINC UNI 5739	SCREW	VIS	SCHRAUBE	TORNILLO
#	M80A00117	C00130	VITE TE 88 PG FT M10X20 ZINC UNI 5739	SCREW	VIS	SCHRAUBE	TORNILLO
#	M80A00158	C00172	VITE TE 88 PG FT M20X50 ZINC UNI 5739	SCREW	VIS	SCHRAUBE	TORNILLO
#	M80A00237	C00422	VITE TCEI PG M8X40 ZINC UNI 5931	SCREW	VIS	SCHRAUBE	TORNILLO
#	M85A00075	C02603	DADO AUTOBLOC ALTO 8 M8 H=10.6 UNI 7473	NUT	BOULONS	NUT	DADO
#	M90A00007	C03004	RONDELLA PIANA D.10,5 DIN125-A ZINC.	WASHER	RONDELLE	UNTERLEGSCHIEBE	ARANDELLA
#	M90A00027	C03052	RONDELLA PIANA d9xD32x2 UNI 6593 ZINC.	WASHER	RONDELLE	UNTERLEGSCHIEBE	ARANDELLA
#	C05A08848		PIASTRA FISS. RIDUTTORE DMAX SP10MM	PLATE	PLAQUE	PLATTE	PLACA
#	C20A03267		FONDELLO PROTEZ. D.INT 230	BOTTOM	FOND	BODEN	FONDO
#	MH5A00020	C50610	FASCETTA STRINGITUBO D 25-45 X 8.5 ZINC.	CLIP	RIVELSAN	BAND	BANDAS
#	C10A01311	D03343	SUPPORTO PROT. CARDANI LAT. DM/DF/DX ZINC.	SUPPORT	SUPPORT	STUTZE	APOYO
#	C10A01312	D03344	PROTEZIONE MOBILE CARD. LAT. DM/DF/DX ZINC.	PROTECTION	PROTECTION	SCHUTZ	PROTECCIÓN
#	C05A04379	D03996	RINFORZO VASCA 6 FORI D.13 CS/CL 10MM	REINFORCEMENT	RENFORT	VERSTAERKUNG	REFUERZO
#	C10A02952	D12878	SUPPORTO PROT. CARDANI LAT. DX P600/P700 ZINC.	SUPPORT	SUPPORT	STUTZE	APOYO
#	C10A02953	D12880	PROT. MOBILE CARDANI LAT. DX P600/P700 ZINC.	PROTECTION	PROTECTION	SCHUTZ	PROTECCIÓN
#	R05A00015	E03683	"DIMA MONT. FORCELLE W2500 1""3/4 Z=20"	DIE	GABARIT	SCHABLONE	DIMA
#	G10A00173		PROTEZIONE CARDANO D.INT 234X H211 PE-HD 3 ASOLE	PROTECTION	PROTECTION	SCHUTZ	PROTECCIÓN
#	G10A00178		PROT.CARDANO D.INT 234 SCARICATA	-	-	-	-
#	M70A00043	M03380W	"CARDANO W2600-710 1""3/4Z20-1""3/4Z20"	UNIVERSAL JOINT	CARDAN	GELENKWELLE	CARDAN
#	M65A00066	M05082	"RIDUTTORE CENTRALE ""DX"" (2200-1:1)"	GEAR REDUCER	RÉDUCTEUR	UNTERSETZUNGSGE TRIEBE	REDUCTORES
#	M70A00055	M05128W	"CARDANO W2500-610 K64-22 R 1""3/4Z=6-1""3/4Z20 LAT."	UNIVERSAL JOINT	CARDAN	GELENKWELLE	CARDAN
#	M70A00057	M05129W	"CARDANO W2500-610 K64-22 L 1""3/4Z=6-1""3/4Z20 LAT."	UNIVERSAL JOINT	CARDAN	GELENKWELLE	CARDAN
#	M65A00074	M06608	"RIDUTTORE CENTR. ""DX"" (RA R190 1:1) INVERSO"	GEAR REDUCER	RÉDUCTEUR	UNTERSETZUNGSGE TRIEBE	REDUCTORES
#	M70A00090	M12228W	"CARDANO P700-860 1""3/4Z20-1""3/4Z20"	UNIVERSAL JOINT	CARDAN	GELENKWELLE	CARDAN
#	M73A00008	M15330W	"CARDANO P600-1010 K64-24 R 1""3/4Z=6 1""3/4Z20 LAT."	UNIVERSAL JOINT	CARDAN	GELENKWELLE	CARDAN
#	M73A00009	M15331W	"CARDANO P600-1010 K64-24 L 1""3/4Z=6 1""3/4Z20 LAT."	UNIVERSAL JOINT	CARDAN	GELENKWELLE	CARDAN
#	M65A00194		CAMBIO DMAX-450 DES CS190 *29/25 INVERSO (NO PDF POST)	GEAR SHIFT	BOITE DE VITESSE	WECHSELGETRIEBE	CAMBIO
#	M65A00195		CAMBIO DMAX-450 SINISTRO CS190 *29/25 (NO PDF POST)	GEAR SHIFT	BOITE DE VITESSE	WECHSELGETRIEBE	CAMBIO
#	M65A00196		CAMBIO DMAX DESTRO CS 190 *29/25 (NO PDF POST)	GEAR SHIFT	BOITE DE VITESSE	WECHSELGETRIEBE	CAMBIO
#	M65A00197		CAMBIO DMAX SINISTRO CS 190 *29/25 INVERSO (NO PDF POS	GEAR SHIFT	BOITE DE VITESSE	WECHSELGETRIEBE	CAMBIO
#	M80A00473		VITE TE 10.9 PG FP M12X50 ZINC UNI 5737	SCREW	VIS	SCHRAUBE	TORNILLO

Display contaore trasmissione cardani laterali

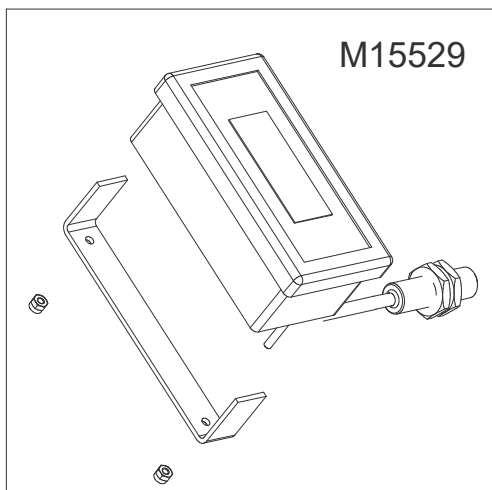
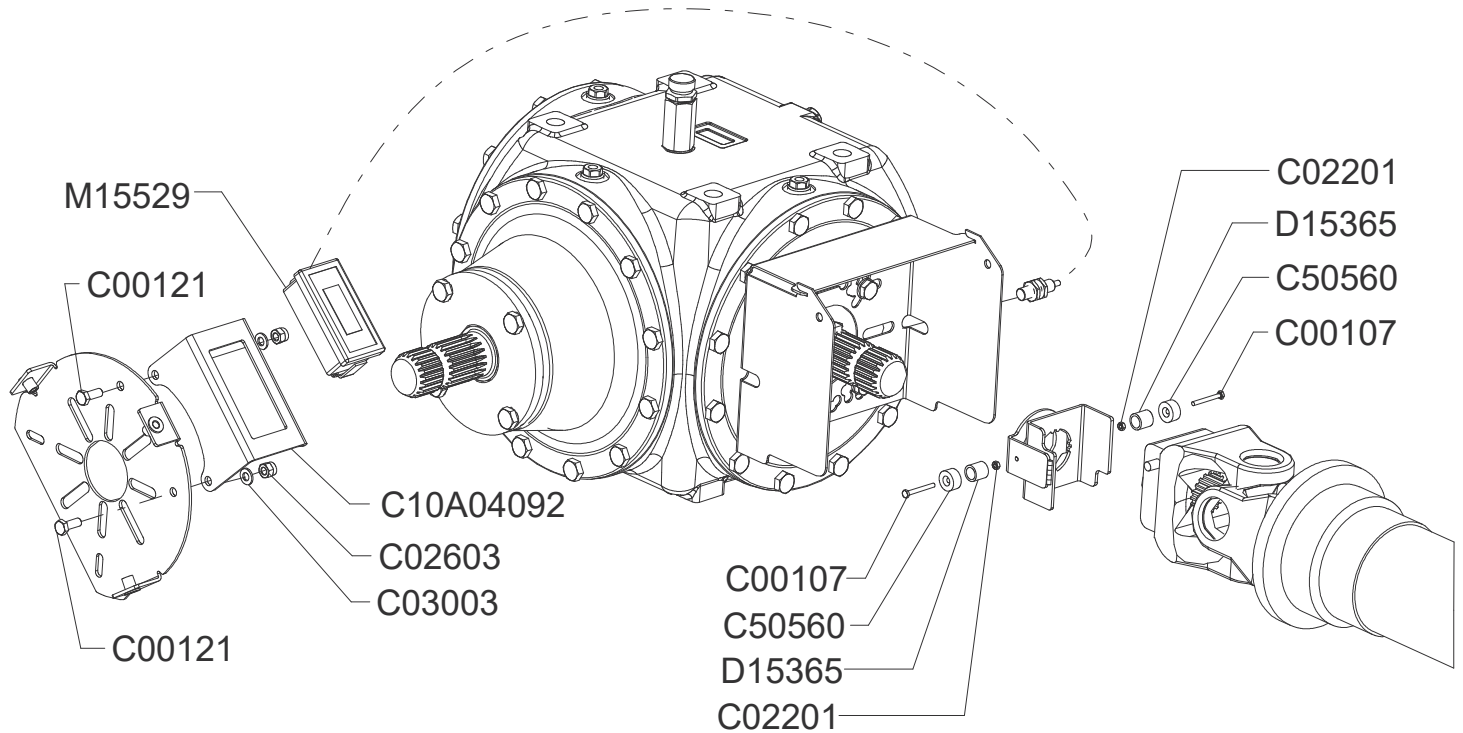
Hour counter display for shaft transmission

Compter heure display cardan transmission

Zählen Zeit getriebe gelenkwelle viewer

Drawing Code: **K00A01227_0**

Accessories:



K00A01227_00



Display contaore trasmissione cardani laterali

Hour counter display for shaft trasmission

Compter heure display cardan transmission

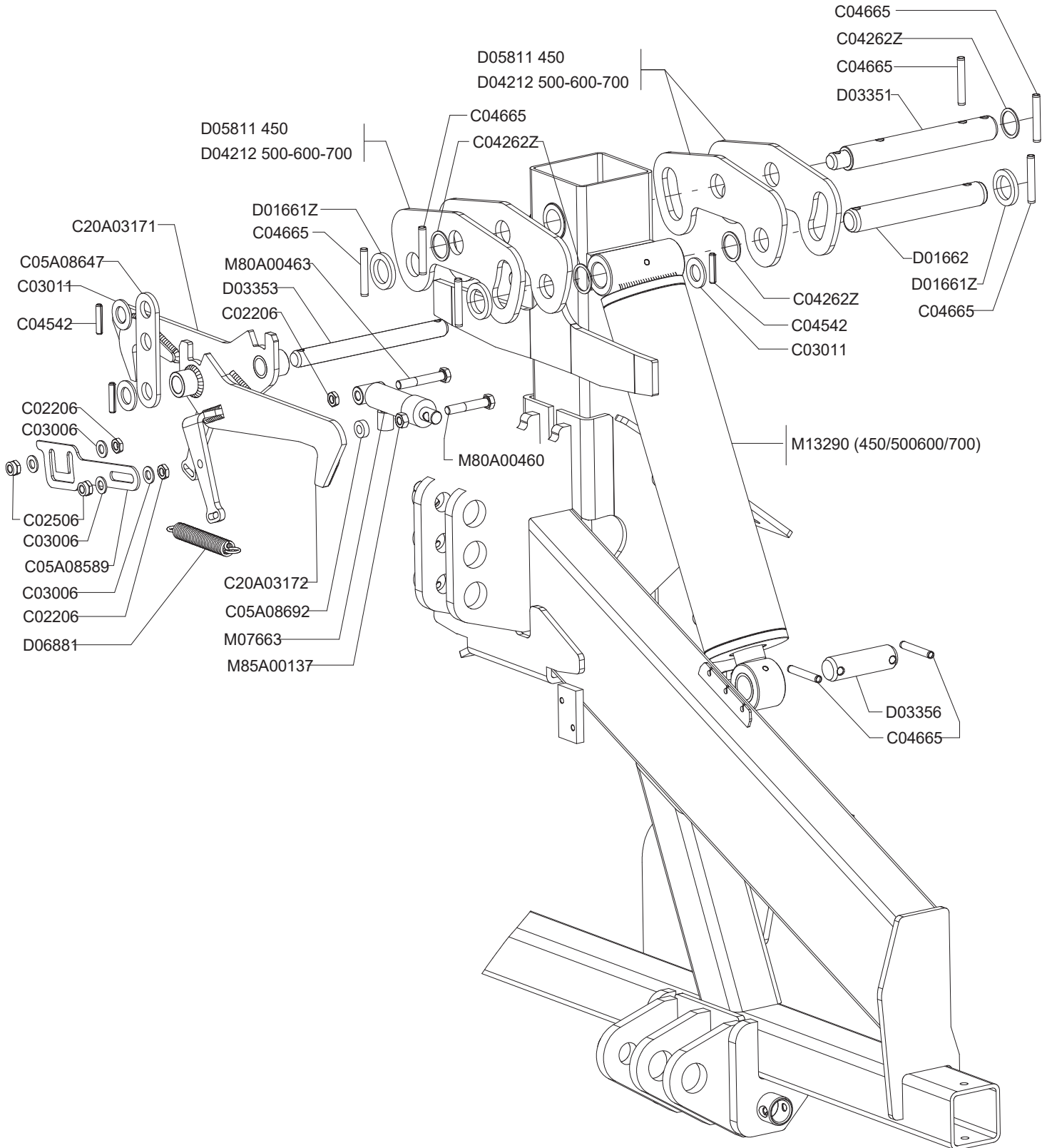
Zählen Zeit getriebe gelenkwelle viewer

Drawing Code: **K00A01227_0**

Accessories:

N°	Code	Old.	Descrizione / Description
#	M80A00094	C00107	VITE TE 88 PG FT M4X35 ZINC UNI 5739
#	M80A00110	C00121	VITE TE 88 PG FT M8X20 ZINC UNI 5739
#	M85A00042	C02201	DADO MEDIO 8 PG M4 UNI 5588
#	M85A00075	C02603	DADO AUTOBLOC ALTO 8 M8 H=10.6 UNI 7473
#	M90A00005	C03003	RONDELLA PIANA D.8,4 DIN125-A ZINC.
#	C10A04092		STAFFA SUPP.CONTAORE DMAX / RMAX
#	E15A00032	C50560	MAGNETE FERRITE D.20X10 D.I 4.5
#	C00A00852	D15365	DISTANZIALE D.16 SP.2 L.16 ZINC.
#	E00A00091	M15529	COMPUTER CONTAORE MC150 IP67+SENS. MAGN. D.12

GB	FR	D	E
SCREW	VIS	SCHRAUBE	TORNILLO
SCREW	VIS	SCHRAUBE	TORNILLO
NUT	BOULONS	NUT	DADO
NUT	BOULONS	NUT	DADO
WASHER	RONDELLE	UNTERLEGSCHIEBE	ARANDELLA
BRACKET	SUPPORT	BUEGEL	SOPORTE
MAGNET	AIMANT	MAGNET	IMÁN
SPACER	ENTRETOISE	ABSTANDSTUECK	ESPACIADORES
COMPUTER	COMPUTER	COMPUTER	COMPUTER





Gruppo regolazione cilindri DmaX-450-500-600-700

Cylinders regulation group DmaX-450-500-600-700

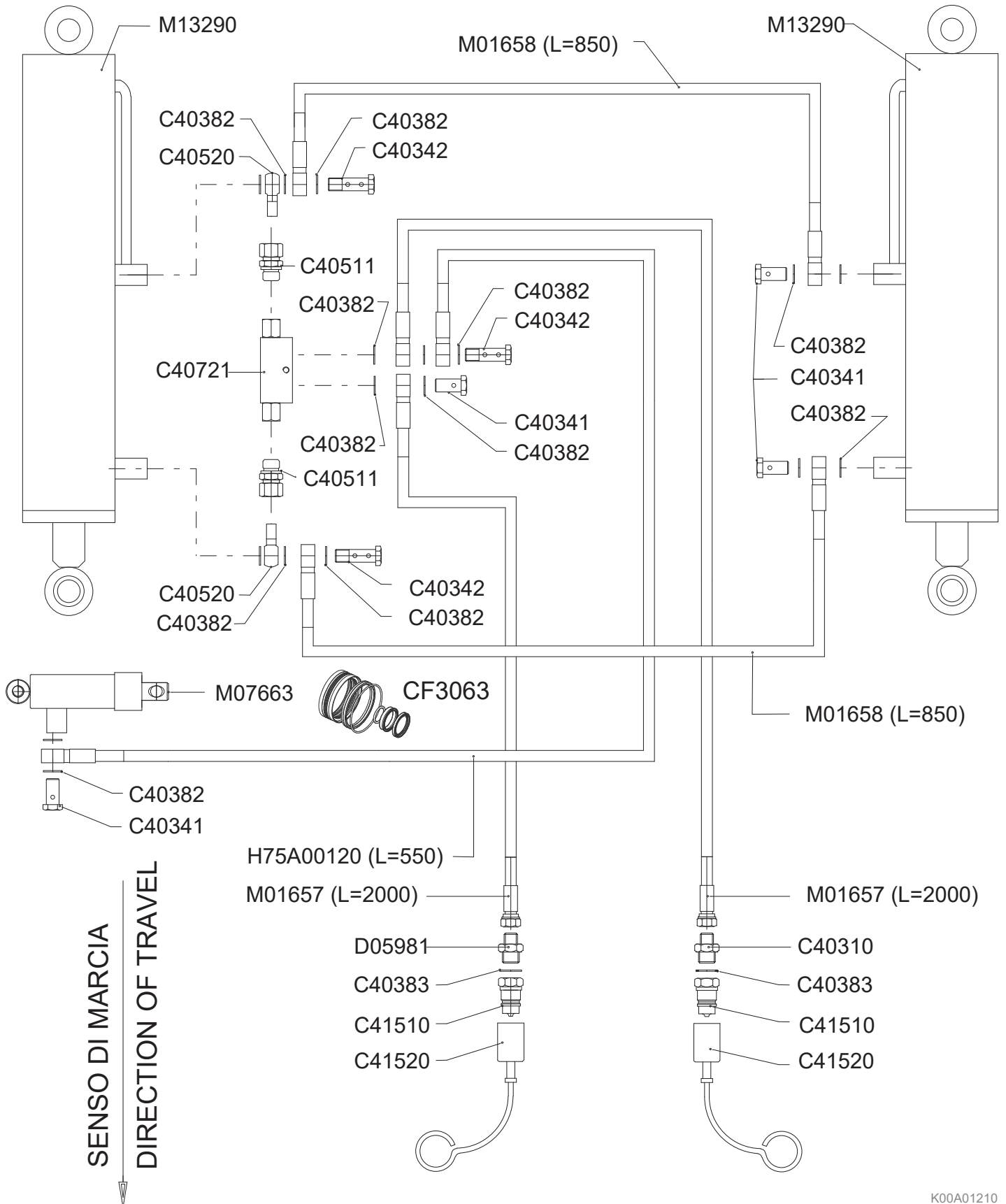
Groupe reglement de cylindres DmaX-450-500-600-700

Zylinder-regelung gruppe DmaX-450-500-600-700

Drawing Code: **K00A01208_1**

Accessories:

N°	Code	Old.	Descrizione / Description	GB	FR	D	E
#	M85A00044	C02206	DADO BASSO 8 PG M14 UNI 5589 ZINC	NUT	BOULONS	NUT	DADO
#	M85A00059	C02506	DADO AUTOBLOC BASSO 8 PG M14 H=14 UNI 7474	NUT	BOULONS	NUT	DADO
#	M90A00009	C03006	RONDELLA PIANA D.15 DIN125-A ZINC.	WASHER	RONDELLE	UNTERLEGSSCHEIBE	ARANDELLA
#	M90A00014	C03011	RONDELLA PIANA D.28 DIN125-A ZINC.	WASHER	RONDELLE	UNTERLEGSSCHEIBE	ARANDELLA
#	MA5A00061	C04262Z	SPESSORE REG. * 40,2X49,8X2 ZINC.+DEIDR.	THICKNESS	CALES	DICKE	ESPESOR
#	MB0A00030	C04542	"SPINA ELASTICA D.10X50 TRATTATA "" GEOMET ""	SOCKET	GOUPILLE	STECKER	PASADOR
#	MB0A00076	C04665	"SPINA SPIROL D.12X80 TRATTATA "" GEOMET ""	SOCKET	GOUPILLE	STECKER	PASADOR
#	C05A08589		FLANGIA.BLOC GANCI SICUREZZA SP4M ZINC.	-	-	-	-
#	C05A08647		BISCOTTO CHIUSURA GANCI HYDRO DK/DP/DX SP 8MM ZINC.	PLATE	LAME	PLATTE	GALLETA
#	C05A08692		DJ RONDELLA D.14 D.28 SP10MM ZINC. (RIF. COD. DISEGNO - C	-	-	-	-
#	C20A03171		GANCIO DI SICUREZZA HYDRO DES DX 2°VERS ZINC.	HOOK	ATTACHE	HAKEN	ENGANCHE
#	C20A03172		GANCIO DI SICUREZZA HYDRO SIN DX 2°VERS ZINC.	HOOK	ATTACHE	HAKEN	ENGANCHE
#	C05A04001	D01661Z	RONDELLA D.40.5X60.3X8 ZINC.	WASHER	RONDELLE	UNTERLEGSSCHEIBE	ARANDELLA
#	M15A00019	D01662	PERNO D.40X213 UT.2 FORI D.12 TEMPR.IND+ZINC	PIN	PIVOT	STIFT	PIN
#	M15A00039	D03351	PERNO SNODO REGO.CILINDRI DX ZINC	PIN	PIVOT	STIFT	PIN
#	M15A00041	D03353	PERNO D.28X267UT.2 FORI D.10	PIN	PIVOT	STIFT	PIN
#	M15A00043	D03356	PERNO D.40X94 UT. 2 FORI D.12 TEMPR.INDUZ.	PIN	PIVOT	STIFT	PIN
#	C05A04415	D04212	SAG. REG. CILINDRI DX (CORSA 47) 10MM ZINC.	SHAPED	FORME	VERFORMT	HUECAS
#	C05A05002	D05811	SAG. REG. CILINDRI DX (CORSA 40) 10MM ZINC.	SHAPED	FORME	VERFORMT	HUECAS
#	MF5A00027	D06881	MOLLA TRAZIONE D=4 DE=27 L=180	SPRING	RESSORT	FEDER	MUELLE
#	H80A00025	M07663	CILINDRO IDR.TUFFANTE 32/22/50 TRAMLIN	CYLINDER	CYLINDRE	ZYLINDER	CILÍNDRICA
#	H80A00047	M13290	CILINDRO D.120 C.430 S.50 DX MAX	CYLINDER	CYLINDRE	ZYLINDER	CILÍNDRICA
#	M80A00460		VITE TE 88 PG FT M14X90 ZINC UNI 5739	SCREW	VIS	SCHRAUBE	TORNILLO
#	M80A00463		VITE TE 88 PG FT M14X110 ZINC UNI 5739	SCREW	VIS	SCHRAUBE	TORNILLO
#	M85A00137		DADO NORMALE 8 PG M14 UNI 5588 ZINC.	NUT	BOULONS	NUT	DADO





Impianto idraulico DmaX 450-500-600-700

Hydraulic system DmaX 450-500-600-700

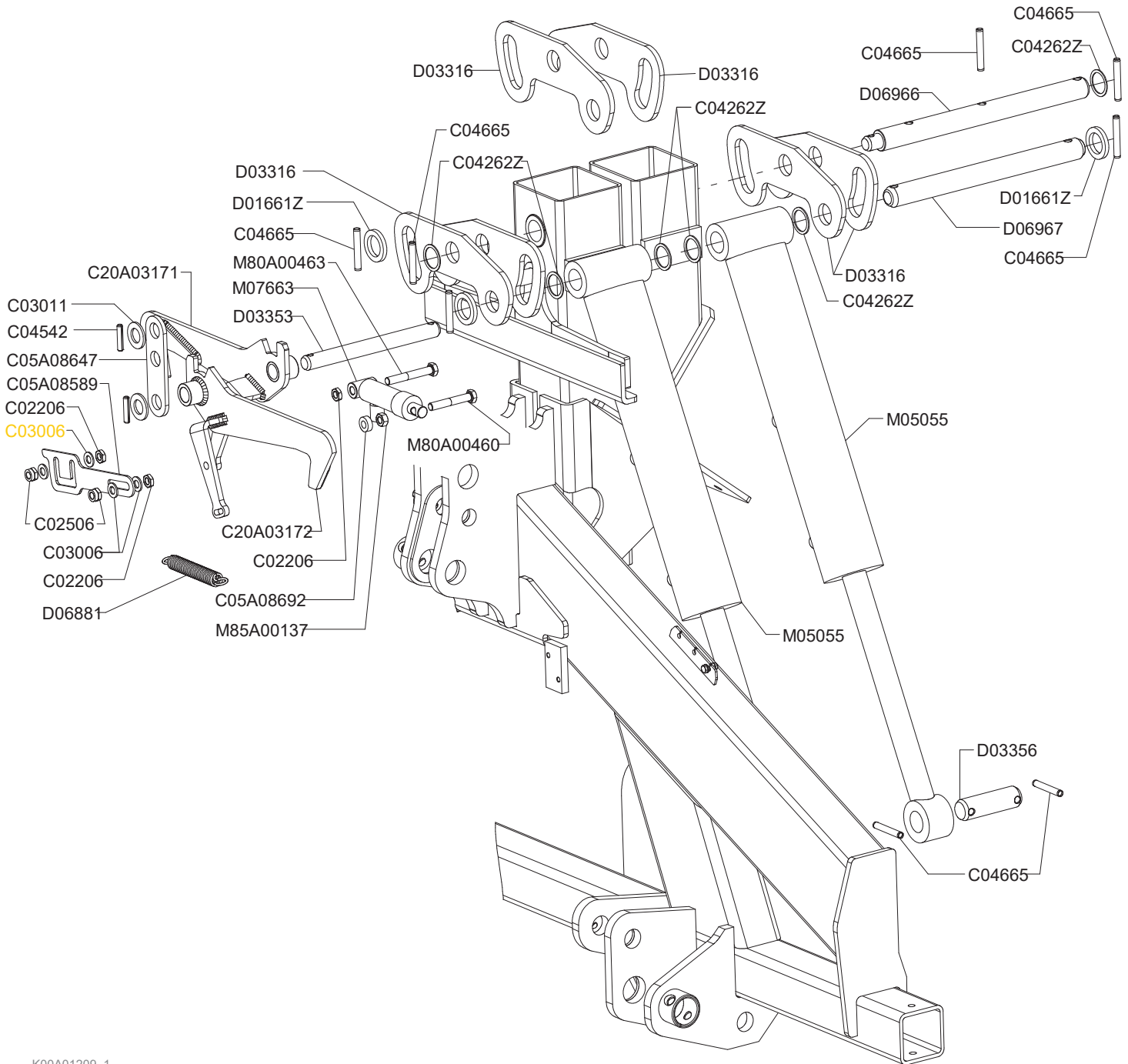
Circuit hydraulique DmaX 450-500-600-700

Hydraulikanlage DmaX 450-500-600-700

Drawing Code: **K00A01210_1**

Accessories:

N°	Code	Old.	Descrizione / Description	GB	FR	D	E
#	H35A00010	C40310	NIPLES RIDUZ. 1/2 3/8	NIPLES	NIPLES	NIPLES	NIPLES
#	H40A00002	C40341	VITE FORATA 3/8X31	SCREW	VIS	SCHRAUBE	TORNILLO
#	H40A00003	C40342	VITE FORATA DOPPIA 3/8X49	SCREW	VIS	SCHRAUBE	TORNILLO
#	H35A00042	C40382	RONDELLA RAME 3/8 D.17	WASHER	RONDELLE	UNTERLEGSCHIEBE	ARANDELLA
#	H35A00043	C40383	RONDELLA RAME 1/2 D.21	WASHER	RONDELLE	UNTERLEGSCHIEBE	ARANDELLA
#	H35A00096	C40511	NIPLES 3/8 CON OGIVA 12 TENUTA DIN 3852 FORMA E CON GU.	NIPLES	NIPLES	NIPLES	NIPLES
#	H35A00098	C40520	OCCHIO 3/8 CON TUBETTO D.12X40 ZINC.	EYE	ŒIL	AUGE	OJOS
#	H70A00013	C40721	VALVOLA BLOCCO 3/8 VBPDE L=126 CORTA	VALVE	SOUPAPE	VENTIL	VALVULA
#	H50A00005	C41510	INNESTO RAPIDO MASCHIO ATT. 1/2 F NV	COUPLING	ACCOUPLMENT	KUPPLUNG	COMPROMISO
#	G10A00002	C41520	TAPPO PROTEZIONE PER INNESTO RAPIDO 1/2 MASCHIO (BLU.	PLUG	BOUCHON	STOEPSEL	ENCHUFE
#	SCOA00068	CF3063	SERIE GUARNIZIONI CIL. M07663 D.32 D.22	SERIES	SÉRIE	SERIE	SERIE
#	H35A00115	D05981	NIPLES RIDUZIONE 1/2 3/8 CON FORO D.1,6	NIPLES	NIPLES	NIPLES	NIPLES
#	H75A00120		"TUBO IDR.OH3/8""-R1AT 1/4""X550-OH3/8""	TUBE	TUBE	ROHR	TUBO
#	H75A00002	M01657	"TUBO IDR OH3/8""-R1AT 1/4""X2000-FD3/8""	TUBE	TUBE	ROHR	TUBO
#	H75A00003	M01658	"TUBO IDR OH3/8""-R1AT 1/4""X850-OH3/8""	TUBE	TUBE	ROHR	TUBO
#	H80A00025	M07663	CILINDRO IDR.TUFFANTE 32/22/50 TRAMLIN	CYLINDER	CYLINDRE	ZYLINDER	CILÍNDRICA
#	H80A00047	M13290	CILINDRO D.120 C.430 S.50 DX MAX	CYLINDER	CYLINDRE	ZYLINDER	CILÍNDRICA



K00A01209_1



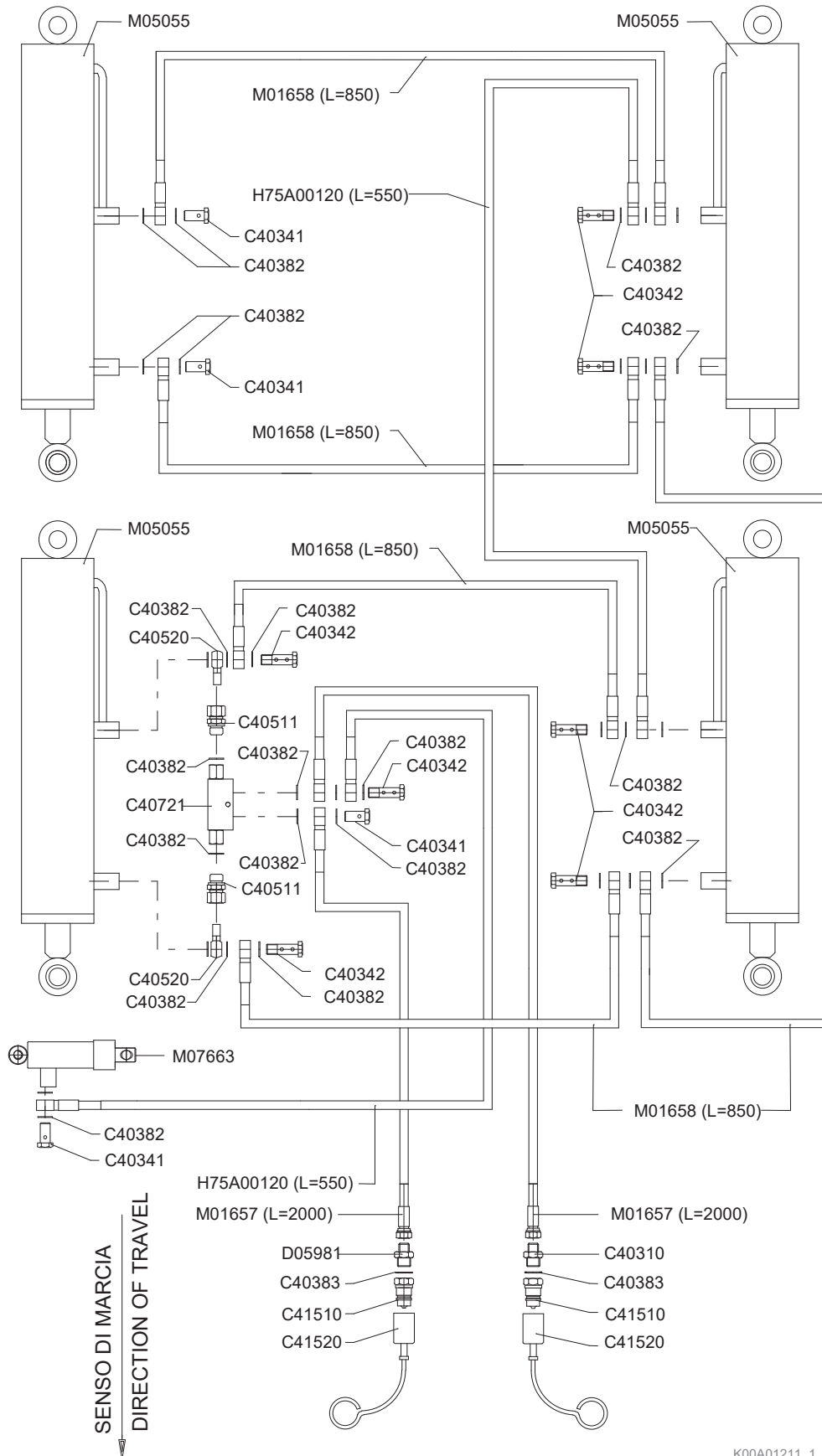
Gruppo regolazione cilindri DmaX-800
 Cylinders regulation group DmaX-800
 Groupe reglement de cylindres DmaX-800
 Zylinder-regelung gruppe DmaX-800

Drawing Code: **K00A01209_1**

Accessories:

N°	Code	Old.	Descrizione / Description
#	M85A00044	C02206	DADO BASSO 8 PG M14 UNI 5589 ZINC
#	M85A00059	C02506	DADO AUTOBLOC BASSO 8 PG M14 H=14 UNI 7474
#	M90A00009	C03006	RONDELLA PIANA D.15 DIN125-A ZINC.
#	M90A00014	C03011	RONDELLA PIANA D.28 DIN125-A ZINC.
#	MA5A00061	C04262Z	SPESSORE REG. * 40,2X49,8X2 ZINC.+DEIDR.
#	MB0A00030	C04542	"SPINA ELASTICA D.10X50 TRATTATA "" GEOMET """
#	MB0A00076	C04665	"SPINA SPIROL D.12X80 TRATTATA "" GEOMET """
#	C05A08589		FLANGIA.BLOC GANCI SICUREZZA SP4M ZINC.
#	C05A08647		BISCOTTO CHIUSURA GANCI HYDRO DK/DP/DX SP 8MM ZINC.
#	C05A08692		DJ RONDELLA D.14 D.28 SP10MM ZINC. (RIF. COD. DISEGNO - C
#	C20A03171		GANCIO DI SICUREZZA HYDRO DES DX 2°VERS ZINC.
#	C20A03172		GANCIO DI SICUREZZA HYDRO SIN DX 2°VERS ZINC.
#	C05A04001	D01661Z	RONDELLA D.40.5X60.3X8 ZINC.
#	C05A04271	D03316	SAG. REG. CILINDRI DX (CORSA 62) 10MM ZINC.
#	M15A00041	D03353	PERNO D.28X267UT.2 FORI D.10
#	M15A00043	D03356	PERNO D.40X94 UT. 2 FORI D.12 TEMPR.INDUZ.
#	MF5A00027	D06881	MOLLA TRAZIONE D=4 DE=27 L=180
#	M15A00076	D06966	PERNO SNODO REGO.CILINDRI DX-800
#	M15A00077	D06967	PERNO D.40X388 UT.2 FORI D.12 TEMPR.IND
#	H80A00017	M05055	CILINDRO D.110 C.430 S.45 DX 2°
#	H80A00025	M07663	CILINDRO IDR.TUFFANTE 32/22/50 TRAMLIN
#	M80A00460		VITE TE 88 PG FT M14X90 ZINC UNI 5739
#	M80A00463		VITE TE 88 PG FT M14X110 ZINC UNI 5739
#	M85A00137		DADO NORMALE 8 PG M14 UNI 5588 ZINC.

GB	FR	D	E
NUT	BOULONS	NUT	DADO
NUT	BOULONS	NUT	DADO
WASHER	RONDELLE	UNTERLEGSSCHEIBE	ARANDELLA
WASHER	RONDELLE	UNTERLEGSSCHEIBE	ARANDELLA
THICKNESS	CALES	DICKE	ESPESOR
SOCKET	GOUPILLE	STECKER	PASADOR
SOCKET	GOUPILLE	STECKER	PASADOR
-	-	-	-
PLATE	LAME	PLATTE	GALLETA
-	-	-	-
HOOK	ATTACHE	HAKEN	ENGANCHE
HOOK	ATTACHE	HAKEN	ENGANCHE
WASHER	RONDELLE	UNTERLEGSSCHEIBE	ARANDELLA
SHAPED	FORME	VERFORMT	HUECAS
PIN	PIVOT	STIFT	PIN
PIN	PIVOT	STIFT	PIN
SPRING	RESSORT	FEDER	MUELLE
PIN	PIVOT	STIFT	PIN
PIN	PIVOT	STIFT	PIN
CYLINDER	CYLINDRE	ZYLINDER	CILÍNDRICA
CYLINDER	CYLINDRE	ZYLINDER	CILÍNDRICA
SCREW	VIS	SCHRAUBE	TORNILLO
SCREW	VIS	SCHRAUBE	TORNILLO
NUT	BOULONS	NUT	DADO



K00A01211_1



Impianto idraulico DmaX 800

Hydraulic system DmaX 800

Circuit hydraulique DmaX 800

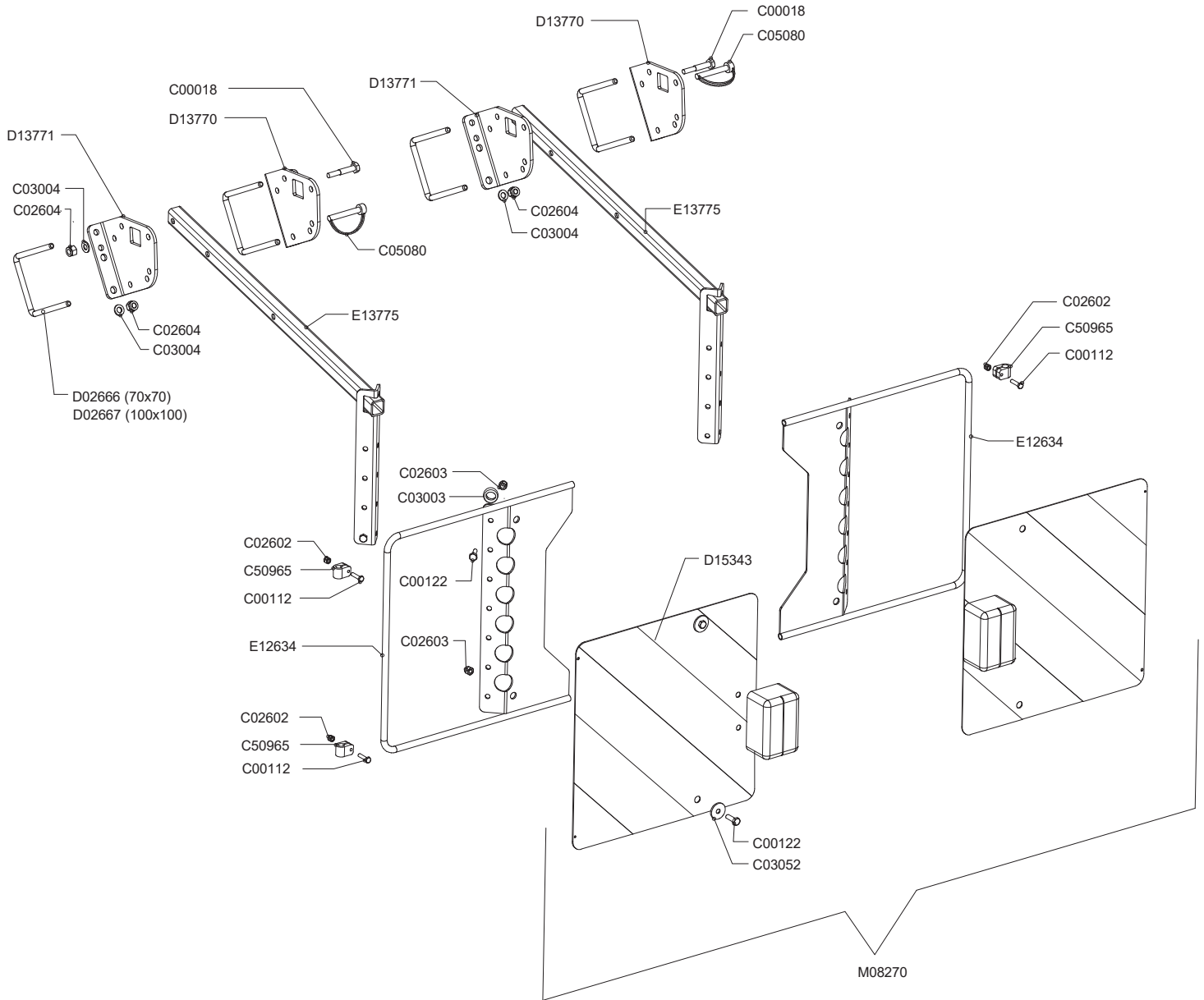
Hydraulikanlage DmaX 800

Drawing Code: **K00A01211_1**

Accessories:

N°	Code	Old.	Descrizione / Description
#	H35A00010	C40310	NIPLES RIDUZ. 1/2 3/8
#	H40A00002	C40341	VITE FORATA 3/8X31
#	H40A00003	C40342	VITE FORATA DOPPIA 3/8X49
#	H35A00042	C40382	RONDELLA RAME 3/8 D.17
#	H35A00043	C40383	RONDELLA RAME 1/2 D.21
#	H35A00096	C40511	NIPLES 3/8 CON OGIVA 12 TENUTA DIN 3852 FORMA E CON GU.
#	H35A00098	C40520	OCCHIO 3/8 CON TUBETTO D.12X40 ZINC.
#	H70A00013	C40721	VALVOLA BLOCCO 3/8 VBPDE L=126 CORTA
#	H50A00005	C41510	INNESTO RAPIDO MASCHIO ATT. 1/2 F NV
#	G10A00002	C41520	TAPPO PROTEZIONE PER INNESTO RAPIDO 1/2 MASCHIO (BLU.
#	H35A00115	D05981	NIPLES RIDUZIONE 1/2 3/8 CON FORO D.1,6
#	H75A00120		"TUBO IDR.OH3/8""-R1AT 1/4""X550-OH3/8""
#	H75A00002	M01657	"TUBO IDR OH3/8""-R1AT 1/4""X2000-FD3/8""
#	H75A00003	M01658	"TUBO IDR OH3/8""-R1AT 1/4""X850-OH3/8""
#	H80A00017	M05055	CILINDRO D.110 C.430 S.45 DX 2°
#	H80A00025	M07663	CILINDRO IDR.TUFFANTE 32/22/50 TRAMLINE

GB	FR	D	E
NIPLES	NIPLES	NIPLES	NIPLES
SCREW	VIS	SCHRAUBE	TORNILLO
SCREW	VIS	SCHRAUBE	TORNILLO
WASHER	RONDELLE	UNTERLEGSCHIEBE	ARANDELLA
WASHER	RONDELLE	UNTERLEGSCHIEBE	ARANDELLA
NIPLES	NIPLES	NIPLES	NIPLES
EYE	ŒIL	AUGE	OJOS
VALVE	SOUPAPE	VENTIL	VALVULA
COUPLING	ACCOUPLMENT	KUPPLUNG	COMPROMISO
PLUG	BOUCHON	STOEPSEL	ENCHUFE
NIPLES	NIPLES	NIPLES	NIPLES
TUBE	TUBE	ROHR	TUBO
TUBE	TUBE	ROHR	TUBO
TUBE	TUBE	ROHR	TUBO
CYLINDER	CYLINDRE	ZYLINDER	CILINDRICA
CYLINDER	CYLINDRE	ZYLINDER	CILINDRICA





Barra Fanali Posteriore

Rear lights

Lumieres posterieures

Hinterbeleuchtung

Drawing Code: **100863_0**

Accessories:

N°	Code	Old.	Descrizione / Description	GB	FR	D	E
#	M80A00015	C00018	VITE TE 88 PG FP M10X60 ZINC UNI 5737	SCREW	VIS	SCHRAUBE	TORNILLO
#	M80A00100	C00112	VITE TE 88 PG FT M6X25 ZINC UNI 5739	SCREW	VIS	SCHRAUBE	TORNILLO
#	M80A00111	C00122	VITE TE 88 PG FT M8X25 ZINC UNI 5739	SCREW	VIS	SCHRAUBE	TORNILLO
#	M85A00073	C02602	DADO AUTOBLOC ALTO 8 M6 H=7.8 UNI 7473	NUT	BOULONS	NUT	DADO
#	M85A00075	C02603	DADO AUTOBLOC ALTO 8 M8 H=10.6 UNI 7473	NUT	BOULONS	NUT	DADO
#	M85A00077	C02604	DADO AUTOBLOC ALTO 8 M10 H=11.5 UNI 7473	NUT	BOULONS	NUT	DADO
#	M90A00005	C03003	RONDELLA PIANA D.8,4 DIN125-A ZINC.	WASHER	RONDELLE	UNTERLEGSSCHEIBE	ARANDELLA
#	M90A00007	C03004	RONDELLA PIANA D.10,5 DIN125-A ZINC.	WASHER	RONDELLE	UNTERLEGSSCHEIBE	ARANDELLA
#	M90A00027	C03052	RONDELLA PIANA d9xD32x2 UNI 6593 ZINC.	WASHER	RONDELLE	UNTERLEGSSCHEIBE	ARANDELLA
#	MB0A00101	C05080	SPINOTTO PER MOTOZAPPA D.10X60 UTILE	PIN	GOUPILLE	STIFT	PASADOR
#	E00A00029	C50965	MORSETTO STRINGICAVO D.12.7 LPDE NERO	TERMINAL	TERMINAL	TERMINAL	TERMINALES
#	MD5A00008	D02666	CAVALLOTTO QUADRO M10X70	PIN	CAVALLIER	STIFT	CAVALLOTTI
#	MD5A00009	D02667	CAVALLOTTO QUADRO M10X100	PIN	CAVALLIER	STIFT	CAVALLOTTI
#	C10A03110	D13770	PIEGATO DESTRO PORTA FANALI	BENT	PLIE	GEBOGEN	PLEGADO
#	C10A03111	D13771	PIEGATO SINISTRO PORTA FANALI	BENT	PLIE	GEBOGEN	PLEGADO
#	E15A00069	D15343	COPPIA PANNELLI 423X423 BARRA FANALI M08270	PAIR	PAIRE	PAAR	PAREJA/PAR
#	C20A01991	E12634	CORNICE SUPPORTO TABELLA LUCI	-	-	-	-
#	C20A02152	E13775	SUPPORTO TABELLE	SUPPORT	SUPPORT	STUTZE	APOYO
#	E00A00046	M08270	BARRA FANALI 02.090.000 (AS1)	BAR	BARRE	STAB	BARRA

Barra affinamento BA4-C DmaX

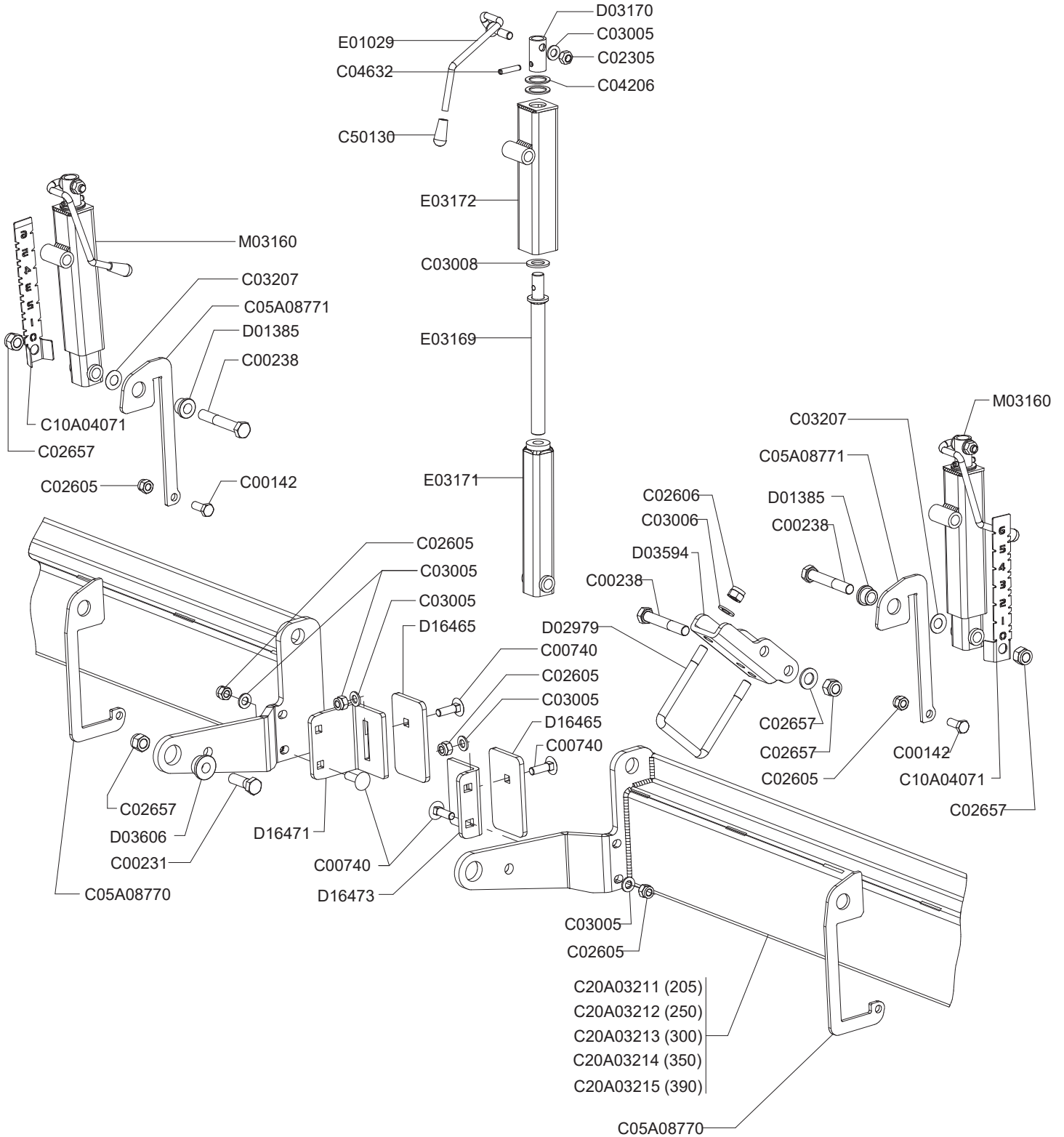
Rear bar BA4-C DmaX

Barra arriere BA4-C DmaX

Hintere stange BA4-C DmaX

Drawing Code: **K00A01212_0**

Accessories:



K00A01212



Barra affinamento BA4-C DmaX

Rear bar BA4-C DmaX

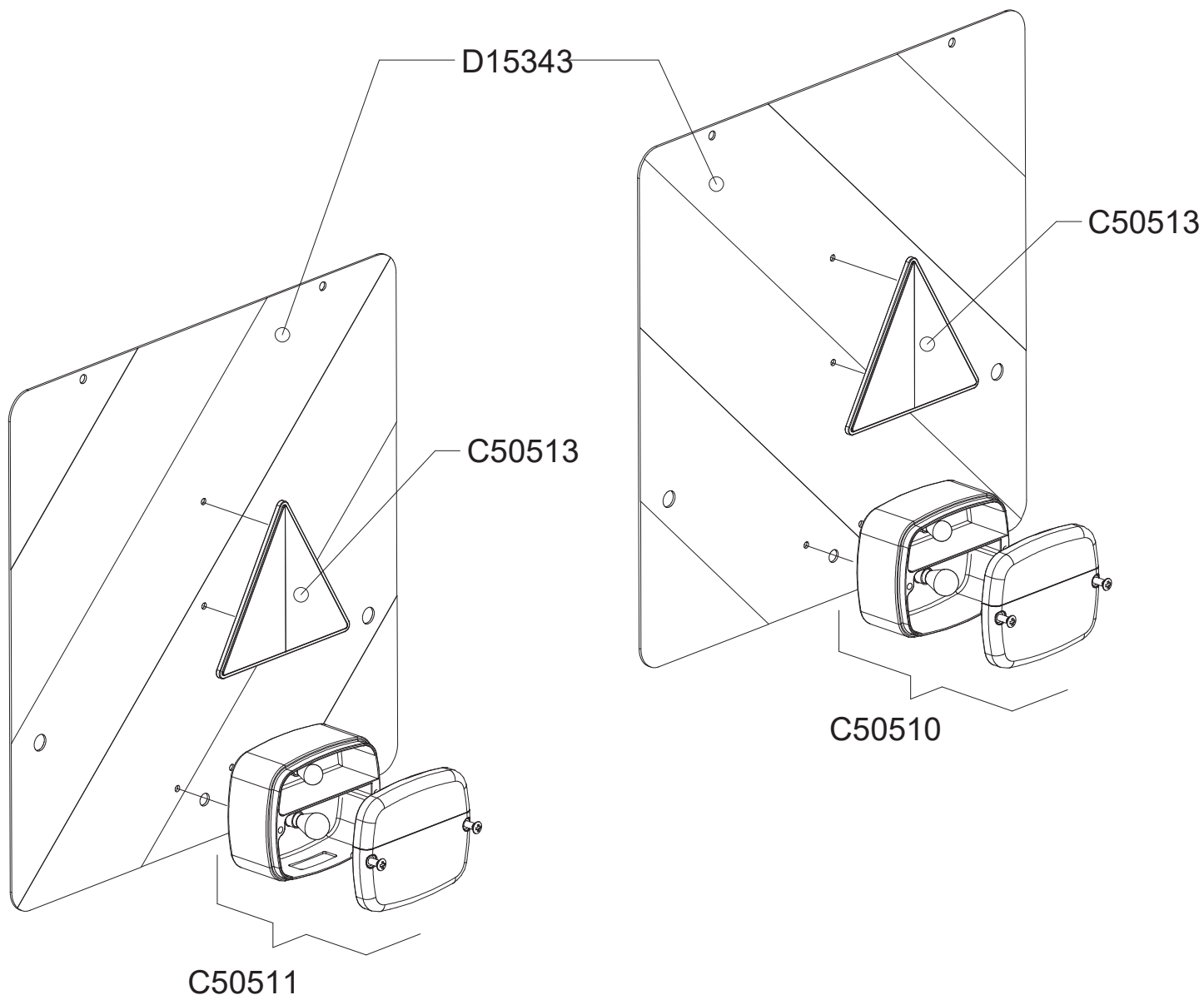
Barra arriere BA4-C DmaX

Hintere stange BA4-C DmaX

Drawing Code: **K00A01212_0**

Accessories:

N°	Code	Old.	Descrizione / Description	GB	FR	D	E
E01029	C20A00074	E01029	MANOVELLA M10 PER BARRE	CRANK	MANIVELLE	SPINDEL	MANIVELA
E03169	C20A00560	E03169	BARRA FILETTATA MANOV.BA2-BA3	BAR	BARRE	STAB	BARRA
E03171	C20A00561	E03171	TUBO INTERNO MANOVELLA BA2-BA3 M20	TUBE	TUBE	ROHR	TUBO
E03172	C20A00562	E03172	TUBO EST. MANOVELLA BA2-BA3	TUBE	TUBE	ROHR	TUBO
C05A08770	C05A08770		SAG. PIASTRINA INF BA4C RULLI SERIE 5-6 SP 6MM	SHAPED	FORME	VERFORMT	HUECAS
C05A08771	C05A08771		SAG. PIASTRINA SUPER BA4C RULLI SERIE 5-6 SP 6MM	SHAPED	FORME	VERFORMT	HUECAS
C10A04071	C10A04071		INDICATORE PROF. MANOVELLA BARRE AFFINAMENTO	GAUGE	INDICE	ANZEIGER	INDICE
C20A03211	C20A03211		BARRA AFFINAMENTO BA4-205C	BAR	BARRE	STAB	BARRA
C20A03212	C20A03212		BARRA AFFINAMENTO BA4-250C	BAR	BARRE	STAB	BARRA
C20A03213	C20A03213		BARRA AFFINAMENTO BA4-300C	BAR	BARRE	STAB	BARRA
C20A03214	C20A03214		BARRA AFFINAMENTO BA4-350C	BAR	BARRE	STAB	BARRA
C20A03215	C20A03215		BARRA AFFINAMENTO BA4-390C	BAR	BARRE	STAB	BARRA
C00142	M80A00129	C00142	VITE TE 88 PG FT M12X30 ZINC UNI 5739	SCREW	VIS	SCHRAUBE	TORNILLO
C00231	M80A00180	C00231	VITE TE 88 PF FP M16X1,5X50 ZINC UNI 5738	SCREW	VIS	SCHRAUBE	TORNILLO
C00238	M80A00187	C00238	VITE TE 88 PF FP M16X1,5X100 ZINC UNI 57	SCREW	VIS	SCHRAUBE	TORNILLO
C00740	MF0A00006	C00740	VITE TTQST M12X40 UNI 5731 ZINC.	SCREW	VIS	SCHRAUBE	TORNILLO
C02305	M85A00050	C02305	DADO METALBLOC M12 X 1.75	NUT	BOULONS	NUT	DADO
C02605	M85A00078	C02605	DADO AUTOBLOC ALTO 8 M12 H=14 UNI 7473	NUT	BOULONS	NUT	DADO
C02606	M85A00079	C02606	DADO AUTOBLOC ALTO 8 M14 H=16 UNI 7473	NUT	BOULONS	NUT	DADO
C02657	M85A00089	C02657	DADO AUTOBLOC ALTO 8 M16X1,5 H=18 UNI 7473	NUT	BOULONS	NUT	DADO
C03005	M90A00008	C03005	RONDELLA PIANA D.13 DIN125-A ZINC.	WASHER	RONDELLE	UNTERLEGSSCHEIBE	ARANDELLA
C03006	M90A00009	C03006	RONDELLA PIANA D.15 DIN125-A ZINC.	WASHER	RONDELLE	UNTERLEGSSCHEIBE	ARANDELLA
C03008	M90A00011	C03008	RONDELLA PIANA D.21 DIN125-A ZINC.	WASHER	RONDELLE	UNTERLEGSSCHEIBE	ARANDELLA
C03207	M90A00053	C03207	DISCO ELAST. D.16,3X31,5X1,75 DIN 2093 ZINCO-LAMELLARE	DISC	DISQUE	SCHEIBE	DISCO
C04206	MA5A00005	C04206	SPESSORE 28x40x2 ZINC.+DEIDR. HRC 44	THICKNESS	CALES	DICKE	ESPESOR
C04632	MB0A00065	C04632	SPINA SPIROL D.8X40	SOCKET	GOUPILLE	STECKER	PASADOR
C50130	G10A00015	C50130	TAPPO PLASTICA FEMMINA D.10	PLUG	BOUCHON	STOEPSSEL	ENCHUFE
D01385	C15A00062	D01385	BUSSOLA D25/32 D.16,5 L.18,5 CARBON+ZINC	BUSHING	ENTRETOISE	BUCHSE	BRUJULA
D02979	MD5A00010	D02979	CAVALLOTTO QUADRO M14 T100X100X135	PIN	CAVALLIER	STIFT	CAVALLOTTI
D03170	C15A00233	D03170	DIST. D.26,9 D.20 L.53+FORO D.8+FORO D.11	SPACER	ENTRETOISE	ABSTANDSTUECK	ESPACIADORES
D03594	C10A01353	D03594	STAFFA PORTA MANOVELLA BA3-BA4	BRACKET	SUPPORT	BUEGEL	SOPORTE
D03606	C15A00279	D03606	BUSSOLA D32/40 D.16,5 L.18 CARBON+ZINC	BUSHING	ENTRETOISE	BUCHSE	BRUJULA
D16465	C05A08161	D16465	PIATTO 80X8 REGOL. PROFONDIT? SLITTA CENTR.	METAL STRAP	METAL DEPLOYE	BANDEISEN	PLATILLO
D16471	C10A03612	D16471	SLITTA CENTR. LUNGA BARRA AFF. BA4 8MM	SKID	PATTINS	SLED	TRINEO
D16473	C10A03611	D16473	SLITTA CENTR. CORTA BARRA AFF. BA4 8MM	SKID	PATTINS	SLED	TRINEO
M03160	M79A00017	M03160	MANOVELLA COMPLET. BA2-BA3 CORSA 200 ZINCATA BIANCA	CRANK	MANIVELLE	SPINDEL	MANIVELA



K00A01074_00



Componenti barra fanali

Components bar lights

Composants feux de barre

Komponenten Stablichter

Drawing Code: **K00A01074_0**

Accessories: E00A00046

N°	Code	Old.	Descrizione / Description
#	E15A00001	C50510	FANALE DESTRO (BARRA M01883) COMPL. DI LAMP+CABLAGG
#	E15A00002	C50511	FANALE SINISTRO + LUCE TARGA (BARRA M01883) COMPL. DI L
#	E15A00004	C50513	CATADIOTTRO TRIANGOLARE L=160 ROSSO VITE M5 COMPLET
#	E15A00069	D15343	COPPIA PANNELLI 423X423 BARRA FANALI M08270

GB	FR	D	E
LIGHT	LUMIERE	LICHT	LÁMPARAS
LIGHT	LUMIERE	LICHT	LÁMPARAS
-	-	-	-
PAIR	PAIRE	PAAR	PAREJA/PAR

Cardano centrale W2600

Central pto shaft W2600

Arbre de transmission centrale W2600

Zentral gelenkwelle W2600

Drawing Code: **100141_3**

Accessories:

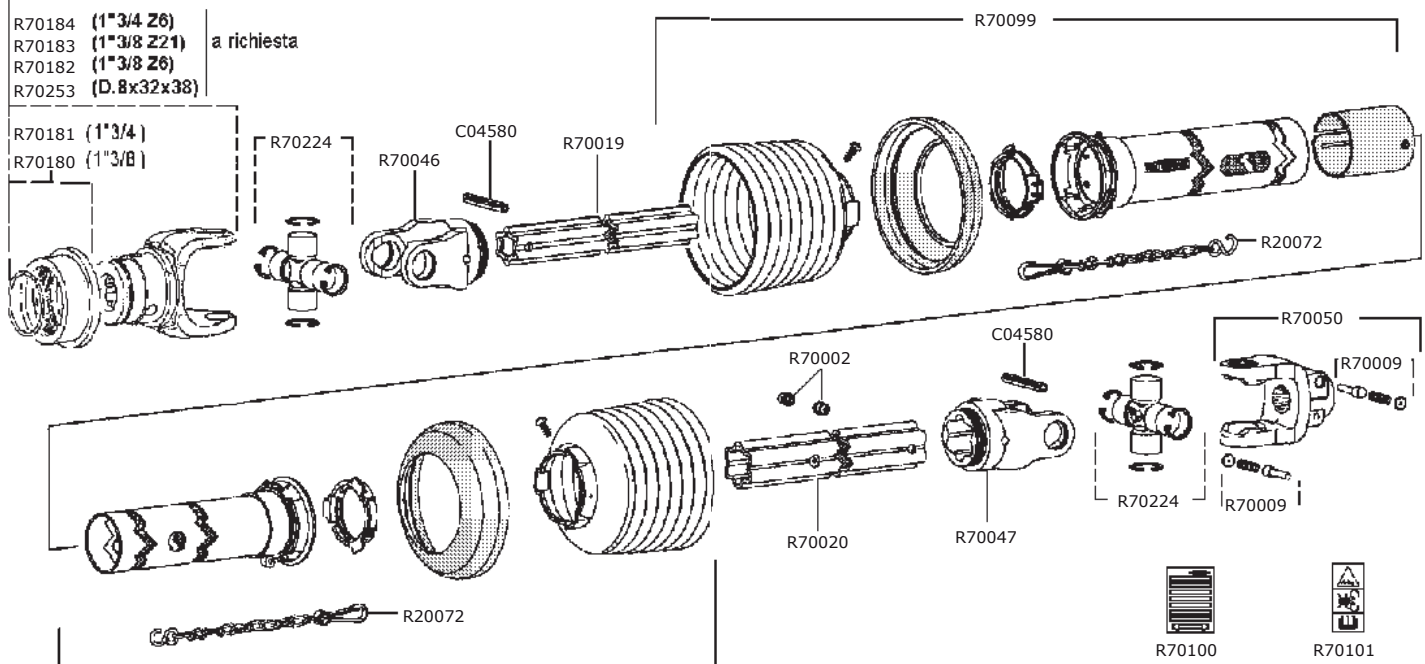
Codice cardano
Code pto shaft
Code de arbre de transmission
Code gelenkwelle

M03380W

R70185 (1"3/4 Z20) di serie

R70184 (1"3/4 Z6)
R70183 (1"3/8 Z21) a richiesta
R70182 (1"3/8 Z6)
R70253 (D.8x32x38)

R70181 (1"3/4)
R70180 (1"3/8)



100141_03



Cardano centrale W2600

Central pto shaft W2600

Arbre de transmission centrale W2600

Zentral gelenkwelle W2600

Drawing Code: **100141_3**

Accessories:

N°	Code	Old.	Descrizione / Description	GB	FR	D	E
#	MB0A00048	C04580	SPINA ELASTICA D.13X95	SOCKET	GOUPILLE	STECKER	PASADOR
#	M70A00043	M03380W	"CARDANO W2600-710 1""3/4Z20-1""3/4Z20"	UNIVERSAL JOINT	CARDAN	GELENKWELLE	CARDAN
#	MH0A00021	R20072	CATENELLA FERMA PROTEZIONE CARDANO	CHAIN	CHAINE	KETTE	CADENA
#	MJ5A00012	R70002	INGRASSATORE A PRESSIONE D.4.6 WALTER.	GREASE NIPPLE	GRAISSOR	FETTBUECHSE	ENGRASADOR
#	MF0A00065	R70009	PULSANTE WALTERSCHEID 339302	BUTTON	BOUTON	BUTTON	BOTÓN
#	M73A00057	R70019	TUBO S5H-540 CEMENT. WALTERSCHEID 169607	TUBE	TUBE	ROHR	TUBO
#	M73A00058	R70020	TUBO S6-510 CON INGRASS.WALTER. 171187	TUBE	TUBE	ROHR	TUBO
#	M72A00091	R70046	FORCELLA RG2600 S5 WALTERSCHEID 168279	FORK	MACHOIRE	GABEL	HORQUILLA
#	M72A00092	R70047	FORCELLA RG2600 S6 WALTERSCHEID 168278	FORK	MACHOIRE	GABEL	HORQUILLA
#	M72A00095	R70050	"FORCELLA AG2600-1""3/4 Z=20 W-320804"	FORK	MACHOIRE	GABEL	HORQUILLA
#	G10A00105	R70099	PROT. CARD. COMPLETA SDH35-1000 (D.185-185)	PROTECTION	PROTECTION	SCHUTZ	PROTECCIÓN
#	Q15A00470	R70100	ADESIVO ISTRUZIONI WALTERSCHEID 705066	STICKER	ADHESIF	AUFKLEBER	ADHESIVOS
#	Q15A00471	R70101	ADESIVO SICUREZZA WALTERSCHEID 104689	STICKER	ADHESIF	AUFKLEBER	ADHESIVOS
#	M25A00028	R70180	"COLLARE RAPIDO ""118 AS"" 1""3/8 AGRAS"	METAL RING	COLLARE	METALLRING	COLLAR
#	M25A00029	R70181	"COLLARE RAPIDO ""119 AS"" 1""3/8 AGRAS"	METAL RING	COLLARE	METALLRING	COLLAR
#	M72A00111	R70182	"FORCELLA RAPIDO ASG2600-1""3/8 Z=6"	FORK	MACHOIRE	GABEL	HORQUILLA
#	M72A00112	R70183	"FORCELLA RAPIDO ASG2600-1""3/8 Z=21"	FORK	MACHOIRE	GABEL	HORQUILLA
#	M72A00113	R70184	"FORCELLA RAPIDO ASG2600-1""3/4 Z=6"	FORK	MACHOIRE	GABEL	HORQUILLA
#	M72A00114	R70185	"FORCELLA RAPIDO ASG2600-1""3/4 Z=20"	FORK	MACHOIRE	GABEL	HORQUILLA
#	M71A00015	R70224	"CROCIERA COMPL.WALT.2600 ""LONG LIFE 250H"""	CRUISE	CROISIÈRE	CRUISE	CRUISE
#	M72A00125	R70253	FORCELLA ASG2600 D8X32X38 (RUSSIA)	FORK	MACHOIRE	GABEL	HORQUILLA



Cardano laterale destro W2500 con limit.aut.

Side right pto shaft W2500

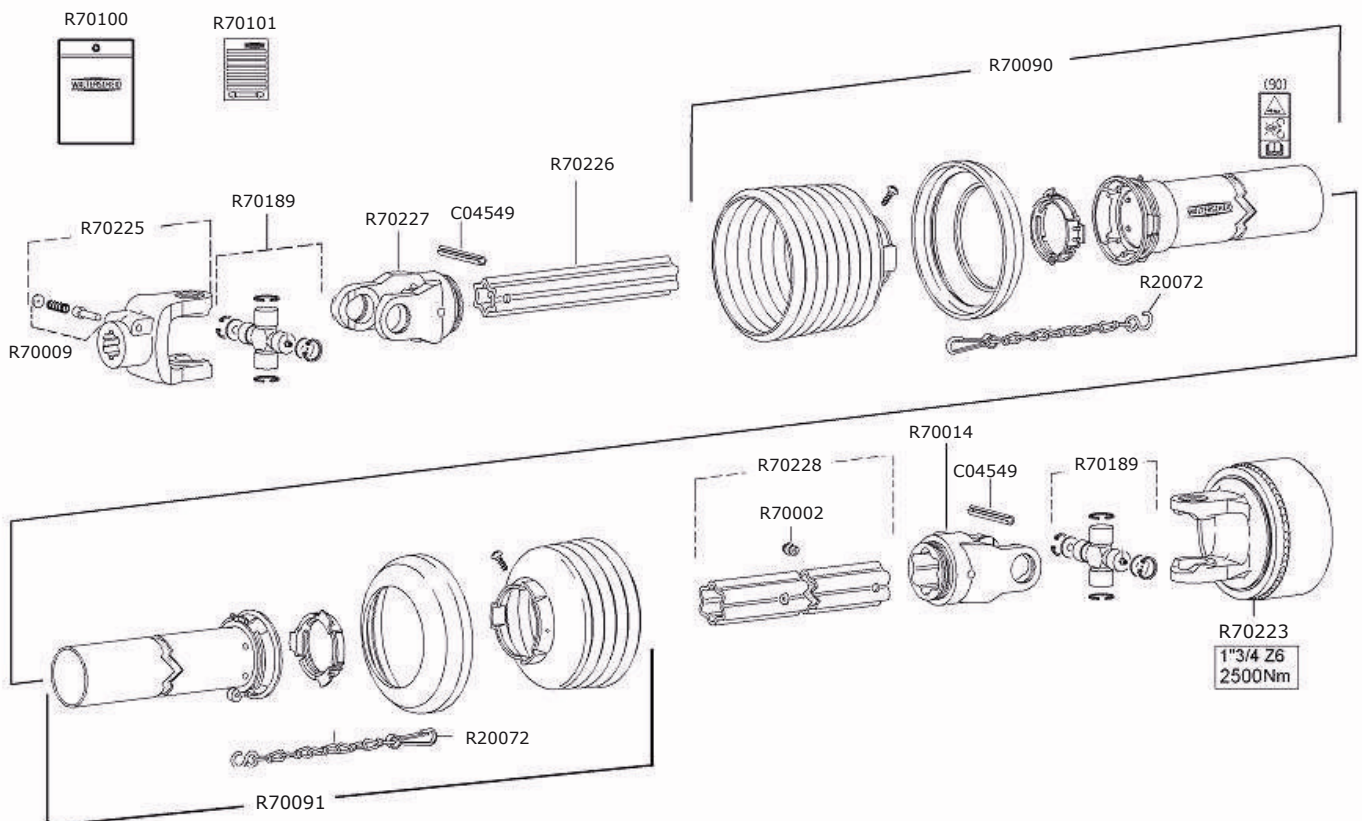
Arbre de transmission lateral droite W2500

Seite gelenkwelle rechts W2500

Drawing Code: **100321_3_f1**

Accessories:

Codice cardano Code pto shaft Code de arbre de transmission Code gelenkwelle	<h2>M05128W</h2>
---	------------------



100321_03_f1



Cardano laterale destro W2500 con limit.aut.

Side right pto shaft W2500

Arbre de transmission lateral droite W2500

Seite gelenkwelle rechts W2500

Drawing Code: **100321_3_f1**

Accessories:

N°	Code	Old.	Descrizione / Description
#	MB0A00037	C04549	SPINA ELASTICA D.10X90
#	M70A00055	M05128W	"CARDANO W2500-610 K64-22 R 1""3/4Z=6-1""3/4Z20 LAT."
#	MH0A00021	R20072	CATENELLA FERMA PROTEZIONE CARDANO
#	MJ5A00012	R70002	INGRASSATORE A PRESSIONE D.4.6 WALTER.
#	MF0A00065	R70009	PULSANTE WALTERSCHEID 339302
#	M72A00087	R70014	FORCELLA RG2500 S5 WAL. 097140 EST.STELL
#	G10A00099	R70090	PROT. CARD. ESTERNA SDH25-A550 375621
#	G10A00100	R70091	PROT. CARD. INTERNA SDH25-J550 375620
#	Q15A00470	R70100	ADESIVO ISTRUZIONI WALTERSCHEID 705066
#	Q15A00471	R70101	ADESIVO SICUREZZA WALTERSCHEID 104689
#	M71A00014	R70189	"CROCIERA COMPL WALT.2500 ""LONG LIFE 250H"""
#	M75A00120	R70223	"LIMIT. COMPL.K64/22R 1""3/4 Z6 2500NM ROT.DEST."
#	M72A00117	R70225	"FORCELLA ""TULIPANO"" AG2500 1""3/4 Z20 L=134MM"
#	M73A00075	R70226	TUBO S4LH-445 TEMPRATO WALTERSCHEID 138233
#	M72A00118	R70227	"FORCELLA ""TULIPANO"" TUBO S4LH WALTERSCHEID 136856"
#	M73A00076	R70228	TUBO S5-430 STANDARD 138234

GB	FR	D	E
SOCKET	GOUPILLE	STECKER	PASADOR
UNIVERSAL JOINT	CARDAN	GELENKWELLE	CARDAN
CHAIN	CHAINE	KETTE	CADENA
GREASE NIPPLE	GRAISSOR	FETTBUECHSE	ENGRASADOR
BUTTON	BOUTON	BUTTON	BOTÓN
FORK	MACHOIRE	GABEL	HORQUILLA
PROTECTION	PROTECTION	SCHUTZ	PROTECCIÓN
PROTECTION	PROTECTION	SCHUTZ	PROTECCIÓN
STICKER	ADHESIF	AUFKLEBER	ADHESIVOS
STICKER	ADHESIF	AUFKLEBER	ADHESIVOS
CRUISE	CROISIÈRE	CRUISE	CRUISE
LIMITER	LIMITEUR	BEGRENZER	LIMITADOR
FORK	MACHOIRE	GABEL	HORQUILLA
TUBE	TUBE	ROHR	TUBO
FORK	MACHOIRE	GABEL	HORQUILLA
TUBE	TUBE	ROHR	TUBO

Limitatore automatico destro W2500

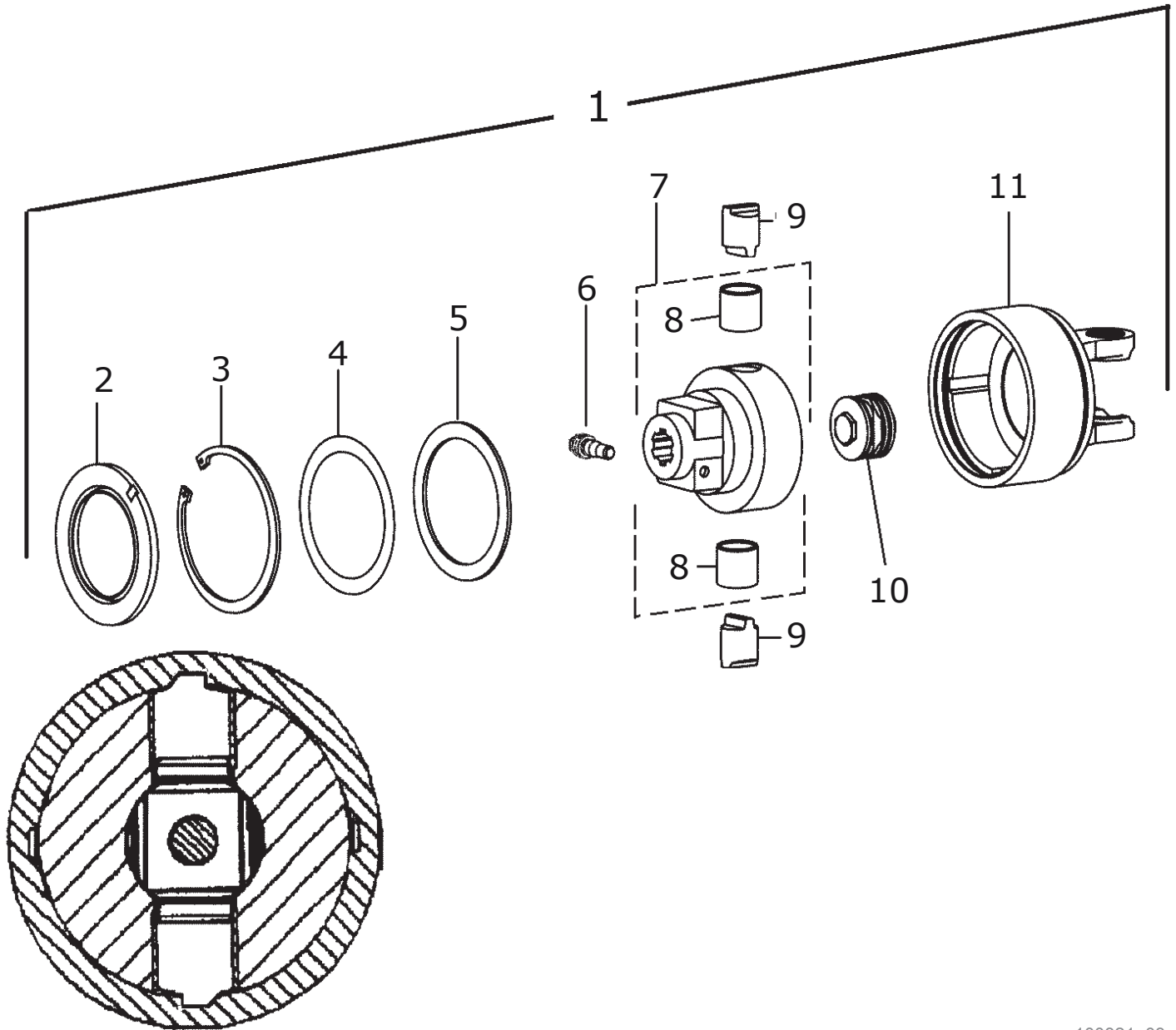
Side right pto shaft W2500

Arbre de transmission lateral droite W2500

Seite gelenkwelle rechts W2500

Drawing Code: **100321_3_f2**

Accessories:



100321_03_f2



Limitatore automatico destro W2500

Side right pto shaft W2500

Arbre de transmission lateral droite W2500

Seite gelenkwelle rechts W2500

Drawing Code: **100321_3_f2**

Accessories:

N°	Code	Old.	Descrizione / Description	GB	FR	D	E
1	M71A00016	R70233	CROCIERA COMPL.WALT 2200	CRUISE	CROISIÈRE	CRUISE	CRUISE
2	H00A00099	R70205	ANELLO DI TENUTA D.152.5X99X8	RING	AMORTISSEUR	RING	ANILLO
3	MA0A00020	C04047	SEEGER FORO D.150 UNI 7437	SEEGER	SEEGER	SEEGER	SEEGER
4	MA5A00050	C04250	SPESSORE REG. 125.5X139.5X0,5	THICKNESS	CALES	DICKE	ESPEJOR
5	C15A00945	R70124	ANELLO DI RINFORZO K64 120x150x3.5	RING	AMORTISSEUR	RING	ANILLO
6	MF0A00068	R70061	"CONO FISSAGGIO LIMIT AUT. 1""3/4 L=41"	CONE	CONE	KEGEL-	CONO
7	M75A00112	R70206	"MOZZO COMPLETO K64/22 1""3/4 Z6"	HUB	ESSIEU	NABE	MAZO
8	M25A00030	R70207	BUSSOLA D.39 DI.35 L=35MM	BUSHING	ENTRETOISE	BUCHSE	BRUJULA
9	C15A00951	R70208	CAMMA D.35 K64/22 R-L	CAM	CAM	CAM	FAO
10	MF5A00064	R70209	PACCHETTO MOLLE K64/22 1300/2500 NM	KIT	CONFECTION	SATZ	CONF.
11	C20A02602	R70210	SCATOLA LIMIT DESTRA K64/22-24 2500	BOX	BOITE	SCHACTEL	RECUADRO



Cardano laterale sinistro W2500 con limit.aut.

Side left pto shaft W2500

Arbre de transmission lateral gauche W2500

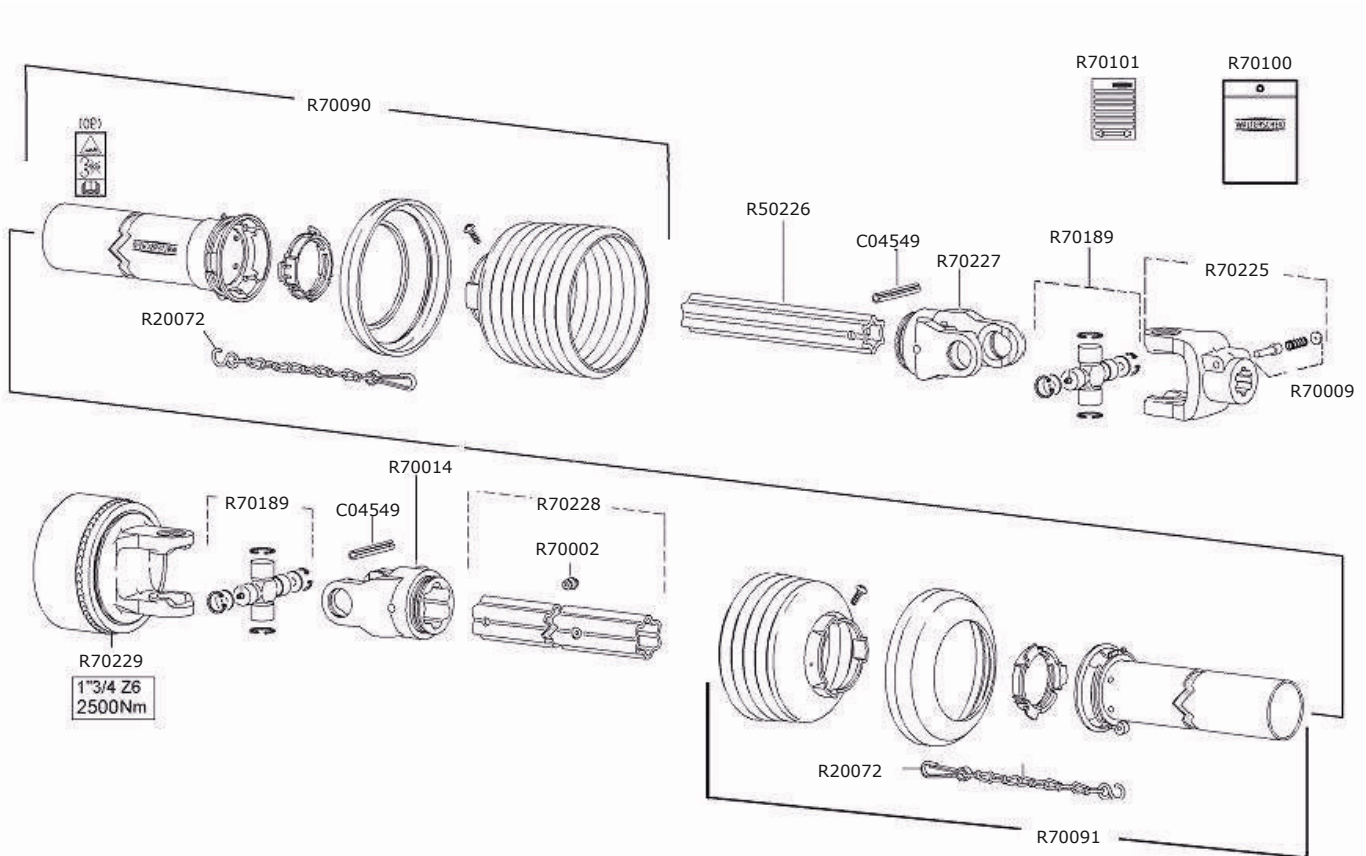
Seite gelenkwelle links W2500

Drawing Code: **100322_3_f1**

Accessories:

Codice cardano
Code pto shaft
Code de arbre de transmission
Code gelenkwelle

M05129W



100322_03_f1



Cardano laterale sinistro W2500 con limit.aut.

Side left pto shaft W2500

Arbre de transmission lateral gauche W2500

Seite gelenkwelle links W2500

Drawing Code: **100322_3_f1**

Accessories:

N°	Code	Old.	Descrizione / Description	GB	FR	D	E
#	MB0A00037	C04549	SPINA ELASTICA D.10X90	SOCKET	GOUPILLE	STECKER	PASADOR
#	M70A00057	M05129W	"CARDANO W2500-610 K64-22 L 1""3/4Z=6-1""3/4Z20 LAT."	UNIVERSAL JOINT	CARDAN	GELENKWELLE	CARDAN
#	MH0A00021	R20072	CATENELLA FERMA PROTEZIONE CARDANO	CHAIN	CHAINE	KETTE	CADENA
#	MJ5A00012	R70002	INGRASSATORE A PRESSIONE D.4.6 WALTER.	GREASE NIPPLE	GRAISSOR	FETTBUECHSE	ENGRASADOR
#	MF0A00065	R70009	PULSANTE WALTERSCHEID 339302	BUTTON	BOUTON	BUTTON	BOTÓN
#	M72A00087	R70014	FORCELLA RG2500 S5 WAL. 097140 EST.STELL	FORK	MACHOIRE	GABEL	HORQUILLA
#	G10A00099	R70090	PROT. CARD. ESTERNA SDH25-A550 375621	PROTECTION	PROTECTION	SCHUTZ	PROTECCIÓN
#	G10A00100	R70091	PROT. CARD. INTERNA SDH25-J550 375620	PROTECTION	PROTECTION	SCHUTZ	PROTECCIÓN
#	Q15A00470	R70100	ADESIVO ISTRUZIONI WALTERSCHEID 705066	STICKER	ADHESIF	AUFKLEBER	ADHESIVOS
#	Q15A00471	R70101	ADESIVO SICUREZZA WALTERSCHEID 104689	STICKER	ADHESIF	AUFKLEBER	ADHESIVOS
#	M71A00014	R70189	"CROCIERA COMPL WALT.2500 ""LONG LIFE 250H"""	CRUISE	CROISIÈRE	CRUISE	CRUISE
#	M72A00117	R70225	"FORCELLA ""TULIPANO"" AG2500 1""3/4 Z20 L=134MM"	FORK	MACHOIRE	GABEL	HORQUILLA
#	M72A00118	R70227	"FORCELLA ""TULIPANO"" TUBO S4LH WALTERSCHEID 136856"	FORK	MACHOIRE	GABEL	HORQUILLA
#	M73A00076	R70228	TUBO S5-430 STANDARD 138234	TUBE	TUBE	ROHR	TUBO
#	M75A00121	R70229	"LIMIT. COMPL K64/22L 1""3/4 Z6 2500NM ROT SIN"	LIMITER	LIMITEUR	BEGRENZER	LIMITADOR

Limitatore automatico sinistro W2500

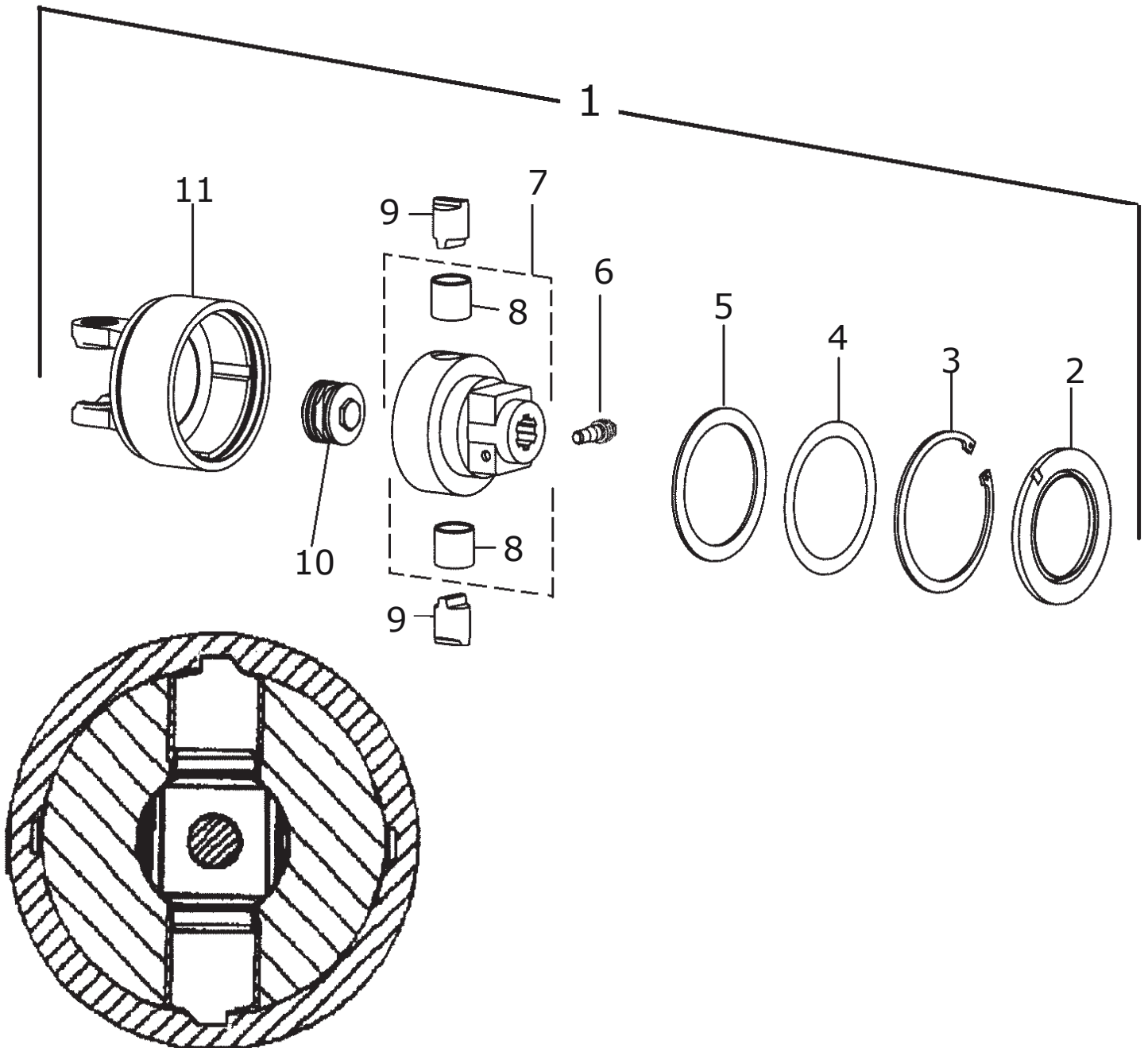
Side left pto shaft W2500

Arbre de transmission lateral gauche W2500

Seite gelenkwelle links W2500

Drawing Code: **100322_3_f2**

Accessories:



100322_03_f2



Limitatore automatico sinistro W2500

Side left pto shaft W2500

Arbre de transmission lateral gauche W2500

Seite gelenkwelle links W2500

Drawing Code: **100322_3_f2**

Accessories:

N°	Code	Old.	Descrizione / Description
1	M75A00121	R70229	"LIMIT. COMPL K64/22L 1""3/4 Z6 2500NM ROT SIN"
2	H00A00099	R70205	ANELLO DI TENUTA D.152.5X99X8
3	MA0A00020	C04047	SEEGER FORO D.150 UNI 7437
4	MA5A00050	C04250	SPESSORE REG. 125.5X139.5X0,5
5	C15A00945	R70124	ANELLO DI RINFORZO K64 120x150x3.5
6	MF0A00068	R70061	"CONO FISSAGGIO LIMIT AUT. 1""3/4 L=41"
7	M75A00112	R70206	"MOZZO COMPLETO K64/22 1""3/4 Z6"
8	M25A00030	R70207	BUSSOLA D.39 DI.35 L=35MM
9	C15A00951	R70208	CAMMA D.35 K64/22 R-L
10	MF5A00064	R70209	PACCHETTO MOLLE K64/22 1300/2500 NM
11	C20A02603	R70211	SCATOLA LIMIT SINISTRA K64/22-24 2500

GB	FR	D	E
LIMITER	LIMITEUR	BEGRENZER	LIMITADOR
RING	AMORTISSEUR	RING	ANILLO
SEEGER	SEEGER	SEEGER	SEEGER
THICKNESS	CALES	DICKE	ESPEJOR
RING	AMORTISSEUR	RING	ANILLO
CONE	CONE	KEGEL-	CONO
HUB	ESSIEU	NABE	MAZO
BUSHING	ENTRETOISE	BUCHSE	BRUJULA
CAM	CAM	CAM	FAO
KIT	CONFECTION	SATZ	CONF.
BOX	BOITE	SCHACTEL	RECUADRO

Cardano centrale P700

Central pto shaft P700

Arbre de transmission centrale P700

Zentral gelenkwelle P700

Drawing Code:

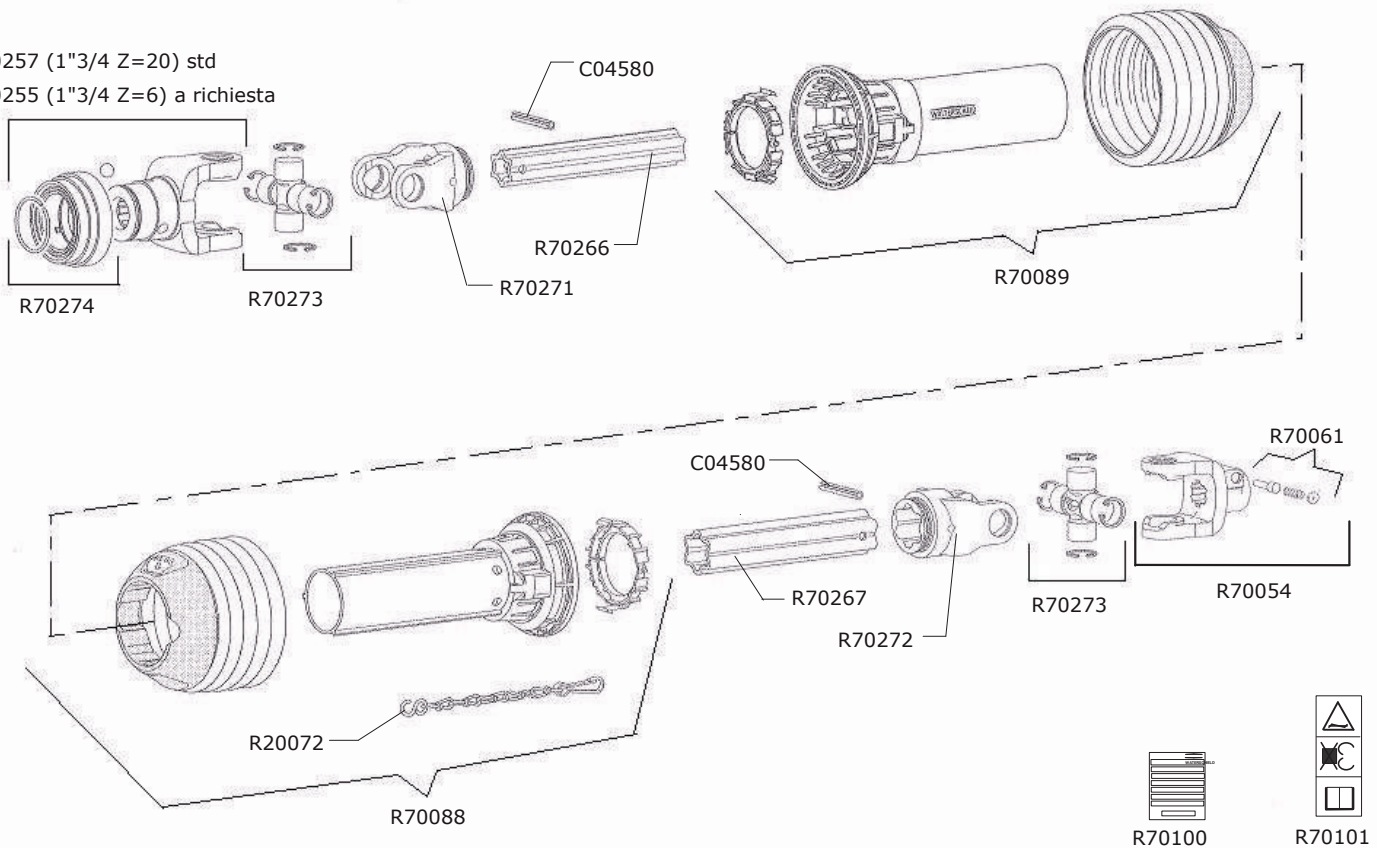
100893_0

Accessories:

Codice cardano
Code pto shaft
Code de arbre de transmission
Code gelenkwelle

M12228W

R70257 (1"3/4 Z=20) std
R70255 (1"3/4 Z=6) a richiesta





Cardano centrale P700

Central pto shaft P700

Arbre de transmission centrale P700

Zentral gelenkwelle P700

Drawing Code:

100893_0

Accessories:

N°	Code	Old.	Descrizione / Description
#	MB0A00048	C04580	SPINA ELASTICA D.13X95
#	M70A00090	M12228W	"CARDANO P700-860 1""3/4Z20-1""3/4Z20"
#	MH0A00021	R20072	CATENELLA FERMA PROTEZIONE CARDANO
#	M72A00099	R70054	"FORCELLA AGCC 2700 1""3/4 Z=20 W-107326"
#	MF0A00068	R70061	"CONO FISSAGGIO LIMIT AUT. 1""3/4 L=41"
#	G10A00097	R70088	PROT. CARD. INTERNA PGH30-J1000 116130
#	G10A00098	R70089	PROT. CARD. ESTERNA PGH30-A1000 116129
#	Q15A00470	R70100	ADESIVO ISTRUZIONI WALTERSCHEID 705066
#	Q15A00471	R70101	ADESIVO SICUREZZA WALTERSCHEID 104689
#	M72A00127	R70255	"FORCELLA RAPIDO QSG 2700 -1""3/4 Z=6"
#	M72A00128	R70257	"FORCELLA RAPIDO QSG 2700 1""3/4 Z=20"
#	M73A00083	R70266	TUBO S5H-1000 TEMPRATO WALTERSCHEID 135883
#	M73A00084	R70267	TUBO S6-1000 WALTERSCHEID 693668
#	M72A00129	R70271	FORCELLA P700 S5 WALTERSCHEID 125760
#	M72A00130	R70272	FORCELLA P700 S6 WALTERSCHEID 125761
#	M71A00018	R70273	"CROCIERA COMPL.WALT.2700 ""LONG LIFE"""
#	M25A00031	R70274	"COLLARE QSG 1""3/4 WALTERSCHIELD 376107"

GB	FR	D	E
SOCKET	GOUPILLE	STECKER	PASADOR
UNIVERSAL JOINT	CARDAN	GELENKWELLE	CARDAN
CHAIN	CHAINE	KETTE	CADENA
FORK	MACHOIRE	GABEL	HORQUILLA
CONE	CONE	KEGEL-	CONO
PROTECTION	PROTECTION	SCHUTZ	PROTECCIÓN
PROTECTION	PROTECTION	SCHUTZ	PROTECCIÓN
STICKER	ADHESIF	AUFKLEBER	ADHESIVOS
STICKER	ADHESIF	AUFKLEBER	ADHESIVOS
FORK	MACHOIRE	GABEL	HORQUILLA
FORK	MACHOIRE	GABEL	HORQUILLA
TUBE	TUBE	ROHR	TUBO
TUBE	TUBE	ROHR	TUBO
FORK	MACHOIRE	GABEL	HORQUILLA
FORK	MACHOIRE	GABEL	HORQUILLA
CRUISE	CROISIÈRE	CRUISE	CRUISE
METAL RING	COLLARE	METALLRING	COLLAR



Cardano laterale destro P600 con limit.aut. L=860

Side right pto shaft P600 L=860

Arbre de transmission lateral droite P600 L=860

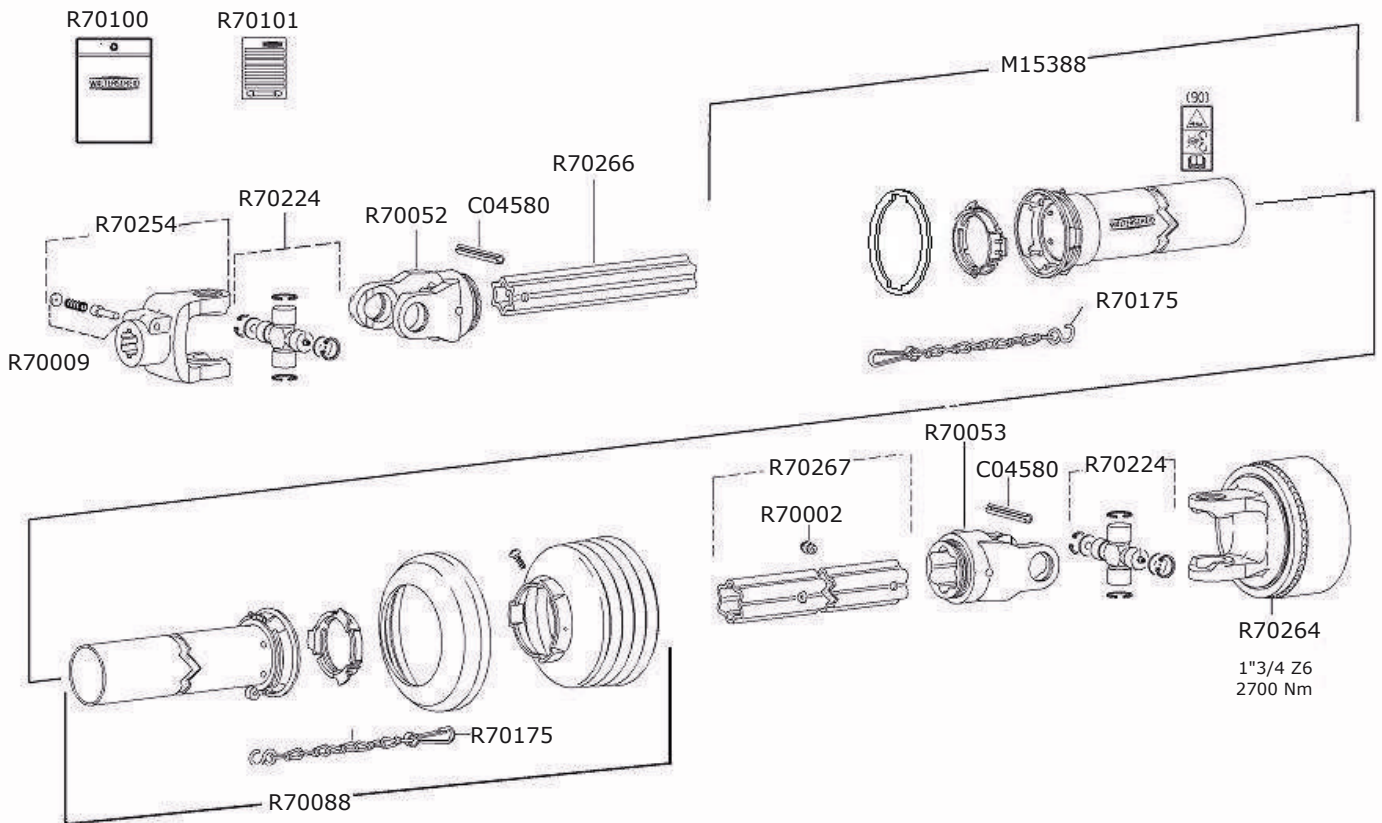
Seite gelenkwelle rechts P600 =860

Drawing Code: **100883_0**

Accessories:

Codice cardano
Code pto shaft
Code de arbre de transmission
Code gelenkwelle

M15330W



100883_00



Cardano laterale destro P600 con limit.aut. L=860

Side right pto shaft P600 L=860

Arbre de transmission lateral droite P600 L=860

Seite gelenkwelle rechts P600 =860

Drawing Code:

100883_0

Accessories:

N°	Code	Old.	Descrizione / Description
#	M73A00008	M15330W	"CARDANO P600-1010 K64-24 R 1""3/4Z=6 1""3/4Z20 LAT."
#	M79A00221	M15388	PROT. CARD. ESTERNA PGH30-A1000
#	M72A00097	R70052	FORCELLA P600 S5 WALTERSCHEID 119927
#	M72A00098	R70053	FORCELLA P600 S6 WALTERSCHEID 119928
#	G10A00097	R70088	PROT. CARD. INTERNA PGH30-J1000 116130
#	MH0A00023	R70175	CATENELLA DI SICUREZZA L=600 (82.36.08)
#	M75A00125	R70264	"LIMIT. COMPL.P600 K64/24R 1""3/4 Z6 2700 NM ROT.DEST."
#	M73A00083	R70266	TUBO S5H-1000 TEMPRATO WALTERSCHEID 135883
#	M73A00084	R70267	TUBO S6-1000 WALTERSCHEID 693668
C04580	MB0A00048	C04580	SPINA ELASTICA D.13X95
R20072	MH0A00021	R20072	CATENELLA FERMA PROTEZIONE CARDANO
R70002	MJ5A00012	R70002	INGRASSATORE A PRESSIONE D.4.6 WALTER.
R70009	MF0A00065	R70009	PULSANTE WALTERSCHEID 339302
R70090	G10A00099	R70090	PROT. CARD. ESTERNA SDH25-A550 375621
R70091	G10A00100	R70091	PROT. CARD. INTERNA SDH25-J550 375620
R70100	Q15A00470	R70100	ADESIVO ISTRUZIONI WALTERSCHEID 705066
R70101	Q15A00471	R70101	ADESIVO SICUREZZA WALTERSCHEID 104689
R70224	M71A00015	R70224	"CROCIERA COMPL.WALT.2600 ""LONG LIFE 250H"""
R70254	M72A00126	R70254	"FORCELLA AG2600 1""3/4 Z20 VERSIONE ALPEGO"

GB	FR	D	E
UNIVERSAL JOINT	CARDAN	GELENKWELLE	CARDAN
PROTECTION	PROTECTION	SCHUTZ	PROTECCIÓN
FORK	MACHOIRE	GABEL	HORQUILLA
FORK	MACHOIRE	GABEL	HORQUILLA
PROTECTION	PROTECTION	SCHUTZ	PROTECCIÓN
CHAIN	CHAINE	KETTE	CADENA
LIMITER	LIMITEUR	BEGRENZER	LIMITADOR
TUBE	TUBE	ROHR	TUBO
TUBE	TUBE	ROHR	TUBO
SOCKET	GOUPILLE	STECKER	PASADOR
CHAIN	CHAINE	KETTE	CADENA
GREASE NIPPLE	GRAISSOR	FETTBUECHSE	ENGRASADOR
BUTTON	BOUTON	BUTTON	BOTÓN
PROTECTION	PROTECTION	SCHUTZ	PROTECCIÓN
PROTECTION	PROTECTION	SCHUTZ	PROTECCIÓN
STICKER	ADHESIF	AUFKLEBER	ADHESIVOS
STICKER	ADHESIF	AUFKLEBER	ADHESIVOS
CRUISE	CROISIÈRE	CRUISE	CRUISE
FORK	MACHOIRE	GABEL	HORQUILLA



Limitatore automatico destro W2600 2700Nm

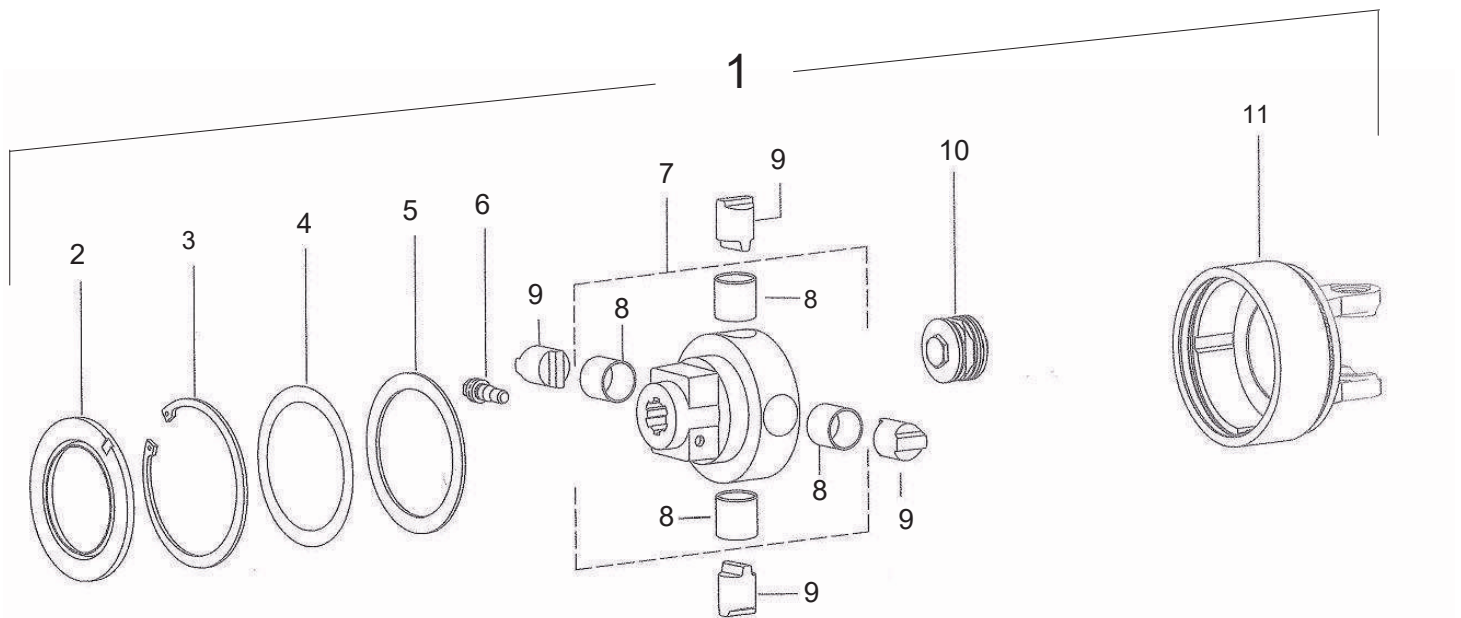
Side right pto shaft W2600 2700Nm

Arbre de transmission lateral droite W2600 2700Nm

Seite gelenkwelle rechts W2600 2700Nm

Drawing Code: **100892_0**

Accessories:



100892_00



Limitatore automatico destro W2600 2700Nm

Side right pto shaft W2600 2700Nm

Arbre de transmission lateral droite W2600 2700Nm

Seite gelenkwelle rechts W2600 2700Nm

Drawing Code:

100892_0

Accessories:

N°	Code	Old.	Descrizione / Description
1	M75A00125	R70264	"LIMIT. COMPL.P600 K64/24R 1""3/4 Z6 2700 NM ROT.DEST."
2	H00A00099	R70205	ANELLO DI TENUTA D.152.5X99X8
3	MA0A00020	C04047	SEEGER FORO D.150 UNI 7437
4	MA5A00050	C04250	SPESSORE REG. 125.5X139.5X0,5
5	C15A00945	R70124	ANELLO DI RINFORZO K64 120x150x3.5
6	MF0A00065	R70009	PULSANTE WALTERSCHEID 339302
7	M75A00127	R70270	"MOZZO COMPLETO K64/24 1""3/4 Z6"
8	M25A00030	R70207	BUSSOLA D.39 DI.35 L=35MM
9	C15A00951	R70208	CAMMA D.35 K64/22 R-L
10	MF5A00065	R70216	PACCHETTO MOLLE K64/24 2700 NM
11	C20A02604	R70268	SCATOLA LIMIT DESTRA K64/22-24 2600

GB	FR	D	E
LIMITER	LIMITEUR	BEGRENZER	LIMITADOR
RING	AMORTISSEUR	RING	ANILLO
SEEGER	SEEGER	SEEGER	SEEGER
THICKNESS	CALES	DICKE	ESPEJOR
RING	AMORTISSEUR	RING	ANILLO
BUTTON	BOUTON	BUTTON	BOTÓN
HUB	ESSIEU	NABE	MAZO
BUSHING	ENTRETOISE	BUCHSE	BRUJULA
CAM	CAM	CAM	FAO
KIT	CONFECTION	SATZ	CONF.
BOX	BOITE	SCHACTEL	RECUADRO



Cardano laterale sinistro P600 con limit.aut. L=860

Side left pto shaft P600 L=860

Arbre de transmission lateral gauche P600 L=860

Seite gelenkwelle links P600 L=860

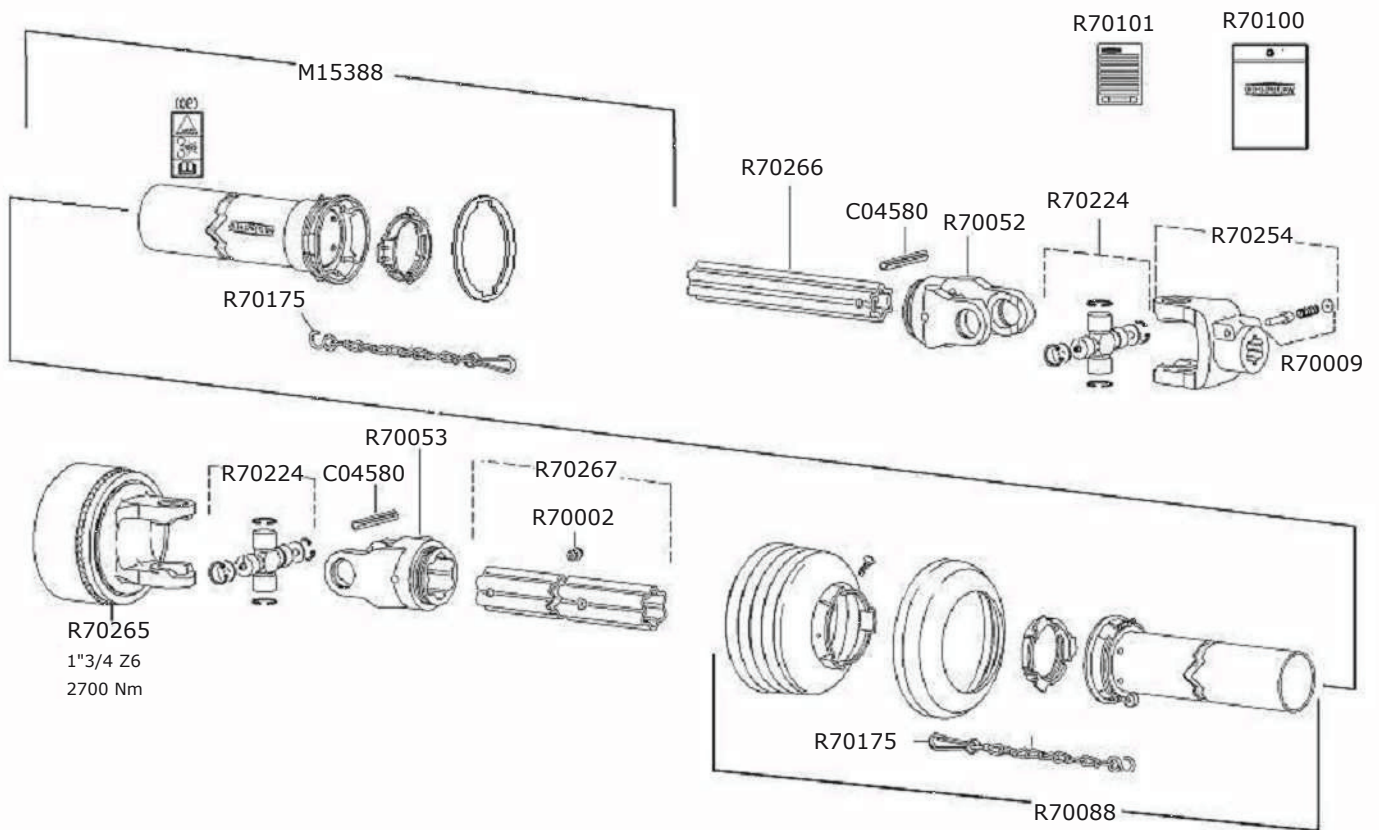
Drawing Code:

100884_0

Accessories:

Codice cardano
Code pto shaft
Code de arbre de transmission
Code gelenkwelle

M15331W



100884_00



Cardano laterale sinistro P600 con limit.aut. L=860

Side left pto shaft P600 L=860

Arbre de transmission lateral gauche P600 L=860

Seite gelenkwelle links P600 L=860

Drawing Code:

100884_0

Accessories:

N°	Code	Old.	Descrizione / Description
#	MB0A00048	C04580	SPINA ELASTICA D.13X95
#	M73A00009	M15331W	"CARDANO P600-1010 K64-24 L 1'''3/4Z=6 1'''3/4Z20 LAT."
#	M79A00221	M15388	PROT. CARD. ESTERNA PGH30-A1000
#	MJ5A00012	R70002	INGRASSATORE A PRESSIONE D.4.6 WALTER.
#	MF0A00065	R70009	PULSANTE WALTERSCHEID 339302
#	M72A00097	R70052	FORCELLA P600 S5 WALTERSCHEID 119927
#	M72A00098	R70053	FORCELLA P600 S6 WALTERSCHEID 119928
#	G10A00097	R70088	PROT. CARD. INTERNA PGH30-J1000 116130
#	Q15A00470	R70100	ADESIVO ISTRUZIONI WALTERSCHEID 705066
#	Q15A00471	R70101	ADESIVO SICUREZZA WALTERSCHEID 104689
#	MH0A00023	R70175	CATENELLA DI SICUREZZA L=600 (82.36.08)
#	M71A00015	R70224	"CROCIERA COMPL.WALT.2600 ""LONG LIFE 250H""
#	M72A00126	R70254	"FORCELLA AG2600 1'''3/4 Z20 VERSIONE ALPEGO"
#	M75A00126	R70265	"LIMIT. COMPL.P600 K64/24L 1'''3/4 Z6 2700NM ROT.SIN."
#	M73A00083	R70266	TUBO S5H-1000 TEMPRATO WALTERSCHEID 135883
#	M73A00084	R70267	TUBO S6-1000 WALTERSCHEID 693668

GB	FR	D	E
SOCKET	GOUPILLE	STECKER	PASADOR
UNIVERSAL JOINT	CARDAN	GELENKWELLE	CARDAN
PROTECTION	PROTECTION	SCHUTZ	PROTECCIÓN
GREASE NIPPLE	GRAISSOR	FETTBUECHSE	ENGRASADOR
BUTTON	BOUTON	BUTTON	BOTÓN
FORK	MACHOIRE	GABEL	HORQUILLA
FORK	MACHOIRE	GABEL	HORQUILLA
PROTECTION	PROTECTION	SCHUTZ	PROTECCIÓN
STICKER	ADHESIF	AUFKLEBER	ADHESIVOS
STICKER	ADHESIF	AUFKLEBER	ADHESIVOS
CHAIN	CHAINE	KETTE	CADENA
CRUISE	CROISIÈRE	CRUISE	CRUISE
FORK	MACHOIRE	GABEL	HORQUILLA
LIMITER	LIMITEUR	BEGRENZER	LIMITADOR
TUBE	TUBE	ROHR	TUBO
TUBE	TUBE	ROHR	TUBO

Limitatore automatico sinistro W2600 2700Nm

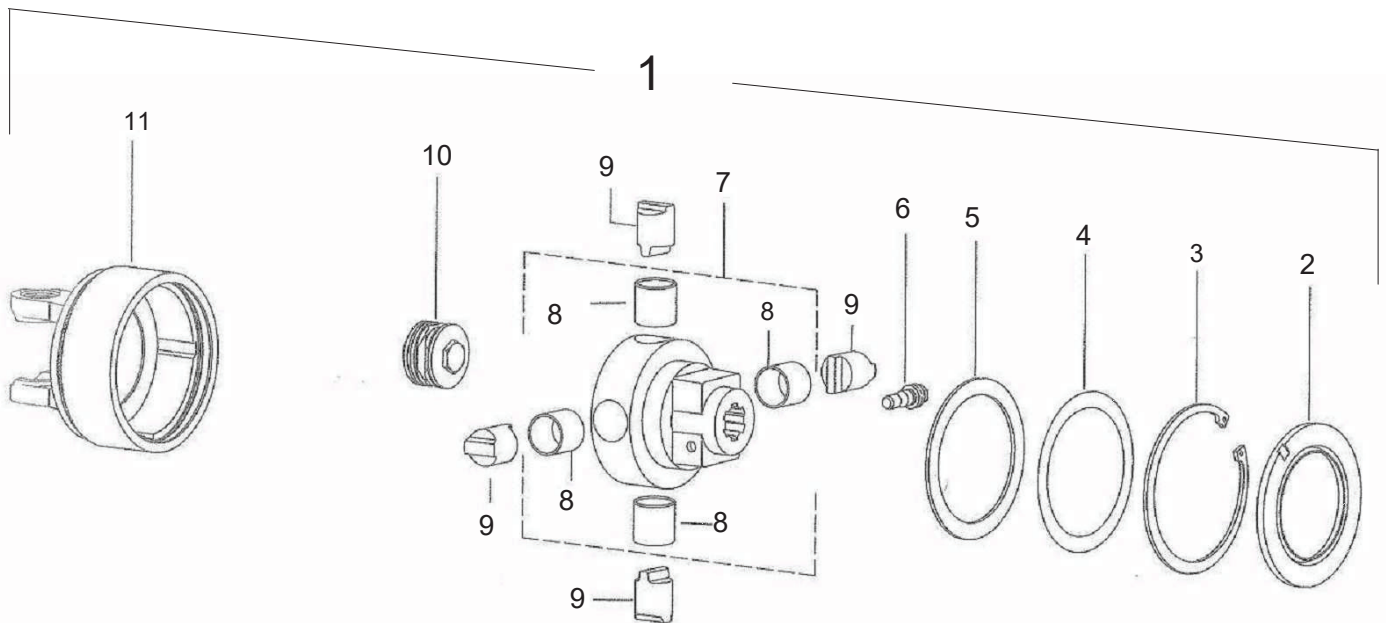
Side left pto shaft W2600 2700Nm

Arbre de transmission lateral gauche W2600 2700Nm

Seite gelenkwelle links W2600 2700Nm

Drawing Code: **100891_0**

Accessories:



100891_00



Limitatore automatico sinistro W2600 2700Nm

Side left pto shaft W2600 2700Nm

Arbre de transmission lateral gauche W2600 2700Nm

Seite gelenkwelle links W2600 2700Nm

Drawing Code:

100891_0

Accessories:

N°	Code	Old.	Descrizione / Description
1	M75A00126	R70265	"LIMIT. COMPL.P600 K64/24L 1""3/4 Z6 2700NM ROT.SIN."
2	H00A00099	R70205	ANELLO DI TENUTA D.152.5X99X8
3	MA0A00020	C04047	SEEGER FORO D.150 UNI 7437
4	MA5A00050	C04250	SPESSORE REG. 125.5X139.5X0,5
5	C15A00945	R70124	ANELLO DI RINFORZO K64 120x150x3.5
6	MF0A00065	R70009	PULSANTE WALTERSCHEID 339302
7	M75A00127	R70270	"MOZZO COMPLETO K64/24 1""3/4 Z6"
8	M25A00030	R70207	BUSSOLA D.39 DI.35 L=35MM
9	C15A00951	R70208	CAMMA D.35 K64/22 R-L
10	MF5A00065	R70216	PACCHETTO MOLLE K64/24 2700 NM
11	C20A02605	R70269	SCATOLA LIMIT SINISTRA K64/22-24 2600

GB	FR	D	E
LIMITER	LIMITEUR	BEGRENZER	LIMITADOR
RING	AMORTISSEUR	RING	ANILLO
SEEGER	SEEGER	SEEGER	SEEGER
THICKNESS	CALES	DICKE	ESPEJOR
RING	AMORTISSEUR	RING	ANILLO
BUTTON	BOUTON	BUTTON	BOTÓN
HUB	ESSIEU	NABE	MAZO
BUSHING	ENTRETOISE	BUCHSE	BRUJULA
CAM	CAM	CAM	FAO
KIT	CONFECTION	SATZ	CONF.
BOX	BOITE	SCHACTEL	RECUADRO

Rullo spiral SP5N (2015)

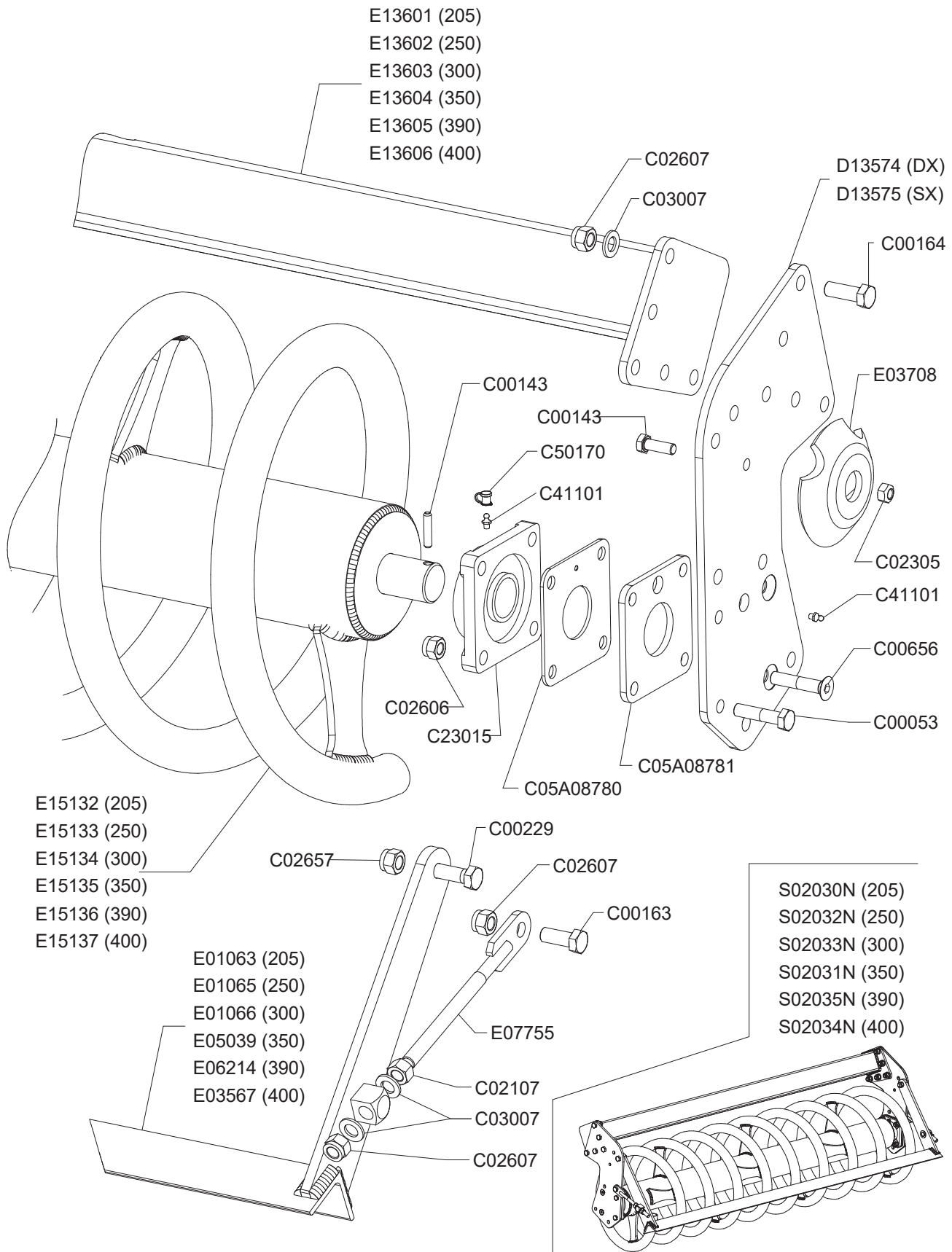
Spiral roller SP5N (2015)

Rouleau spiral SP5N (2015)

Spiral walze SP5N (2015)

Drawing Code: **100874_1**

Accessories: S00A00021 - S00A00023 - S00A00025 - S00A00028 - S00A00030 - S00A00032



100874_01



Rullo spiral SP5N (2015)

Spiral roller SP5N (2015)

Rouleau spiral SP5N (2015)

Spiral walze SP5N (2015)

Drawing Code: **100874_1**

Accessories: S00A00021 - S00A00023 - S00A00025 - S00A00028 - S00A00030 - S00A00032

N°	Code	Old.	Descrizione / Description	GB	FR	D	E
#	M80A00046	C00053	VITE TE 88 PG FP M14X60 ZINC UNI 5737	SCREW	VIS	SCHRAUBE	TORNILLO
#	M80A00130	C00143	VITE TE 88 PG FT M12X35 ZINC UNI 5739	SCREW	VIS	SCHRAUBE	TORNILLO
#	M80A00149	C00163	VITE TE 88 PG FT M16X40 ZINC UNI 5739	SCREW	VIS	SCHRAUBE	TORNILLO
#	M80A00150	C00164	VITE TE 88 PG FT M16X45 ZINC UNI 5739	SCREW	VIS	SCHRAUBE	TORNILLO
#	M80A00179	C00229	VITE TE 10.9 M16X1,5X45 ZINC F25	SCREW	VIS	SCHRAUBE	TORNILLO
#	M80A00300	C00656	VITE TSPEI 10.9 PG M14X60 ZINC UNI 5933	SCREW	VIS	SCHRAUBE	TORNILLO
#	M85A00030	C02107	DADO NORMALE 8 PG M16 UNI 5588 ZINC	NUT	BOULONS	NUT	DADO
#	M85A00050	C02305	DADO METALBLOC M12 X 1.75	NUT	BOULONS	NUT	DADO
#	M85A00079	C02606	DADO AUTOBLOC ALTO 8 M14 H=16 UNI 7473	NUT	BOULONS	NUT	DADO
#	M85A00080	C02607	DADO AUTOBLOC ALTO 8 M16 H=18 UNI 7473	NUT	BOULONS	NUT	DADO
#	M85A00089	C02657	DADO AUTOBLOC ALTO 8 M16X1,5 H=18 UNI 7473	NUT	BOULONS	NUT	DADO
#	M90A00010	C03007	RONDELLA PIANA D.17 DIN125-A ZINC.	WASHER	RONDELLE	UNTERLEGSCHIEBE	ARANDELLA
#	C05A08780		SCHERMO PIANO UCF-209 4MM	SCREEN	ECRAN	SCHIRM	PANTALLA
#	C05A08781		DISTANZIALE PIANO UCF 209 SP.8MM INGRAS.MAGG.	SPACER	ENTRETOISE	ABSTANDSTUECK	ESPACIADORES
#	M30A00007	C23015	SUPPORTO UCF 209	SUPPORT	SUPPORT	STUTZE	APOYO
#	MJ5A00001	C41101	INGRASSATORE M6X1 DIRITTO	GREASE NIPPLE	GRAISSOR	FETTBUECHSE	ENGRASADOR
#	G00A00001	C50170	PROTEZIONE INGRASSATORE D.6MM ROSSO	PROTECTION	PROTECTION	SCHUTZ	PROTECCIÓN
#	C15A00711	D13574	FIANCATA IMBULLONATA DESTRA RULLO SERIE 5	SIDE	LONG	NEBEN	JUNTO
#	C15A00712	D13575	FIANCATA IMBULLONATA SINISTRA RULLO SERIE 5	SIDE	LONG	NEBEN	JUNTO
#	C20A00087	E01063	TELAIO RASCHIATORE 205	FRAME	CHASSIS	RAHMEN	MARCO
#	C20A00089	E01065	TELAIO RASCHIATORE 250	FRAME	CHASSIS	RAHMEN	MARCO
#	C20A00090	E01066	TELAIO RASCHIATORE 300	FRAME	CHASSIS	RAHMEN	MARCO
#	C20A00652	E03567	TELAIO RASCHIATORE 400	FRAME	CHASSIS	RAHMEN	MARCO
#	C20A00698	E03708	TAMPONE CENTRALE RULLI DOPPI D.145X30	BUFFER	PRESSE	STOPFEN	TAMPON
#	C20A00950	E05039	TELAIO RASCHIATORE 350	FRAME	CHASSIS	RAHMEN	MARCO
#	C20A01139	E06214	TELAIO RASCHIATORE SP-390 (DX-800)	FRAME	CHASSIS	RAHMEN	MARCO
#	C20A01375	E07755	TIRANTE RASCHIATORE M16 CON PIASTRINA	TIE ROD	TIRANT	ZUGSTANGE	TIRANTE
#	C20A02117	E13601	TELAIO RULLO IMBULLONATO 200 SERIE 5	FRAME	CHASSIS	RAHMEN	MARCO
#	C20A02118	E13602	TELAIO RULLO IMBULLONATO 250 SERIE 5	FRAME	CHASSIS	RAHMEN	MARCO
#	C20A02119	E13603	TELAIO RULLO IMBULLONATO 300 SERIE 5	FRAME	CHASSIS	RAHMEN	MARCO
#	C20A02120	E13604	TELAIO RULLO IMBULLONATO 350 SERIE 5	FRAME	CHASSIS	RAHMEN	MARCO
#	C20A02121	E13605	TELAIO RULLO IMBULLONATO 390 SERIE 5	FRAME	CHASSIS	RAHMEN	MARCO
#	C20A02122	E13606	TELAIO RULLO IMBULLONATO 400 SERIE 5	FRAME	CHASSIS	RAHMEN	MARCO
#	C20A02356	E15132	RULLO SPIRAL SP5N-205	ROLLER	ROULEAU	WALZE	RODILLO
#	C20A02357	E15133	RULLO SPIRAL SP5N-250	ROLLER	ROULEAU	WALZE	RODILLO
#	C20A02358	E15134	RULLO SPIRAL SP5N-300	ROLLER	ROULEAU	WALZE	RODILLO
#	C20A02359	E15135	RULLO SPIRAL SP5N-350	ROLLER	ROULEAU	WALZE	RODILLO
#	C20A02360	E15136	RULLO SPIRAL SP5N-390 (DX-800)	ROLLER	ROULEAU	WALZE	RODILLO
#	C20A02361	E15137	RULLO SPIRAL SP5N-400	ROLLER	ROULEAU	WALZE	RODILLO
#	S00A00021	S02030N	RULLO SPIRAL SP5N 205 D.520 COMPLETO	ROLLER	ROULEAU	WALZE	RODILLO
#	S00A00023	S02031N	RULLO SPIRAL SP5N 350 D.520 COMPLETO	ROLLER	ROULEAU	WALZE	RODILLO
#	S00A00025	S02032N	RULLO SPIRAL SP5N 250 D.520 COMPLETO	ROLLER	ROULEAU	WALZE	RODILLO
#	S00A00028	S02033N	RULLO SPIRAL SP5N 300 D.520 COMPLETO	ROLLER	ROULEAU	WALZE	RODILLO
#	S00A00030	S02034N	RULLO SPIRAL SP5N 400 D.520 COMPLETO	ROLLER	ROULEAU	WALZE	RODILLO
#	S00A00032	S02035N	RULLO SPIRAL SP5N 390 DX D.520 COMPLETO	ROLLER	ROULEAU	WALZE	RODILLO

Rullo packer PK5N (2015)

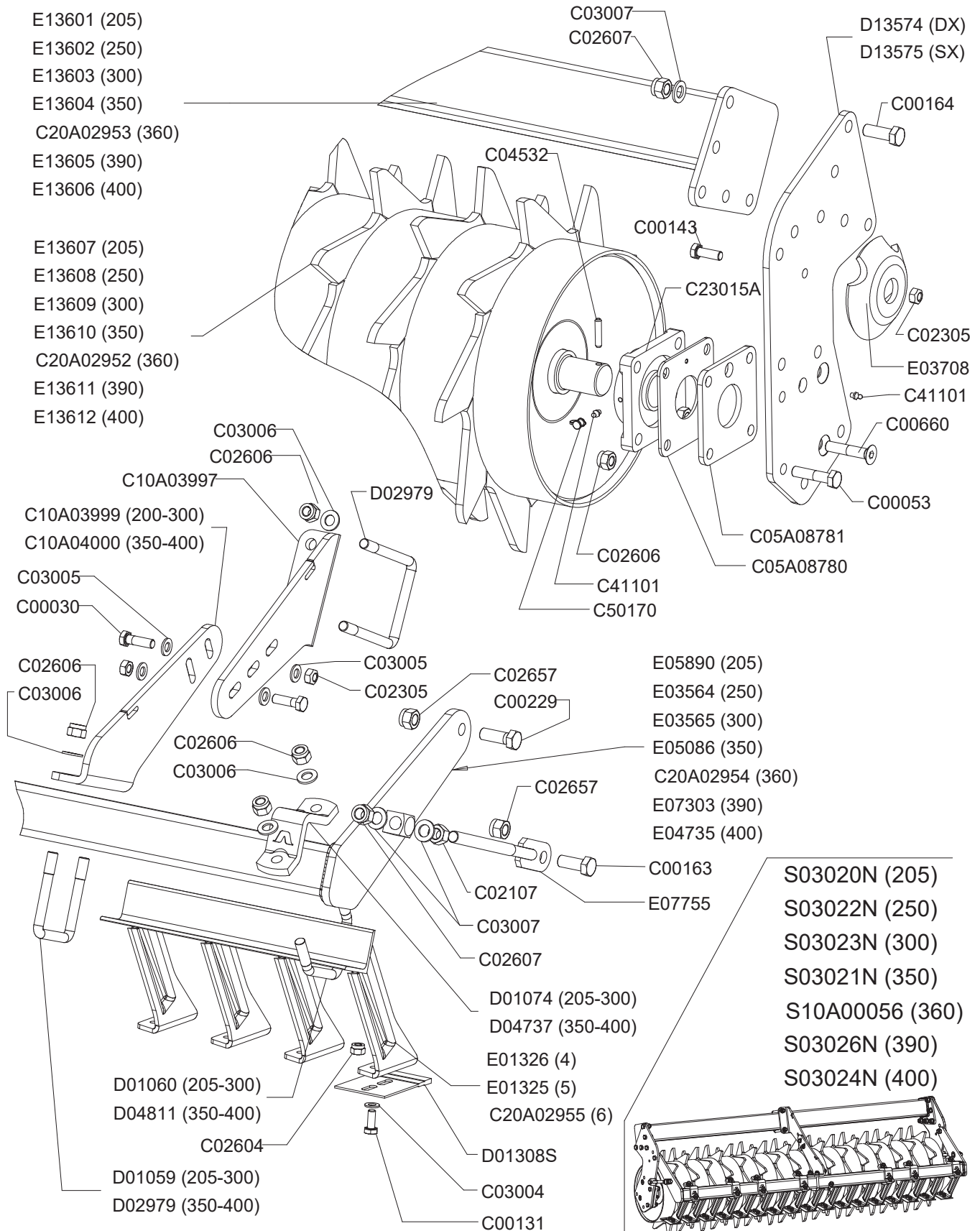
Packer roller PK5N (2015)

Rouleau packer PK5N (2015)

Packer walze PK5N (2015)

Drawing Code: **K00A01166_1**

Accessories: S10A00024 - S10A00028 - S10A00032 - S10A00036 - S10A00040 - S10A00045 - S10A000



K00A01166_01



Rullo packer PK5N (2015)

Packer roller PK5N (2015)

Rouleau packer PK5N (2015)

Packer walze PK5N (2015)

Drawing Code: **K00A01166_1**

Accessories: S10A00024 - S10A00028 - S10A00032 - S10A00036 - S10A00040 - S10A00045 - S10A000

N°	Code	Old.	Descrizione / Description	GB	FR	D	E
#	M80A00027	C00030	VITE TE 88 PG FP M12X40 ZINC UNI 5737	SCREW	VIS	SCHRAUBE	TORNILLO
#	M80A00046	C00053	VITE TE 88 PG FP M14X60 ZINC UNI 5737	SCREW	VIS	SCHRAUBE	TORNILLO
#	M80A00118	C00131	VITE TE 88 PG FT M10X25 ZINC UNI 5739	SCREW	VIS	SCHRAUBE	TORNILLO
#	M80A00130	C00143	VITE TE 88 PG FT M12X35 ZINC UNI 5739	SCREW	VIS	SCHRAUBE	TORNILLO
#	M80A00149	C00163	VITE TE 88 PG FT M16X40 ZINC UNI 5739	SCREW	VIS	SCHRAUBE	TORNILLO
#	M80A00150	C00164	VITE TE 88 PG FT M16X45 ZINC UNI 5739	SCREW	VIS	SCHRAUBE	TORNILLO
#	M80A00179	C00229	VITE TE 10.9 M16X1.5X45 ZINC F25	SCREW	VIS	SCHRAUBE	TORNILLO
#	M80A00304	C00660	VITE TSPEI 10.9 PG M14X70 UNI 5933	SCREW	VIS	SCHRAUBE	TORNILLO
#	M85A00030	C02107	DADO NORMALE 8 PG M16 UNI 5588 ZINC	NUT	BOULONS	NUT	DADO
#	M85A00050	C02305	DADO METALBLOC M12 X 1.75	NUT	BOULONS	NUT	DADO
#	M85A00077	C02604	DADO AUTOBLOC ALTO 8 M10 H=11.5 UNI 7473	NUT	BOULONS	NUT	DADO
#	M85A00079	C02606	DADO AUTOBLOC ALTO 8 M14 H=16 UNI 7473	NUT	BOULONS	NUT	DADO
#	M85A00080	C02607	DADO AUTOBLOC ALTO 8 M16 H=18 UNI 7473	NUT	BOULONS	NUT	DADO
#	M85A00089	C02657	DADO AUTOBLOC ALTO 8 M16X1,5 H=18 UNI 7473	NUT	BOULONS	NUT	DADO
#	M90A00007	C03004	RONDELLA PIANA D.10,5 DIN125-A ZINC.	WASHER	RONDELLE	UNTERLEGSSCHEIBE	ARANDELLA
#	M90A00008	C03005	RONDELLA PIANA D.13 DIN125-A ZINC.	WASHER	RONDELLE	UNTERLEGSSCHEIBE	ARANDELLA
#	M90A00009	C03006	RONDELLA PIANA D.15 DIN125-A ZINC.	WASHER	RONDELLE	UNTERLEGSSCHEIBE	ARANDELLA
#	M90A00010	C03007	RONDELLA PIANA D.17 DIN125-A ZINC.	WASHER	RONDELLE	UNTERLEGSSCHEIBE	ARANDELLA
#	MB0A00021	C04532	SPINA ELASTICA D.8X40	SOCKET	GOUPILLE	STECKER	PASADOR
#	C05A08780		SCHERMO PIANO UCF-209 4MM	SCREEN	ECRAN	SCHIRM	PANTALLA
#	C05A08781		DISTANZIALE PIANO UCF 209 SP.8MM INGRAS.MAGG.	SPACER	ENTRETOISE	ABSTANDSTUECK	ESPACIADORES
#	C10A03997		RINFORZO ANT. PULIRULLO P5/P51/PK5/PK6	REINFORCEMENT	RENFORT	VERSTAERKUNG	REFUERZO
#	C10A03999		RINFORZO POST. PULIRULLO P51/PK5 TUBO 70X70	REINFORCEMENT	RENFORT	VERSTAERKUNG	REFUERZO
#	C10A04000		RINFORZO POST. PULIRULLO P51/PK TUBO 100X100	REINFORCEMENT	RENFORT	VERSTAERKUNG	REFUERZO
#	C20A02952		RULLO PAKER IMBULLONATO PK5-360	ROLLER	ROULEAU	WALZE	RODILLO
#	C20A02953		TELAIO RULLO IMBULLONATO 360 SERIE 5	FRAME	CHASSIS	RAHMEN	MARCO
#	C20A02954		TELAIO PORTA SPATOLE PK5-360	FRAME	CHASSIS	RAHMEN	MARCO
#	C20A02955		PETTINE DA 6 ***	COMB	HERSE	KAMM	PEINE
#	M30A00008	C23015A	SUPPORTO UCF 209 CLASSE A	SUPPORT	SUPPORT	STUTZE	APOYO
#	MJ5A00001	C41101	INGRASSATORE M6X1 DIRITTO	GREASE NIPPLE	GRAISSOR	FETTBUECHSE	ENGRASADOR
#	G00A00001	C50170	PROTEZIONE INGRASSATORE D.6MM ROSSO	PROTECTION	PROTECTION	SCHUTZ	PROTECCIÓN
#	MD5A00002	D01059	CAVALLOTTO QUADRO M14 T70X70X105	PIN	CAVALLIER	STIFT	CAVALLOTTI
#	MD5A00003	D01060	CAVALLOTTO DIAGONALE M14 70X70	PIN	CAVALLIER	STIFT	CAVALLOTTI
#	C10A01096	D01074	MORSETTO DIAGONALE 70X70***	TERMINAL	TERMINAL	TERMINAL	TERMINALES
#	MK0A00028	D01308S	SPATOLA PULIRULLO PK ANTIUSURA (80X120)	SPATULA	Spatules	SPACHTEL	ESPÁTULASS
#	MD5A00010	D02979	CAVALLOTTO QUADRO M14 T100X100X135	PIN	CAVALLIER	STIFT	CAVALLOTTI
#	C10A01502	D04737	MORSETTO DIAGONALE TUBO 100 I=150 ***	TERMINAL	TERMINAL	TERMINAL	TERMINALES
#	MD5A00015	D04811	CAVALLOTTO DIAGONALE M14 100X100	PIN	CAVALLIER	STIFT	CAVALLOTTI
#	C15A00711	D13574	FIANCATA IMBULLONATA DESTRA RULLO SERIE 5	SIDE	LONG	NEBEN	JUNTO
#	C15A00712	D13575	FIANCATA IMBULLONATA SINISTRA RULLO SERIE 5	SIDE	LONG	NEBEN	JUNTO
#	C20A00159	E01325	PETTINE DA 5 ***	COMB	HERSE	KAMM	PEINE
#	C20A00161	E01326	PETTINE DA 4 ***	COMB	HERSE	KAMM	PEINE
#	C20A00649	E03564	TELAIO PORTA SPATOLE PK4-250	FRAME	CHASSIS	RAHMEN	MARCO
#	C20A00650	E03565	TELAIO PORTA SPATOLE PK4-300 ***	FRAME	CHASSIS	RAHMEN	MARCO
#	C20A00698	E03708	TAMPONE CENTRALE RULLI DOPPI D.145X30	BUFFER	PRESSE	STOPFEN	TAMPON
#	C20A00894	E04735	TELAIO PORTA SPATOLE PK4-400 100X100	FRAME	CHASSIS	RAHMEN	MARCO
#	C20A01079	E05890	TELAIO PORTA SPATOLE PK4-205	FRAME	CHASSIS	RAHMEN	MARCO
#	C20A01320	E07303	TELAIO PORTA SPATOLE PK4-390 100X100	FRAME	CHASSIS	RAHMEN	MARCO
#	C20A01375	E07755	TIRANTE RASCHIATORE M16 CON PIASTRINA	TIE ROD	TIRANT	ZUGSTANGE	TIRANTE

Copyright © 2009 Alpego s.p.a. ®

Tutti i diritti sono riservati. È vietata espressamente la ristampa o l'uso non autorizzato senza permesso scritto dalla Alpego s.p.a.

Tous droits réservés. Toute réimpression ou utilisation non autorisée sans la permission écrite de la Alpego s.p.a. est formellement interdite

Alle Rechte vorbehalten. Nachdruck, Vervielfältigung und Verbreitung, auch auszugsweise, ist ohne schriftliche Genehmigung der Alpego s.p.a.

Al rights reserved. Any reprinting or unauthorized use without the written permission of Alpego s.p.a. is expressly prohibited

Todos los derechos reservados. Toda reproducción o uso no autorizado sin el consentimiento escrito de Alpego s.p.a. quedan expresamente prohibidos

01/07/2019

Rullo packer PK5N (2015)

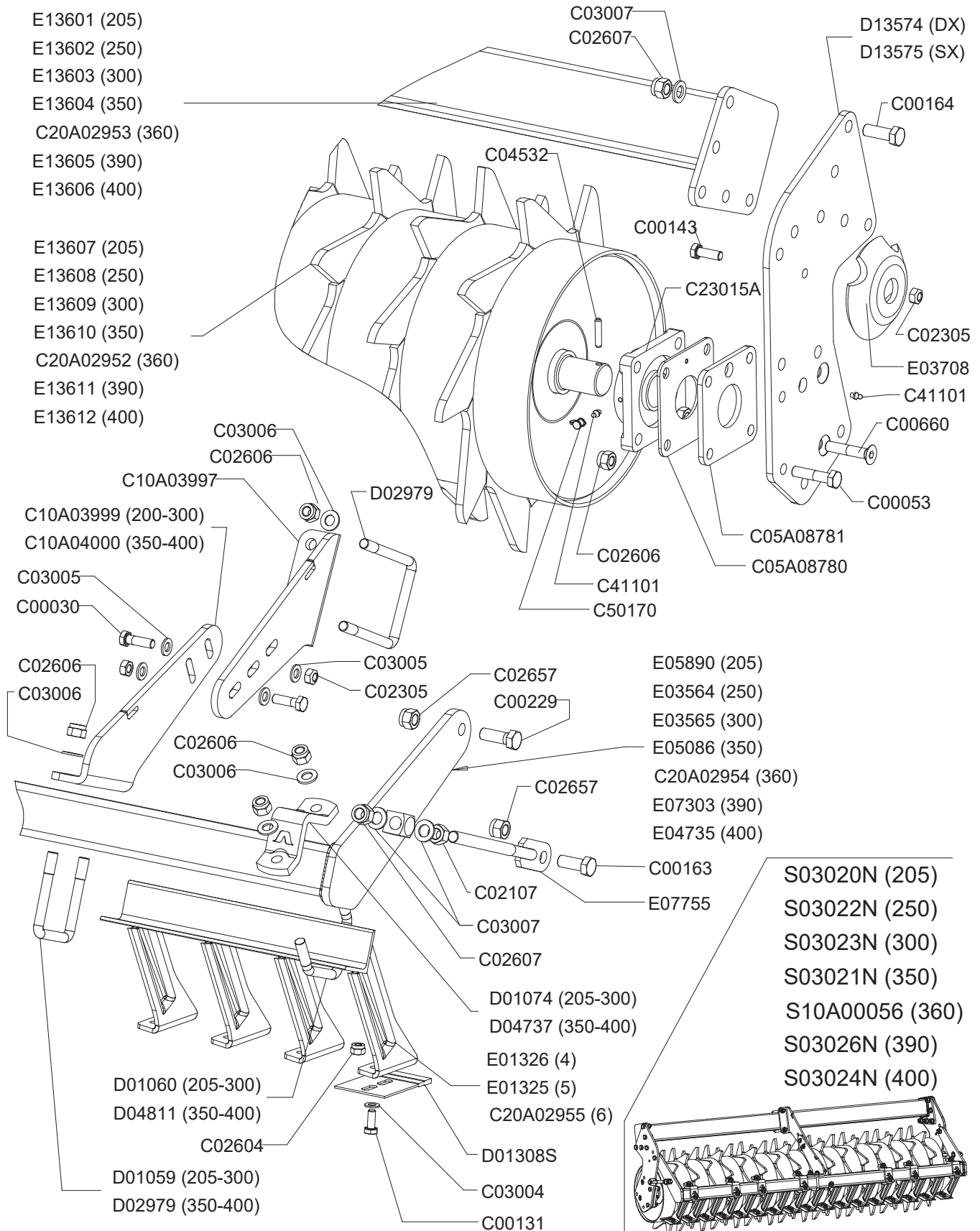
Packer roller PK5N (2015)

Rouleau packer PK5N (2015)

Packer walze PK5N (2015)

Drawing Code: **K00A01166_1**

Accessories: S10A00024 - S10A00028 - S10A00032 - S10A00036 - S10A00040 - S10A00045 - S10A000



K00A01166_01



Rullo packer PK5N (2015)

Packer roller PK5N (2015)

Rouleau packer PK5N (2015)

Packer walze PK5N (2015)

Drawing Code: **K00A01166_1**

Accessories: S10A00024 - S10A00028 - S10A00032 - S10A00036 - S10A00040 - S10A00045 - S10A000

N°	Code	Old.	Descrizione / Description	GB	FR	D	E
#	C20A02117	E13601	TELAIO RULLO IMBULLONATO 200 SERIE 5	FRAME	CHASSIS	RAHMEN	MARCO
#	C20A02118	E13602	TELAIO RULLO IMBULLONATO 250 SERIE 5	FRAME	CHASSIS	RAHMEN	MARCO
#	C20A02119	E13603	TELAIO RULLO IMBULLONATO 300 SERIE 5	FRAME	CHASSIS	RAHMEN	MARCO
#	C20A02120	E13604	TELAIO RULLO IMBULLONATO 350 SERIE 5	FRAME	CHASSIS	RAHMEN	MARCO
#	C20A02121	E13605	TELAIO RULLO IMBULLONATO 390 SERIE 5	FRAME	CHASSIS	RAHMEN	MARCO
#	C20A02122	E13606	TELAIO RULLO IMBULLONATO 400 SERIE 5	FRAME	CHASSIS	RAHMEN	MARCO
#	C20A02123	E13607	RULLO PAKER IMBULLONATO PK5-205	ROLLER	ROULEAU	WALZE	RODILLO
#	C20A02124	E13608	RULLO PAKER IMBULLONATO PK5-250	ROLLER	ROULEAU	WALZE	RODILLO
#	C20A02125	E13609	RULLO PAKER IMBULLONATO PK5-300	ROLLER	ROULEAU	WALZE	RODILLO
#	C20A02126	E13610	RULLO PAKER IMBULLONATO PK4-350	ROLLER	ROULEAU	WALZE	RODILLO
#	C20A02127	E13611	RULLO PAKER IMBULLONATO PK4-390	ROLLER	ROULEAU	WALZE	RODILLO
#	C20A02128	E13612	RULLO PAKER IMBULLONATO PK4-400	ROLLER	ROULEAU	WALZE	RODILLO
#	S10A00024	S03020N	RULLO PACKER PK5-205 D.520	ROLLER	ROULEAU	WALZE	RODILLO
#	S10A00028	S03021N	RULLO PACKER PK5-350 D.520	ROLLER	ROULEAU	WALZE	RODILLO
#	S10A00032	S03022N	RULLO PACKER PK5-250 D.520	ROLLER	ROULEAU	WALZE	RODILLO
#	S10A00036	S03023N	RULLO PACKER PK5-300 D.520	ROLLER	ROULEAU	WALZE	RODILLO
#	S10A00040	S03024N	RULLO PACKER PK5-400 D.520	ROLLER	ROULEAU	WALZE	RODILLO
#	S10A00045	S03026N	RULLO PACKER PK5-390 D.520 - DX800	ROLLER	ROULEAU	WALZE	RODILLO
#	S10A00056		RULLO PACKER PK5-360 D.520	ROLLER	ROULEAU	WALZE	RODILLO

Rullo packer PK6N (2015)

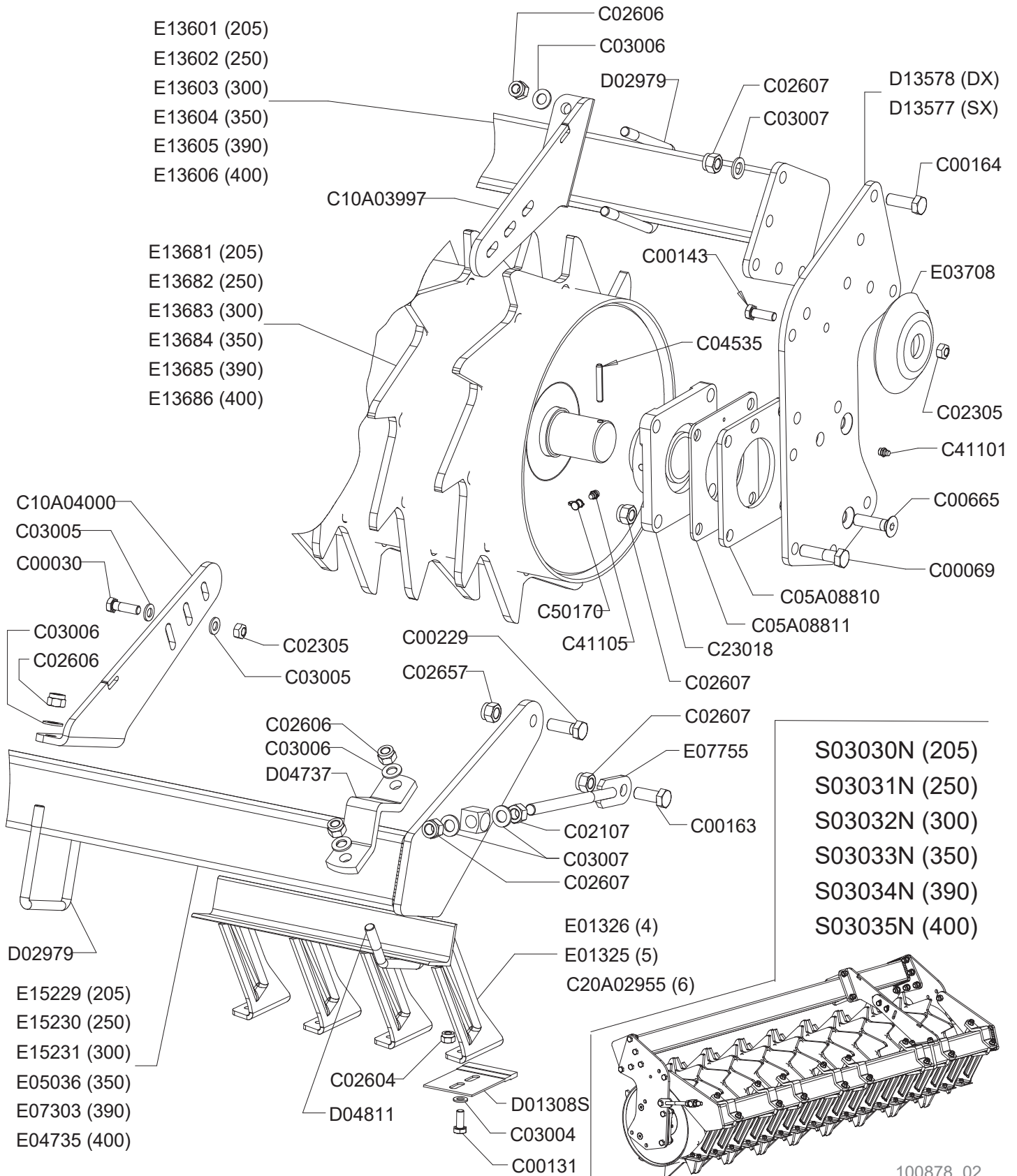
Packer roller PK6N (2015)

Rouleau packer PK6N (2015)

Packer walze PK6N (2015)

Drawing Code: **100878_2**

Accessories: S10A00048 - S10A00050 - S10A00052 - S10A00053 - S10A00054 - S10A00055



100878_02



Rullo packer PK6N (2015)

Packer roller PK6N (2015)

Rouleau packer PK6N (2015)

Packer walze PK6N (2015)

Drawing Code: **100878_2**

Accessories: S10A00048 - S10A00050 - S10A00052 - S10A00053 - S10A00054 - S10A00055

N°	Code	Old.	Descrizione / Description	GB	FR	D	E
#	M80A00027	C00030	VITE TE 88 PG FP M12X40 ZINC UNI 5737	SCREW	VIS	SCHRAUBE	TORNILLO
#	M80A00062	C00069	VITE TE 88 PG FP M16x60 ZINC UNI 5737	SCREW	VIS	SCHRAUBE	TORNILLO
#	M80A00118	C00131	VITE TE 88 PG FT M10X25 ZINC UNI 5739	SCREW	VIS	SCHRAUBE	TORNILLO
#	M80A00130	C00143	VITE TE 88 PG FT M12X35 ZINC UNI 5739	SCREW	VIS	SCHRAUBE	TORNILLO
#	M80A00149	C00163	VITE TE 88 PG FT M16X40 ZINC UNI 5739	SCREW	VIS	SCHRAUBE	TORNILLO
#	M80A00150	C00164	VITE TE 88 PG FT M16X45 ZINC UNI 5739	SCREW	VIS	SCHRAUBE	TORNILLO
#	M80A00179	C00229	VITE TE 10.9 M16X1.5X45 ZINC F25	SCREW	VIS	SCHRAUBE	TORNILLO
#	M80A00309	C00665	VITE TSPEI 10.9 PG M16X60 ZINC UNI 5933	SCREW	VIS	SCHRAUBE	TORNILLO
#	M85A00030	C02107	DADO NORMALE 8 PG M16 UNI 5588 ZINC	NUT	BOULONS	NUT	DADO
#	M85A00050	C02305	DADO METALBLOC M12 X 1.75	NUT	BOULONS	NUT	DADO
#	M85A00077	C02604	DADO AUTOBLOC ALTO 8 M10 H=11.5 UNI 7473	NUT	BOULONS	NUT	DADO
#	M85A00079	C02606	DADO AUTOBLOC ALTO 8 M14 H=16 UNI 7473	NUT	BOULONS	NUT	DADO
#	M85A00080	C02607	DADO AUTOBLOC ALTO 8 M16 H=18 UNI 7473	NUT	BOULONS	NUT	DADO
#	M85A00089	C02657	DADO AUTOBLOC ALTO 8 M16X1,5 H=18 UNI 7473	NUT	BOULONS	NUT	DADO
#	M90A00007	C03004	RONDELLA PIANA D.10,5 DIN125-A ZINC.	WASHER	RONDELLE	UNTERLEGSSCHEIBE	ARANDELLA
#	M90A00008	C03005	RONDELLA PIANA D.13 DIN125-A ZINC.	WASHER	RONDELLE	UNTERLEGSSCHEIBE	ARANDELLA
#	M90A00009	C03006	RONDELLA PIANA D.15 DIN125-A ZINC.	WASHER	RONDELLE	UNTERLEGSSCHEIBE	ARANDELLA
#	M90A00010	C03007	RONDELLA PIANA D.17 DIN125-A ZINC.	WASHER	RONDELLE	UNTERLEGSSCHEIBE	ARANDELLA
#	MB0A00024	C04535	SPINA ELASTICA D.8X55	SOCKET	GOUPILLE	STECKER	PASADOR
#	C05A08810		DISTANZIALE PIANO UCF 212 SP 8MM	SPACER	ENTRETOISE	ABSTANDSTUECK	ESPACIADORES
#	C05A08811		SCHERMO PIANO UCF-212 4MM	SCREEN	ECRAN	SCHIRM	PANTALLA
#	C10A03997		RINFORZO ANT. PULIRULLO P5/P51/PK5/PK6	REINFORCEMENT	RENFORT	VERSTAERKUNG	REFUERZO
#	C10A04000		RINFORZO POST. PULIRULLO P51/PK TUBO 100X100	REINFORCEMENT	RENFORT	VERSTAERKUNG	REFUERZO
#	C20A02955		PETTINE DA 6 ***	COMB	HERSE	KAMM	PEINE
#	M30A00011	C23018	SUPPORTO UCF 212 CLASSE A	SUPPORT	SUPPORT	STUTZE	APOYO
#	MJ5A00001	C41101	INGRASSATORE M6X1 DIRITTO	GREASE NIPPLE	GRAISSOR	FETTBUECHSE	ENGRASADOR
#	MJ5A00005	C41105	INGRASSATORE M10X1 DIRITTO	GREASE NIPPLE	GRAISSOR	FETTBUECHSE	ENGRASADOR
#	G00A00001	C50170	PROTEZIONE INGRASSATORE D.6MM ROSSO	PROTECTION	PROTECTION	SCHUTZ	PROTECCIÓN
#	MK0A00028	D01308S	SPATOLA PULIRULLO PK ANTIUSURA (80X120)	SPATULA	Spatules	SPACHTEL	ESPÁTULASS
#	MD5A00010	D02979	CAVALLOTTO QUADRO M14 T100X100X135	PIN	CAVALLIER	STIFT	CAVALLOTTI
#	C10A01502	D04737	MORSETTO DIAGONALE TUBO 100 I=150 ***	TERMINAL	TERMINAL	TERMINAL	TERMINALES
#	MD5A00015	D04811	CAVALLOTTO DIAGONALE M14 100X100	PIN	CAVALLIER	STIFT	CAVALLOTTI
#	C15A00713	D13577	FIANCATA IMBULLONATA SINISTRA RULLO PK6	SIDE	LONG	NEBEN	JUNTO
#	C15A00714	D13578	FIANCATA IMBULLONATA DESTRA RULLO PK6	SIDE	LONG	NEBEN	JUNTO
#	C20A00159	E01325	PETTINE DA 5 ***	COMB	HERSE	KAMM	PEINE
#	C20A00161	E01326	PETTINE DA 4 ***	COMB	HERSE	KAMM	PEINE
#	C20A00698	E03708	TAMPONE CENTRALE RULLI DOPPI D.145X30	BUFFER	PRESSE	STOPFEN	TAMPON
#	C20A00894	E04735	TELAIO PORTA SPATOLE PK4-400 100X100	FRAME	CHASSIS	RAHMEN	MARCO
#	C20A00948	E05036	TELAIO PORTA SPATOLE PK4-350 100X100	FRAME	CHASSIS	RAHMEN	MARCO
#	C20A01320	E07303	TELAIO PORTA SPATOLE PK4-390 100X100	FRAME	CHASSIS	RAHMEN	MARCO
#	C20A01375	E07755	TIRANTE RASCHIATORE M16 CON PIASTRINA	TIE ROD	TIRANT	ZUGSTANGE	TIRANTE
#	C20A02117	E13601	TELAIO RULLO IMBULLONATO 200 SERIE 5	FRAME	CHASSIS	RAHMEN	MARCO
#	C20A02118	E13602	TELAIO RULLO IMBULLONATO 250 SERIE 5	FRAME	CHASSIS	RAHMEN	MARCO
#	C20A02119	E13603	TELAIO RULLO IMBULLONATO 300 SERIE 5	FRAME	CHASSIS	RAHMEN	MARCO
#	C20A02120	E13604	TELAIO RULLO IMBULLONATO 350 SERIE 5	FRAME	CHASSIS	RAHMEN	MARCO
#	C20A02121	E13605	TELAIO RULLO IMBULLONATO 390 SERIE 5	FRAME	CHASSIS	RAHMEN	MARCO
#	C20A02122	E13606	TELAIO RULLO IMBULLONATO 400 SERIE 5	FRAME	CHASSIS	RAHMEN	MARCO
#	C20A02139	E13681	RULLO PAKER IMBULLONATO PK6-205	ROLLER	ROULEAU	WALZE	RODILLO
#	C20A02140	E13682	RULLO PAKER IMBULLONATO PK6-250	ROLLER	ROULEAU	WALZE	RODILLO

Copyright © 2009 Alpego s.p.a. ®

Tutti i diritti sono riservati. È vietata espressamente la ristampa o l'uso non autorizzato senza permesso scritto dalla Alpego s.p.a.

Tous droits réservés. Toute réimpression ou utilisation non autorisée sans la permission écrite de la Alpego s.p.a. est formellement interdite

Alle Rechte vorbehalten. Nachdruck, Vervielfältigung und Verbreitung, auch auszugsweise, ist ohne schriftliche Genehmigung der Alpego s.p.a.

Al rights reserved. Any reprinting or unauthorized use without the written permission of Alpego s.p.a. is expressly prohibited

Todos los derechos reservados. Toda reproducción o uso no autorizado sin el consentimiento escrito de Alpego s.p.a. quedan expresamente prohibidos

01/07/2019

Rullo packer PK6N (2015)

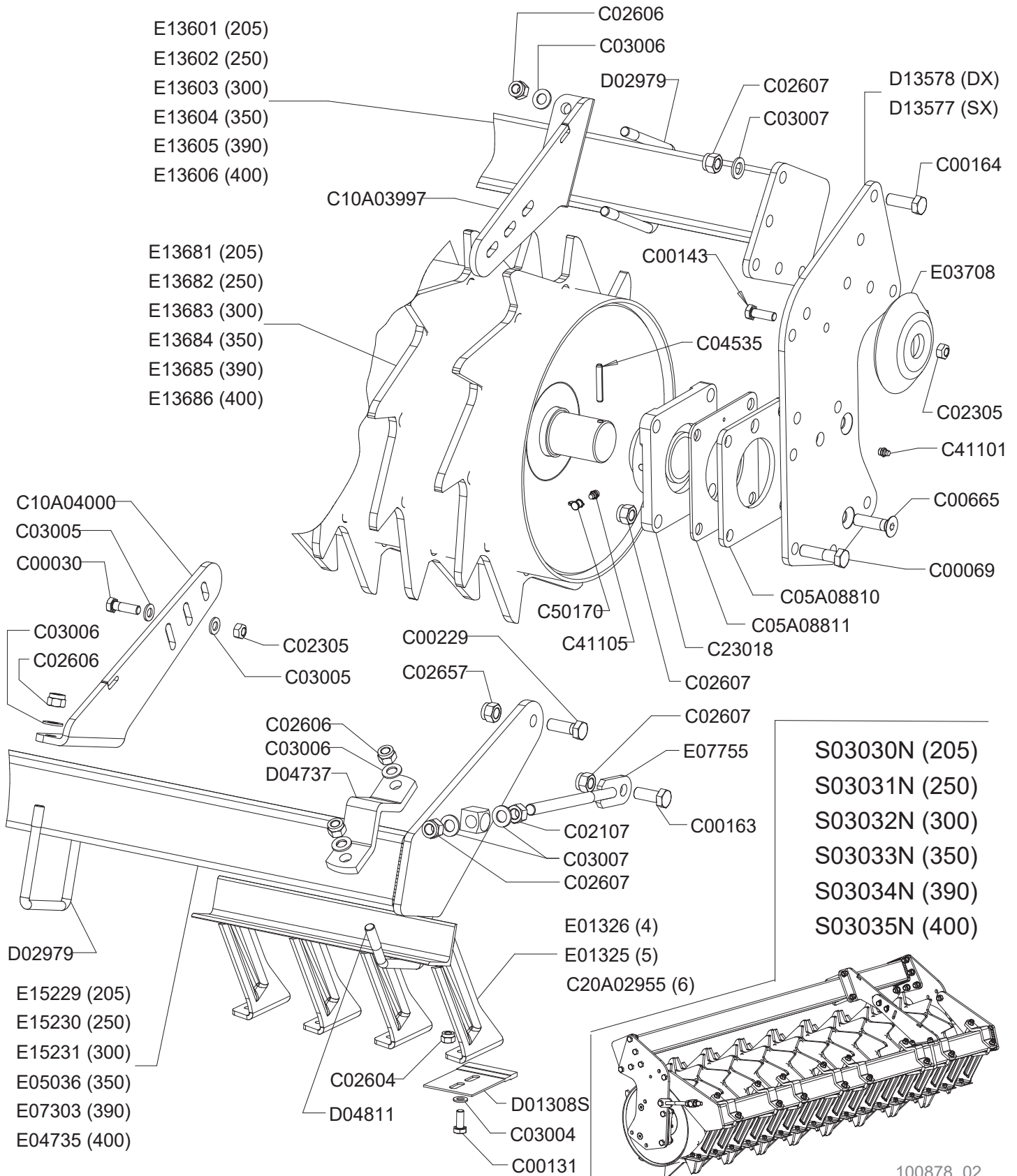
Packer roller PK6N (2015)

Rouleau packer PK6N (2015)

Packer walze PK6N (2015)

Drawing Code: **100878_2**

Accessories: S10A00048 - S10A00050 - S10A00052 - S10A00053 - S10A00054 - S10A00055



100878_02



Rullo packer PK6N (2015)

Packer roller PK6N (2015)

Rouleau packer PK6N (2015)

Packer walze PK6N (2015)

Drawing Code: **100878_2**

Accessories: S10A00048 - S10A00050 - S10A00052 - S10A00053 - S10A00054 - S10A00055

N°	Code	Old.	Descrizione / Description
#	C20A02141	E13683	RULLO PAKER IMBULLONATO PK6-300
#	C20A02142	E13684	RULLO PAKER IMBULLONATO PK6-350
#	C20A02143	E13685	RULLO PAKER IMBULLONATO PK6-390
#	C20A02144	E13686	RULLO PAKER IMBULLONATO PK6-400
#	C20A02373	E15229	TELAIO PORTA SPATOLE PK6N-205 100x100
#	C20A02374	E15230	TELAIO PORTA SPATOLE PK6N-250 100x100
#	C20A02375	E15231	TELAIO PORTA SPATOLE PK6N-300 100x100
#	S10A00048	S03030N	RULLO PACKER PK6 205
#	S10A00050	S03031N	RULLO PACKER PK6 250
#	S10A00052	S03032N	RULLO PACKER PK6 300
#	S10A00053	S03033N	RULLO PACKER PK6 350
#	S10A00054	S03034N	RULLO PACKER PK6 390
#	S10A00055	S03035N	RULLO PACKER PK6 400

GB	FR	D	E
ROLLER	ROULEAU	WALZE	RODILLO
ROLLER	ROULEAU	WALZE	RODILLO
ROLLER	ROULEAU	WALZE	RODILLO
ROLLER	ROULEAU	WALZE	RODILLO
FRAME	CHASSIS	RAHMEN	MARCO
FRAME	CHASSIS	RAHMEN	MARCO
FRAME	CHASSIS	RAHMEN	MARCO
ROLLER	ROULEAU	WALZE	RODILLO
ROLLER	ROULEAU	WALZE	RODILLO
ROLLER	ROULEAU	WALZE	RODILLO
ROLLER	ROULEAU	WALZE	RODILLO
ROLLER	ROULEAU	WALZE	RODILLO
ROLLER	ROULEAU	WALZE	RODILLO

Rullo spuntoni P5N (2015)

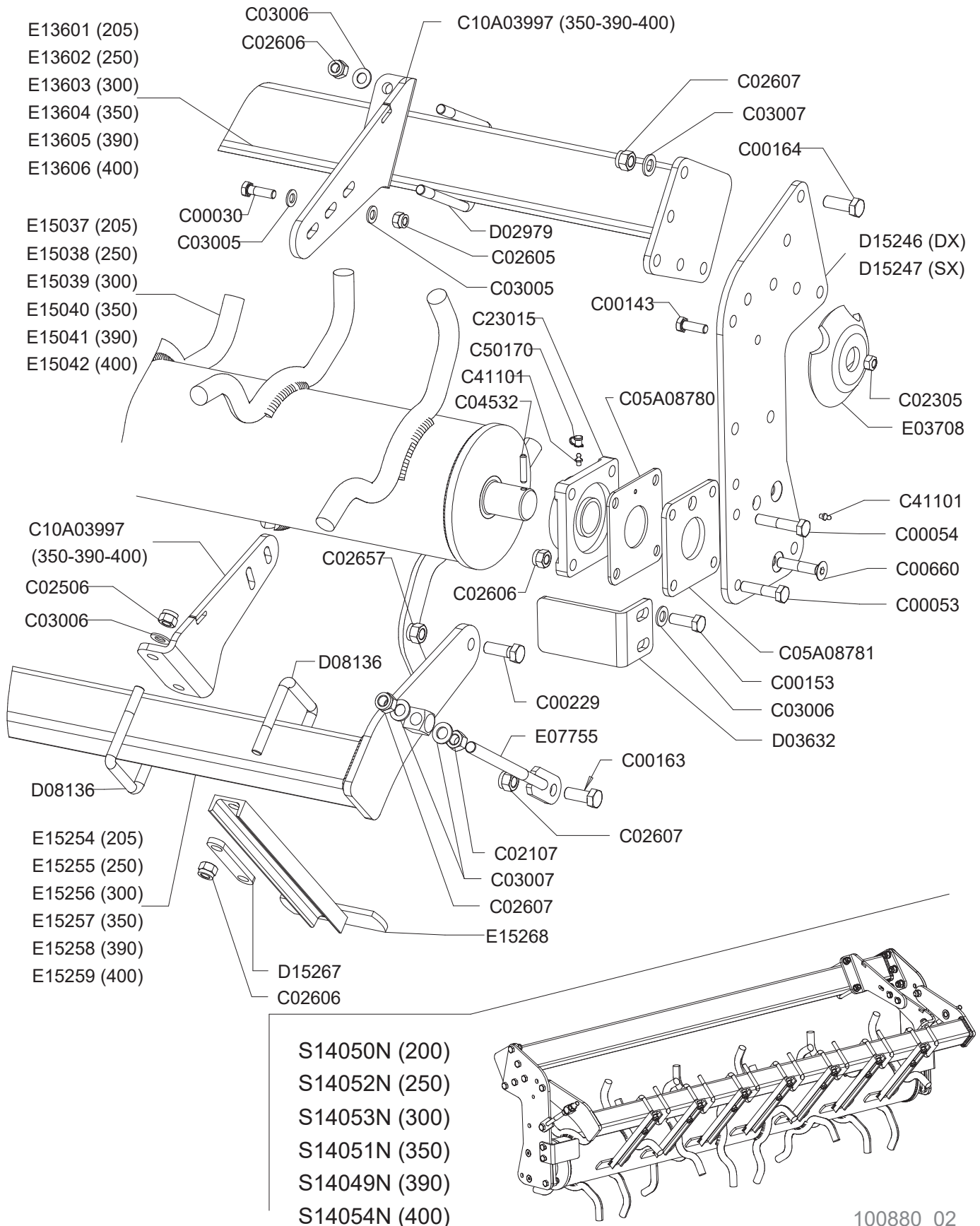
Spike roller P5N (2015)

Rouleau a pointes P5N (2015)

Zinken walze P5N (2015)

Drawing Code: **100880_2**

Accessories: S15A00038 - S15A00040 - S15A00042 - S15A00044 - S15A00046 - S15A00048



100880_02



Rullo spuntoni P5N (2015)

Spike roller P5N (2015)

Rouleau a pointes P5N (2015)

Zinken walze P5N (2015)

Drawing Code: **100880_2**

Accessories: S15A00038 - S15A00040 - S15A00042 - S15A00044 - S15A00046 - S15A00048

N°	Code	Old.	Descrizione / Description	GB	FR	D	E
#	M80A00027	C00030	VITE TE 88 PG FP M12X40 ZINC UNI 5737	SCREW	VIS	SCHRAUBE	TORNILLO
#	M80A00046	C00053	VITE TE 88 PG FP M14X60 ZINC UNI 5737	SCREW	VIS	SCHRAUBE	TORNILLO
#	M80A00047	C00054	VITE TE 88 PG FP M14X70 ZINC UNI 5737	SCREW	VIS	SCHRAUBE	TORNILLO
#	M80A00130	C00143	VITE TE 88 PG FT M12X35 ZINC UNI 5739	SCREW	VIS	SCHRAUBE	TORNILLO
#	M80A00138	C00153	VITE TE 88 PG FT M14X40 ZINC UNI 5739	SCREW	VIS	SCHRAUBE	TORNILLO
#	M80A00149	C00163	VITE TE 88 PG FT M16X40 ZINC UNI 5739	SCREW	VIS	SCHRAUBE	TORNILLO
#	M80A00150	C00164	VITE TE 88 PG FT M16X45 ZINC UNI 5739	SCREW	VIS	SCHRAUBE	TORNILLO
#	M80A00179	C00229	VITE TE 10.9 M16X1.5X45 ZINC F25	SCREW	VIS	SCHRAUBE	TORNILLO
#	M80A00304	C00660	VITE TSPEI 10.9 PG M14X70 UNI 5933	SCREW	VIS	SCHRAUBE	TORNILLO
#	M85A00030	C02107	DADO NORMALE 8 PG M16 UNI 5588 ZINC	NUT	BOULONS	NUT	DADO
#	M85A00050	C02305	DADO METALBLOC M12 X 1.75	NUT	BOULONS	NUT	DADO
#	M85A00059	C02506	DADO AUTOBLOC BASSO 8 PG M14 H=14 UNI 7474	NUT	BOULONS	NUT	DADO
#	M85A00078	C02605	DADO AUTOBLOC ALTO 8 M12 H=14 UNI 7473	NUT	BOULONS	NUT	DADO
#	M85A00079	C02606	DADO AUTOBLOC ALTO 8 M14 H=16 UNI 7473	NUT	BOULONS	NUT	DADO
#	M85A00080	C02607	DADO AUTOBLOC ALTO 8 M16 H=18 UNI 7473	NUT	BOULONS	NUT	DADO
#	M85A00089	C02657	DADO AUTOBLOC ALTO 8 M16X1.5 H=18 UNI 7473	NUT	BOULONS	NUT	DADO
#	M90A00008	C03005	RONDELLA PIANA D.13 DIN125-A ZINC.	WASHER	RONDELLE	UNTERLEGSSCHEIBE	ARANDELLA
#	M90A00009	C03006	RONDELLA PIANA D.15 DIN125-A ZINC.	WASHER	RONDELLE	UNTERLEGSSCHEIBE	ARANDELLA
#	M90A00010	C03007	RONDELLA PIANA D.17 DIN125-A ZINC.	WASHER	RONDELLE	UNTERLEGSSCHEIBE	ARANDELLA
#	MB0A00021	C04532	SPINA ELASTICA D.8X40	SOCKET	GOUPILLE	STECKER	PASADOR
#	C05A08780		SCHERMO PIANO UCF-209 4MM	SCREEN	ECRAN	SCHIRM	PANTALLA
#	C05A08781		DISTANZIALE PIANO UCF 209 SP.8MM INGRAS.MAGG.	SPACER	ENTRETOISE	ABSTANDSTUECK	ESPACIADORES
#	C10A03997		RINFORZO ANT. PULIRULLO P5/P51/PK5/PK6	REINFORCEMENT	RENFORT	VERSTAERKUNG	REFUERZO
#	M30A00007	C23015	SUPPORTO UCF 209	SUPPORT	SUPPORT	STUTZE	APOYO
#	MJ5A00001	C41101	INGRASSATORE M6X1 DIRITTO	GREASE NIPPLE	GRAISSOR	FETTBUECHSE	ENGRASADOR
#	G00A00001	C50170	PROTEZIONE INGRASSATORE D.6MM ROSSO	PROTECTION	PROTECTION	SCHUTZ	PROTECCIÓN
#	MD5A00010	D02979	CAVALLOTTO QUADRO M14 T100X100X135	PIN	CAVALLIER	STIFT	CAVALLOTTI
#	C10A01360	D03632	PULIRULLO SPUNTONI ESTERNO P2/P-5/P-41	ROLLER SCRAPER	DECROTTEUR ROULEAU	WALZENABSTREIFER	POLIRULO
#	MD5A00019	D08136	CAVALLOTTO QUADRO M14 T80X80X110	PIN	CAVALLIER	STIFT	CAVALLOTTI
#	C15A00772	D15246	FIANCATA SMONTABILE DESTRA RULLO P5N	SIDE	LONG	NEBEN	JUNTO
#	C05A07826	D15267	PIATTO RINF. PULIRULLO P5N 10MM	METAL STRAP	METAL DEPLOYE	BANDEISEN	PLATILLO
#	C20A00698	E03708	TAMPONE CENTRALE RULLI DOPPI D.145X30	BUFFER	PRESSE	STOPFEN	TAMPON
#	C20A01375	E07755	TIRANTE RASCHIATORE M16 CON PIASTRINA	TIE ROD	TIRANT	ZUGSTANGE	TIRANTE
#	C20A02117	E13601	TELAIO RULLO IMBULLONATO 200 SERIE 5	FRAME	CHASSIS	RAHMEN	MARCO
#	C20A02118	E13602	TELAIO RULLO IMBULLONATO 250 SERIE 5	FRAME	CHASSIS	RAHMEN	MARCO
#	C20A02119	E13603	TELAIO RULLO IMBULLONATO 300 SERIE 5	FRAME	CHASSIS	RAHMEN	MARCO
#	C20A02120	E13604	TELAIO RULLO IMBULLONATO 350 SERIE 5	FRAME	CHASSIS	RAHMEN	MARCO
#	C20A02121	E13605	TELAIO RULLO IMBULLONATO 390 SERIE 5	FRAME	CHASSIS	RAHMEN	MARCO
#	C20A02122	E13606	TELAIO RULLO IMBULLONATO 400 SERIE 5	FRAME	CHASSIS	RAHMEN	MARCO
#	C20A02326	E15037	RULLO SPUNTONI P5N-205	ROLLER	ROULEAU	WALZE	RODILLO
#	C20A02327	E15038	RULLO SPUNTONI P5N-250	ROLLER	ROULEAU	WALZE	RODILLO
#	C20A02328	E15039	RULLO SPUNTONI P5N-300	ROLLER	ROULEAU	WALZE	RODILLO
#	C20A02329	E15040	RULLO SPUNTONI P5N-350	ROLLER	ROULEAU	WALZE	RODILLO
#	C20A02330	E15041	RULLO SPUNTONI P5N-390	ROLLER	ROULEAU	WALZE	RODILLO
#	C20A02331	E15042	RULLO SPUNTONI P5N-400	ROLLER	ROULEAU	WALZE	RODILLO
#	C20A02381	E15254	TELAIO PULIRULLO P5N-205	FRAME	CHASSIS	RAHMEN	MARCO
#	C20A02382	E15255	TELAIO PULIRULLO P5N-250	FRAME	CHASSIS	RAHMEN	MARCO
#	C20A02383	E15256	TELAIO PULIRULLO P5N-300	FRAME	CHASSIS	RAHMEN	MARCO
#	C20A02384	E15257	TELAIO PULIRULLO P5N-350	FRAME	CHASSIS	RAHMEN	MARCO

Copyright © 2009 Alpego s.p.a. ®

Tutti i diritti sono riservati. È vietata espressamente la ristampa o l'uso non autorizzato senza permesso scritto dalla Alpego s.p.a.

Tous droits réservés. Toute réimpression ou utilisation non autorisée sans la permission écrite de la Alpego s.p.a. est formellement interdite

Alle Rechte vorbehalten. Nachdruck, Vervielfältigung und Verbreitung, auch auszugsweise, ist ohne schriftliche Genehmigung der Alpego s.p.a.

Al rights reserved. Any reprinting or unauthorized use without the written permission of Alpego s.p.a. is expressly prohibited

Todos los derechos reservados. Toda reproducción o uso no autorizado sin el consentimiento escrito de Alpego s.p.a. quedan expresamente prohibidos

01/07/2019

Rullo spuntoni P5N (2015)

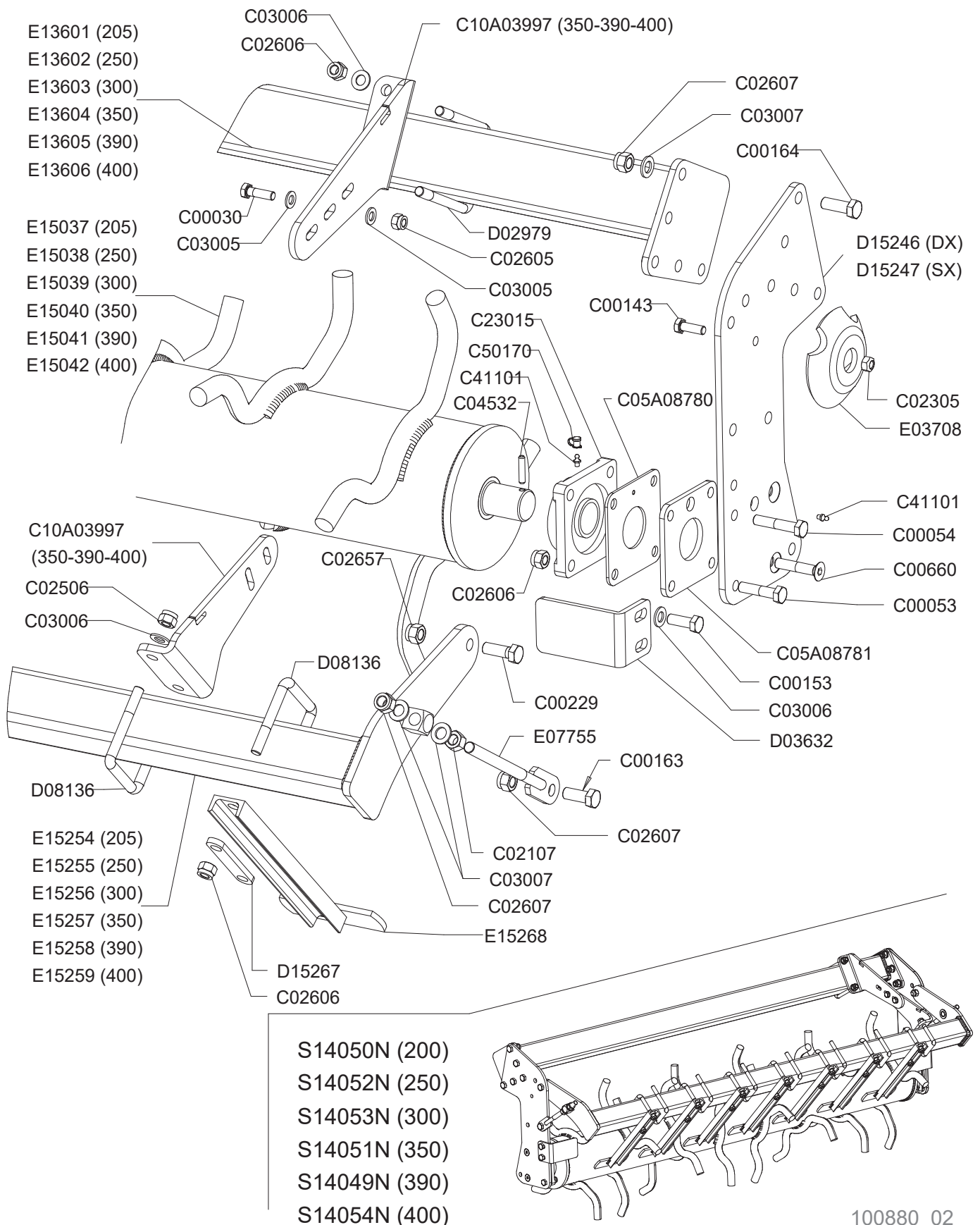
Spike roller P5N (2015)

Rouleau a pointes P5N (2015)

Zinken walze P5N (2015)

Drawing Code: **100880_2**

Accessories: S15A00038 - S15A00040 - S15A00042 - S15A00044 - S15A00046 - S15A00048



100880_02



Rullo spuntoni P5N (2015)

Spike roller P5N (2015)

Rouleau a pointes P5N (2015)

Zinken walze P5N (2015)

Drawing Code: **100880_2**

Accessories: S15A00038 - S15A00040 - S15A00042 - S15A00044 - S15A00046 - S15A00048

N°	Code	Old.	Descrizione / Description
#	C20A02385	E15258	TELAIO PULIRULLO P5N-390
#	C20A02386	E15259	TELAIO PULIRULLO P5N-400
#	C20A02387	E15268	PULIRULLO P5N
#	S15A00038	S14049N	RULLO SPUNTONI P5N-390 SMONT.COMPLETO
#	S15A00040	S14050N	RULLO SPUNTONI P5N-205 SMONT.COMPLETO
#	S15A00042	S14051N	RULLO SPUNTONI P5N-350 SMONT.COMPLETO
#	S15A00044	S14052N	RULLO SPUNTONI P5N-250 SMONT.COMPLETO
#	S15A00046	S14053N	RULLO SPUNTONI P5N-300 SMONT.COMPLETO
#	S15A00048	S14054N	RULLO SPUNTONI P5N-400 SMONT.COMPLETO

GB	FR	D	E
FRAME	CHASSIS	RAHMEN	MARCO
FRAME	CHASSIS	RAHMEN	MARCO
ROLLER SCRAPER	DECROTTEUR ROULEAU	AMALZENABSTREIFER	POLIRULLO
ROLLER	ROULEAU	WALZE	RODILLO
ROLLER	ROULEAU	WALZE	RODILLO
ROLLER	ROULEAU	WALZE	RODILLO
ROLLER	ROULEAU	WALZE	RODILLO
ROLLER	ROULEAU	WALZE	RODILLO
ROLLER	ROULEAU	WALZE	RODILLO

Rullo gabbia G5N (2015)

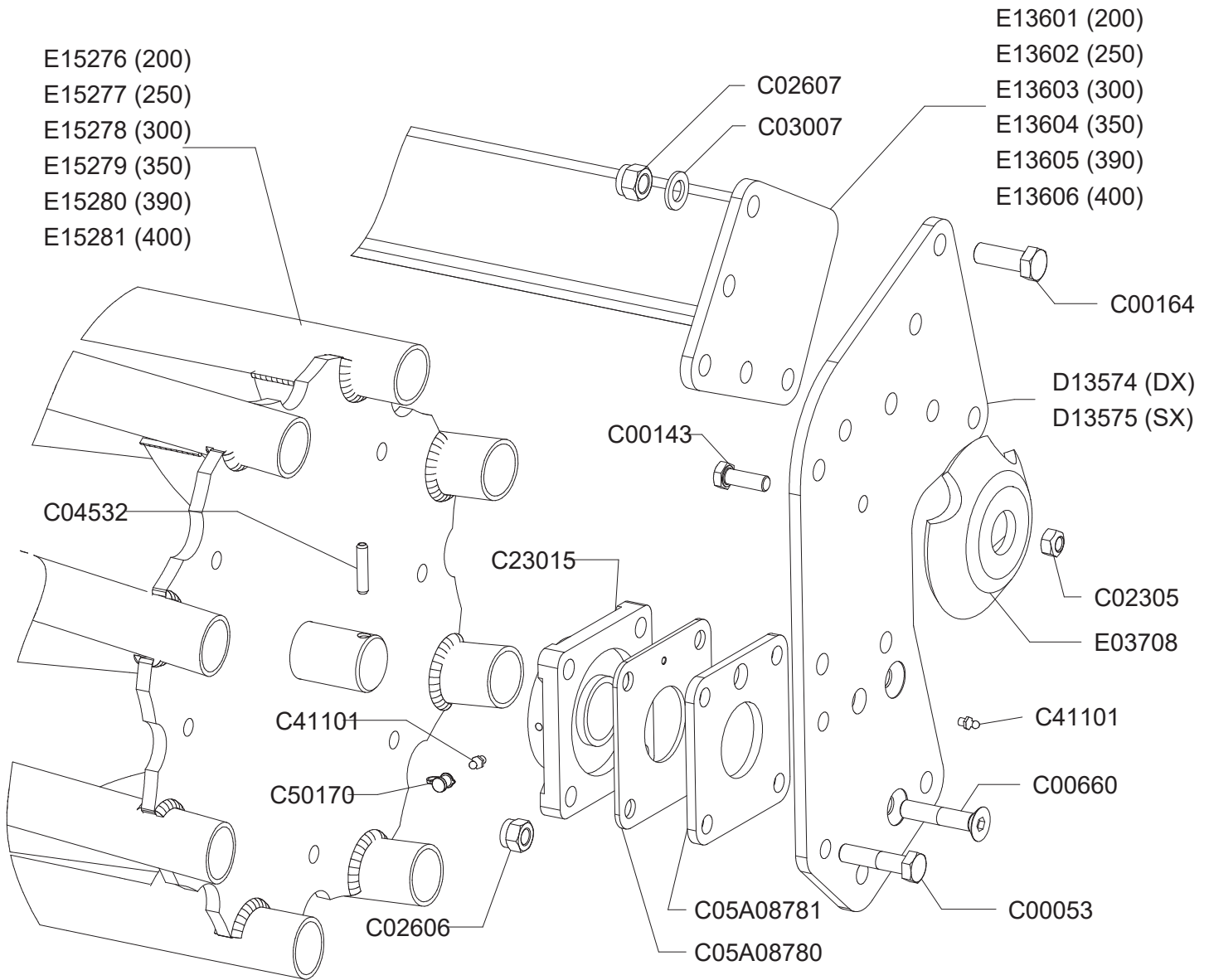
Cage roller G5N (2015)

Rouleau cage G5N (2015)

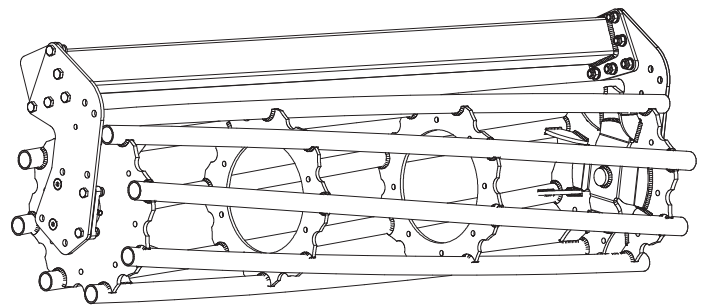
Stab walze G5N (2015)

Drawing Code: **100881_1**

Accessories: S05A00019 - S05A00021 - S05A00023 - S05A00025 - S05A00027 - S05A00029



- S10008N (200)
- S10010N (250)
- S10011N (300)
- S10009N (350)
- S10013N (390)
- S10012N (400)



100881_01



Rullo gabbia G5N (2015)

Cage roller G5N (2015)

Rouleau cage G5N (2015)

Stab walze G5N (2015)

Drawing Code: **100881_1**

Accessories: S05A00019 - S05A00021 - S05A00023 - S05A00025 - S05A00027 - S05A00029

N°	Code	Old.	Descrizione / Description	GB	FR	D	E
#	M80A00046	C00053	VITE TE 88 PG FP M14X60 ZINC UNI 5737	SCREW	VIS	SCHRAUBE	TORNILLO
#	M80A00130	C00143	VITE TE 88 PG FT M12X35 ZINC UNI 5739	SCREW	VIS	SCHRAUBE	TORNILLO
#	M80A00150	C00164	VITE TE 88 PG FT M16X45 ZINC UNI 5739	SCREW	VIS	SCHRAUBE	TORNILLO
#	M80A00304	C00660	VITE TSPEI 10.9 PG M14X70 UNI 5933	SCREW	VIS	SCHRAUBE	TORNILLO
#	M85A00050	C02305	DADO METALBLOC M12 X 1.75	NUT	BOULONS	NUT	DADO
#	M85A00079	C02606	DADO AUTOBLOC ALTO 8 M14 H=16 UNI 7473	NUT	BOULONS	NUT	DADO
#	M85A00080	C02607	DADO AUTOBLOC ALTO 8 M16 H=18 UNI 7473	NUT	BOULONS	NUT	DADO
#	M90A00010	C03007	RONDELLA PIANA D.17 DIN125-A ZINC.	WASHER	RONDELLE	UNTERLEGSCHIEBE	ARANDELLA
#	MB0A00021	C04532	SPINA ELASTICA D.8X40	SOCKET	GOUPILLE	STECKER	PASADOR
#	C05A08780		SCHERMO PIANO UCF-209 4MM	SCREEN	ECRAN	SCHIRM	PANTALLA
#	C05A08781		DISTANZIALE PIANO UCF 209 SP.8MM INGRAS.MAGG.	SPACER	ENTRETOISE	ABSTANDSTUECK	ESPACIADORES
#	M30A00007	C23015	SUPPORTO UCF 209	SUPPORT	SUPPORT	STUTZE	APOYO
#	MJ5A00001	C41101	INGRASSATORE M6X1 DIRITTO	GREASE NIPPLE	GRAISSOR	FETTBUECHSE	ENGRASADOR
#	G00A00001	C50170	PROTEZIONE INGRASSATORE D.6MM ROSSO	PROTECTION	PROTECTION	SCHUTZ	PROTECCIÓN
#	C15A00711	D13574	FIANCATA IMBULLONATA DESTRA RULLO SERIE 5	SIDE	LONG	NEBEN	JUNTO
#	C15A00712	D13575	FIANCATA IMBULLONATA SINISTRA RULLO SERIE 5	SIDE	LONG	NEBEN	JUNTO
#	C20A00698	E03708	TAMPONE CENTRALE RULLI DOPPI D.145X30	BUFFER	PRESSE	STOPFEN	TAMPON
#	C20A02117	E13601	TELAIO RULLO IMBULLONATO 200 SERIE 5	FRAME	CHASSIS	RAHMEN	MARCO
#	C20A02118	E13602	TELAIO RULLO IMBULLONATO 250 SERIE 5	FRAME	CHASSIS	RAHMEN	MARCO
#	C20A02119	E13603	TELAIO RULLO IMBULLONATO 300 SERIE 5	FRAME	CHASSIS	RAHMEN	MARCO
#	C20A02120	E13604	TELAIO RULLO IMBULLONATO 350 SERIE 5	FRAME	CHASSIS	RAHMEN	MARCO
#	C20A02121	E13605	TELAIO RULLO IMBULLONATO 390 SERIE 5	FRAME	CHASSIS	RAHMEN	MARCO
#	C20A02122	E13606	TELAIO RULLO IMBULLONATO 400 SERIE 5	FRAME	CHASSIS	RAHMEN	MARCO
#	C20A02388	E15276	RULLO GABBIA G5N-205	ROLLER	ROULEAU	WALZE	RODILLO
#	C20A02389	E15277	RULLO GABBIA G5N-250	ROLLER	ROULEAU	WALZE	RODILLO
#	C20A02390	E15278	RULLO GABBIA G5N-300	ROLLER	ROULEAU	WALZE	RODILLO
#	C20A02391	E15279	RULLO GABBIA G5N-350	ROLLER	ROULEAU	WALZE	RODILLO
#	C20A02392	E15280	RULLO GABBIA G5N-390	ROLLER	ROULEAU	WALZE	RODILLO
#	C20A02393	E15281	RULLO GABBIA G5N-400	ROLLER	ROULEAU	WALZE	RODILLO
#	S05A00019	S10008N	RULLO GABBIA G5N-205 COMPLETO	ROLLER	ROULEAU	WALZE	RODILLO
#	S05A00021	S10009N	RULLO GABBIA G5N-350 COMPLETO	ROLLER	ROULEAU	WALZE	RODILLO
#	S05A00023	S10010N	RULLO GABBIA G5N-250 COMPLETO	ROLLER	ROULEAU	WALZE	RODILLO
#	S05A00025	S10011N	RULLO GABBIA G5N-300 COMPLETO	ROLLER	ROULEAU	WALZE	RODILLO
#	S05A00027	S10012N	RULLO GABBIA G5N-400 COMPLETO	ROLLER	ROULEAU	WALZE	RODILLO
#	S05A00029	S10013N	RULLO GABBIA G5N-390 COMPLETO	ROLLER	ROULEAU	WALZE	RODILLO

Kit 8 bacchette rullo gabbia G5

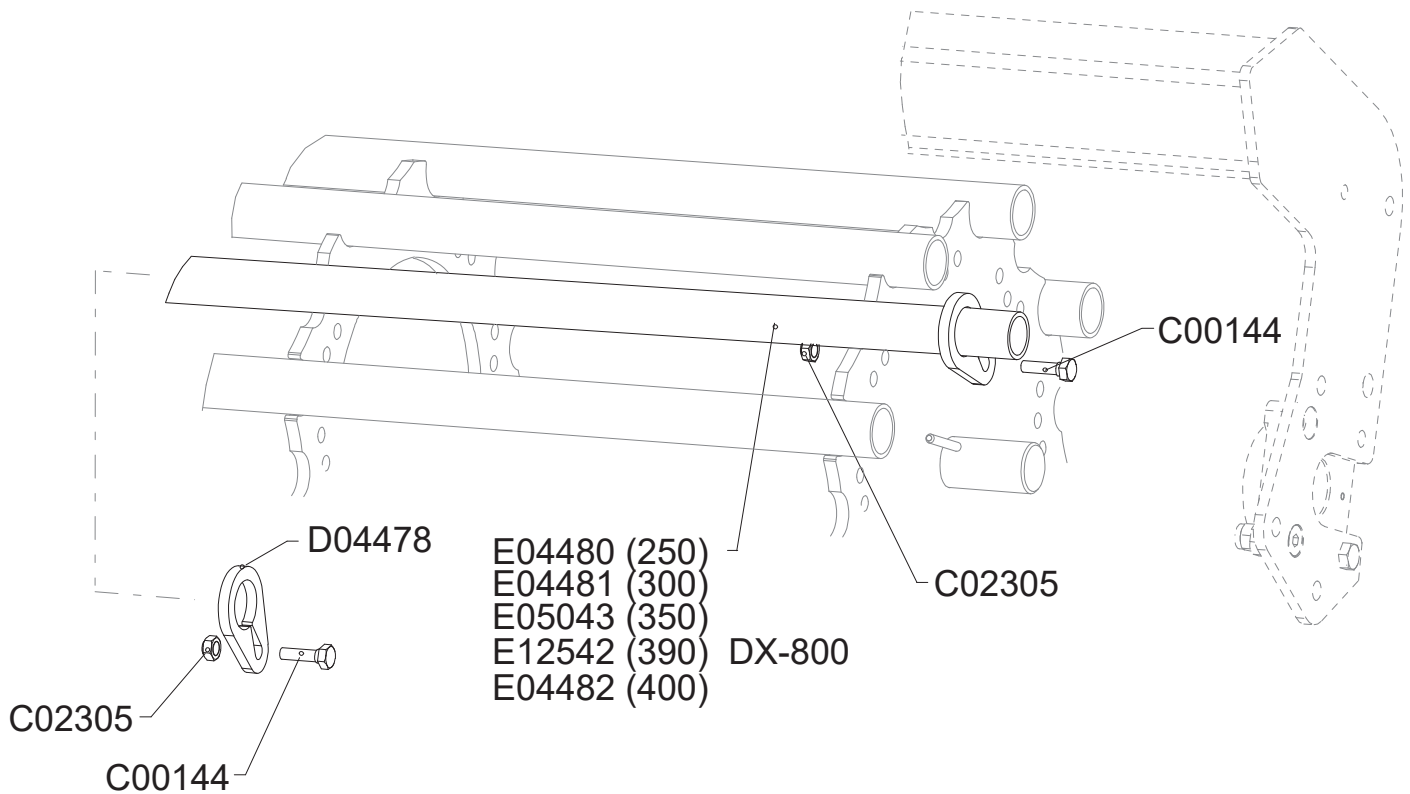
8-rod kit for roller cage G5

Kit 8 baguettes rouleau cage G5

Walzenstabe Gehäuse G5

Drawing Code: **100790_0**

Accessories:



100790_00



Kit 8 bacchette rullo gabbia G5

8-rod kit for roller cage G5

Kit 8 baguettes rouleau cage G5

Walzenstabe Gehäuse G5

Drawing Code: **100790_0**

Accessories:

N°	Code	Old.	Descrizione / Description
#	M80A00131	C00144	VITE TE 88 PG FT M12X40 ZINC UNI 5739
#	M85A00050	C02305	DADO METALBLOC M12 X 1.75
#	C05A04499	D04478	PIASTRINA FERMO BACCHETTA G5 SP10MM
#	C20A00840	E04480	BACCHETTA SMONTABILE G5-250
#	C20A00841	E04481	BACCHETTA SMONTABILE G5-300
#	C20A00842	E04482	BACCHETTA SMONTABILE G5-400
#	C20A00953	E05043	BACCHETTA SMONTABILE G5-350
#	C20A01981	E12542	BACCHETTA SMONTABILE G5-390

GB	FR	D	E
SCREW	VIS	SCHRAUBE	TORNILLO
NUT	BOULONS	NUT	DADO
METAL STRAP	METAL DEPLOYE	BANDEISEN	PLATILLO
ROD	TUBE	STIFT	BAQUETAS
ROD	TUBE	STIFT	BAQUETAS
ROD	TUBE	STIFT	BAQUETAS
ROD	TUBE	STIFT	BAQUETAS
ROD	TUBE	STIFT	BAQUETAS

Rullo gommato OT5N (2015)

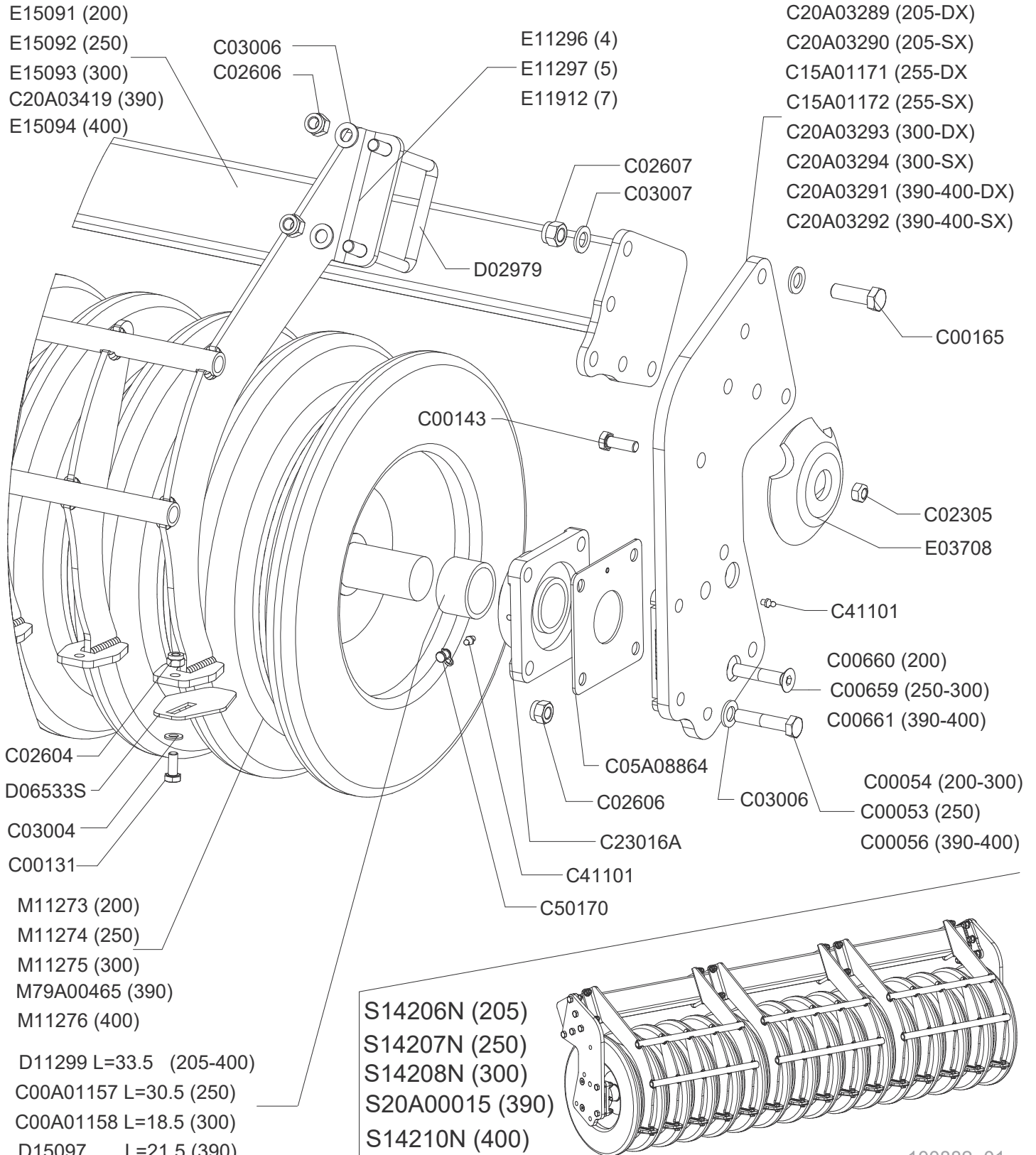
Tyred roller OT5N (2015)

Rouleau caoutchoute OT5N (2015)

Gummirolle OT5N (2015)

Drawing Code: **100882_1**

Accessories: S20A00003 - S20A00005 - S20A00007 - S20A00009



100882_01



Rullo gommato OT5N (2015)

Tyred roller OT5N (2015)

Rouleau caoutchoute OT5N (2015)

Gummirolle OT5N (2015)

Drawing Code: **100882_1**

Accessories: S20A00003 - S20A00005 - S20A00007 - S20A00009

N°	Code	Old.	Descrizione / Description	GB	FR	D	E
#	M80A00046	C00053	VITE TE 88 PG FP M14X60 ZINC UNI 5737	SCREW	VIS	SCHRAUBE	TORNILLO
#	M80A00047	C00054	VITE TE 88 PG FP M14X70 ZINC UNI 5737	SCREW	VIS	SCHRAUBE	TORNILLO
#	M80A00049	C00056	VITE TE 88 PG FP M14X90 UNI 5737	SCREW	VIS	SCHRAUBE	TORNILLO
#	M80A00118	C00131	VITE TE 88 PG FT M10X25 ZINC UNI 5739	SCREW	VIS	SCHRAUBE	TORNILLO
#	M80A00130	C00143	VITE TE 88 PG FT M12X35 ZINC UNI 5739	SCREW	VIS	SCHRAUBE	TORNILLO
#	M80A00151	C00165	VITE TE 88 PG FT M16X50 ZINC UNI 5739	SCREW	VIS	SCHRAUBE	TORNILLO
#	M80A00303	C00659	VITE TSPEI 10.9 PG M14X50 ZINC UNI 5933	SCREW	VIS	SCHRAUBE	TORNILLO
#	M80A00304	C00660	VITE TSPEI 10.9 PG M14X70 UNI 5933	SCREW	VIS	SCHRAUBE	TORNILLO
#	M80A00305	C00661	VITE TSPEI 10.9 PG M14X90 ZINC UNI 5933	SCREW	VIS	SCHRAUBE	TORNILLO
#	C00A01157		DISTANZIALE 63,5X5X30.5 OT5 INGR.MAGG	SPACER	ENTRETOISE	ABSTANDSTUECK	ESPACIADORES
#	C00A01158		DISTANZIALE 63,5X5X18.5 PER RULLO OTICO	SPACER	ENTRETOISE	ABSTANDSTUECK	ESPACIADORES
#	M85A00050	C02305	DADO METALBLOC M12 X 1.75	NUT	BOULONS	NUT	DADO
#	M85A00077	C02604	DADO AUTOBLOC ALTO 8 M10 H=11.5 UNI 7473	NUT	BOULONS	NUT	DADO
#	M85A00079	C02606	DADO AUTOBLOC ALTO 8 M14 H=16 UNI 7473	NUT	BOULONS	NUT	DADO
#	M85A00080	C02607	DADO AUTOBLOC ALTO 8 M16 H=18 UNI 7473	NUT	BOULONS	NUT	DADO
#	M90A00007	C03004	RONDELLA PIANA D.10,5 DIN125-A ZINC.	WASHER	RONDELLE	UNTERLEGSSCHEIBE	ARANDELLA
#	M90A00009	C03006	RONDELLA PIANA D.15 DIN125-A ZINC.	WASHER	RONDELLE	UNTERLEGSSCHEIBE	ARANDELLA
#	M90A00010	C03007	RONDELLA PIANA D.17 DIN125-A ZINC.	WASHER	RONDELLE	UNTERLEGSSCHEIBE	ARANDELLA
#	C05A08864		SCHERMO PIANO UCF-210 3MM	SCREEN	ECRAN	SCHIRM	PANTALLA
#	C15A01171		FIANCATA DES. IMBULL.INGR.MAGG.OT5-205/250/400	SIDE	LONG	NEBEN	JUNTO
#	C15A01172		FIANCATA SIN IMBULL. INGR.MAGG. OT5-205/250/400	SIDE	LONG	NEBEN	JUNTO
#	C20A03289		FIANCATA IMBULL. DES. OT5-205 INGR.MAGG.	SIDE	LONG	NEBEN	JUNTO
#	C20A03290		FIANCATA IMBULL. SIN. OT5-205 INGR.MAGG.	SIDE	LONG	NEBEN	JUNTO
#	C20A03291		FIANCATA IMBULL. DES. OT5-400 INGR.MAGG	SIDE	LONG	NEBEN	JUNTO
#	C20A03292		FIANCATA IMBULL. SIN. OT5-400 INGR.MAGG	SIDE	LONG	NEBEN	JUNTO
#	C20A03293		FIANCATA IMBULL. DES. INGR.MAGG.OT5-300	SIDE	LONG	NEBEN	JUNTO
#	C20A03294		FIANCATA IMBULL. SIN. INGR.MAGG. OT5-300	SIDE	LONG	NEBEN	JUNTO
#	C20A03419		TELAIO RULLO IMBULLONATO OT5-390	FRAME	CHASSIS	RAHMEN	MARCO
#	M30A00010	C23016A	SUPPORTO UCF 210 CLASSE A	SUPPORT	SUPPORT	STUTZE	APOYO
#	MJ5A00001	C41101	INGRASSATORE M6X1 DIRITTO	GREASE NIPPLE	GRAISSOR	FETTBUECHSE	ENGRASADOR
#	G00A00001	C50170	PROTEZIONE INGRASSATORE D.6MM ROSSO	PROTECTION	PROTECTION	SCHUTZ	PROTECCIÓN
#	MD5A00010	D02979	CAVALLOTTO QUADRO M14 T100X100X135	PIN	CAVALLIER	STIFT	CAVALLOTTI
#	MK0A00112	D06533S	SPATOLA PULIRULLO OTICO LTX ANTIUSURA (ROMBOIDALE)	SPATULA	Spatules	SPACHTEL	ESPÁTULASS
#	C00A00473	D11299	DISTANZIALE 63,5X5X33.5 PER RULLO OTICO	SPACER	ENTRETOISE	ABSTANDSTUECK	ESPACIADORES
#	C00A00805	D15097	DISTANZIALE 63,5X5X21.5 PER RULLO OTICO	SPACER	ENTRETOISE	ABSTANDSTUECK	ESPACIADORES
#	C20A00698	E03708	TAMPONE CENTRALE RULLI DOPPI D.145X30	BUFFER	PRESSE	STOPFEN	TAMPON
#	C20A01868	E11296	PETTINE DA 4 PULIRULLO OTICO LTX-500	COMB	HERSE	KAMM	PEINE
#	C20A01869	E11297	PETTINE DA 5 PULIRULLO OTICO LTX-500	COMB	HERSE	KAMM	PEINE
#	C20A01929	E11912	PETTINE DA 7 PULIRULLO OTICO LTX-500	COMB	HERSE	KAMM	PEINE
#	C20A02343	E15091	TELAIO RULLO IMBULLONATO OT5-205	FRAME	CHASSIS	RAHMEN	MARCO
#	C20A02344	E15092	TELAIO RULLO IMBULLONATO OT5-250	FRAME	CHASSIS	RAHMEN	MARCO
#	C20A02345	E15093	TELAIO RULLO IMBULLONATO OT5-300	FRAME	CHASSIS	RAHMEN	MARCO
#	C20A02346	E15094	TELAIO RULLO IMBULLONATO OT5-400	FRAME	CHASSIS	RAHMEN	MARCO
#	M79A00139	M11273	RULLO GOMMA LTX-205L D.500X1905	ROLLER	ROULEAU	WALZE	RODILLO
#	M79A00140	M11274	RULLO GOMMA LTX-255L D.500X2405	ROLLER	ROULEAU	WALZE	RODILLO
#	M79A00141	M11275	RULLO GOMMA LTX-305L D.500X2905	ROLLER	ROULEAU	WALZE	RODILLO
#	M79A00142	M11276	RULLO GOMMA LTX-355L D.500X3405 - NON IN USO -	ROLLER	ROULEAU	WALZE	RODILLO
#	M79A00465		RULLO GOMMA LTX-395L D.500X3780	ROLLER	ROULEAU	WALZE	RODILLO
#	S20A00003	S14206N	RULLO GOMMA OT 5 -205 COMPLETO TEL. IMB.	ROLLER	ROULEAU	WALZE	RODILLO

Copyright © 2009 Alpego s.p.a. ®

Tutti i diritti sono riservati. È vietata espressamente la ristampa o l'uso non autorizzato senza permesso scritto dalla Alpego s.p.a.

Tous droits réservés. Toute réimpression ou utilisation non autorisée sans la permission écrite de la Alpego s.p.a. est formellement interdite

Alle Rechte vorbehalten. Nachdruck, Vervielfältigung und Verbreitung, auch auszugsweise, ist ohne schriftliche Genehmigung der Alpego s.p.a.

Al rights reserved. Any reprinting or unauthorized use without the written permission of Alpego s.p.a. is expressly prohibited

Todos los derechos reservados. Toda reproducción o uso no autorizado sin el consentimiento escrito de Alpego s.p.a. quedan expresamente prohibidos

01/07/2019

Rullo gommato OT5N (2015)

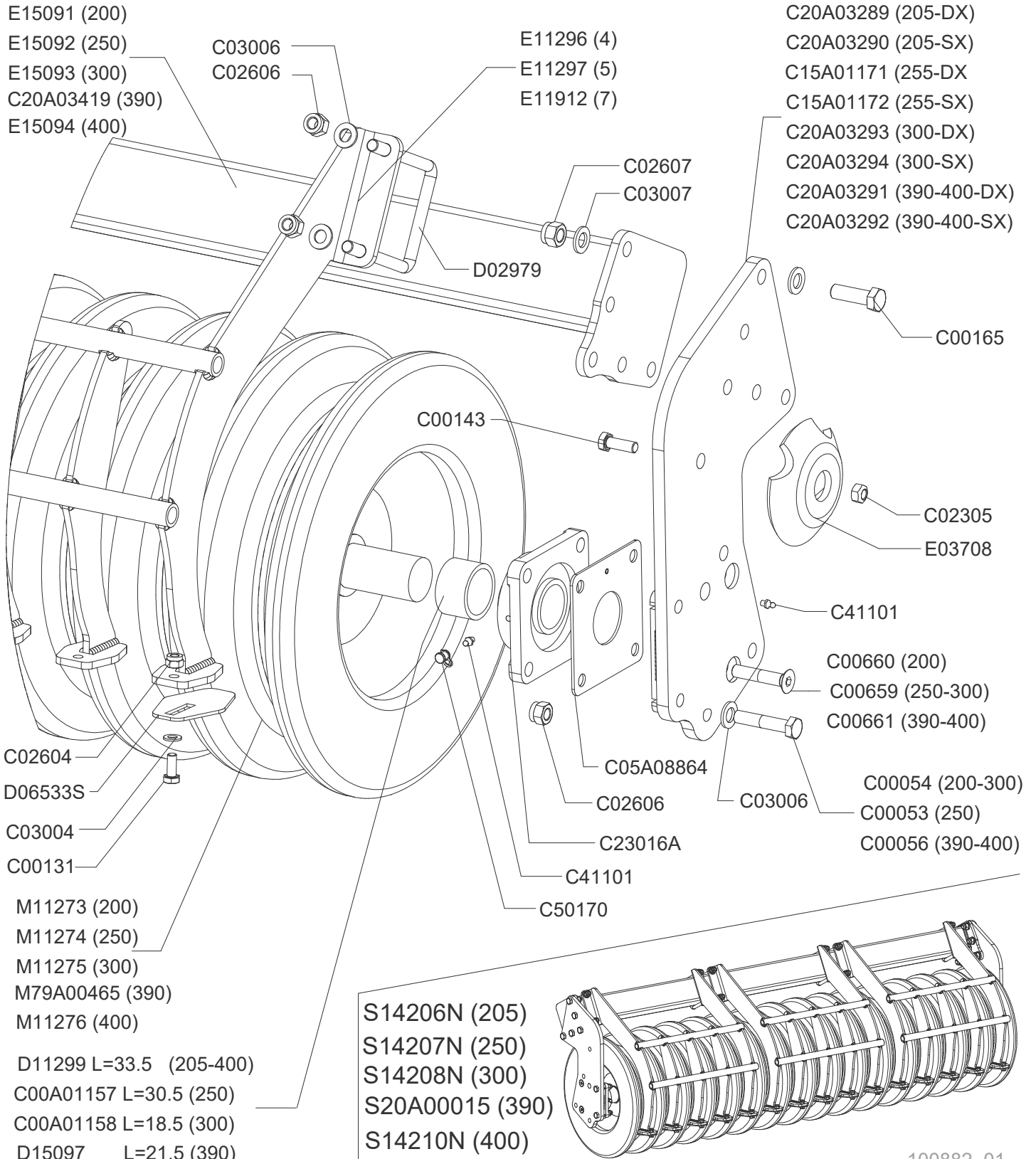
Tyred roller OT5N (2015)

Rouleau caoutchoute OT5N (2015)

Gummirolle OT5N (2015)

Drawing Code: **100882_1**

Accessories: S20A00003 - S20A00005 - S20A00007 - S20A00009



100882_01



Rullo gommato OT5N (2015)

Tyred roller OT5N (2015)

Rouleau caoutchoute OT5N (2015)

Gummirolle OT5N (2015)

Drawing Code: **100882_1**

Accessories: S20A00003 - S20A00005 - S20A00007 - S20A00009

N°	Code	Old.	Descrizione / Description
#	S20A00005	S14207N	RULLO GOMMA OT 5 -255 COMPLETO TEL. IMB.
#	S20A00007	S14208N	RULLO GOMMA OT 5 -300 COMPLETO TEL. IMB.
#	S20A00009	S14210N	RULLO GOMMA OT 5 -400 COMPLETO TEL. IMB.
#	S20A00015		RULLO GOMMA OT 5 -390 COMPLETO TEL. IMB.

GB	FR	D	E
ROLLER	ROULEAU	WALZE	RODILLO
ROLLER	ROULEAU	WALZE	RODILLO
ROLLER	ROULEAU	WALZE	RODILLO
ROLLER	ROULEAU	WALZE	RODILLO



Rullo TP6

Roller TP6

Rouleau TP6

Walze TP6

Drawing Code: **K00A01320_0**

Accessories: S16A00001 - S16A00002 - S16A00003 - S16A00004 - S16A00005 - S16A00006

N°	Code	Old.	Descrizione / Description	GB	FR	D	E
#	M80A00027	C00030	VITE TE 88 PG FP M12X40 ZINC UNI 5737	SCREW	VIS	SCHRAUBE	TORNILLO
#	M80A00061	C00068	VITE TE 88 PG FP M16X50 UNI 5737 (NERA)	SCREW	VIS	SCHRAUBE	TORNILLO
#	M80A00062	C00069	VITE TE 88 PG FP M16x60 ZINC UNI 5737	SCREW	VIS	SCHRAUBE	TORNILLO
#	M80A00063	C00070	VITE TE 88 PG FP M16x70 ZINC UNI 5737	SCREW	VIS	SCHRAUBE	TORNILLO
#	M80A00130	C00143	VITE TE 88 PG FT M12X35 ZINC UNI 5739	SCREW	VIS	SCHRAUBE	TORNILLO
#	M80A00150	C00164	VITE TE 88 PG FT M16X45 ZINC UNI 5739	SCREW	VIS	SCHRAUBE	TORNILLO
#	M80A00179	C00229	VITE TE 10.9 M16X1.5X45 ZINC F25	SCREW	VIS	SCHRAUBE	TORNILLO
#	M80A00309	C00665	VITE TSPEI 10.9 PG M16X60 ZINC UNI 5933	SCREW	VIS	SCHRAUBE	TORNILLO
#	M80A00363	C00920	VITE TE 88 PG FT M10x25 UNI 5739 (NERA)	SCREW	VIS	SCHRAUBE	TORNILLO
#	M85A00030	C02107	DADO NORMALE 8 PG M16 UNI 5588 ZINC	NUT	BOULONS	NUT	DADO
#	M85A00050	C02305	DADO METALBLOC M12 X 1.75	NUT	BOULONS	NUT	DADO
#	M85A00077	C02604	DADO AUTOBLOC ALTO 8 M10 H=11.5 UNI 7473	NUT	BOULONS	NUT	DADO
#	M85A00079	C02606	DADO AUTOBLOC ALTO 8 M14 H=16 UNI 7473	NUT	BOULONS	NUT	DADO
#	M85A00080	C02607	DADO AUTOBLOC ALTO 8 M16 H=18 UNI 7473	NUT	BOULONS	NUT	DADO
#	M85A00089	C02657	DADO AUTOBLOC ALTO 8 M16X1,5 H=18 UNI 7473	NUT	BOULONS	NUT	DADO
#	M90A00007	C03004	RONDELLA PIANA D.10,5 DIN125-A ZINC.	WASHER	RONDELLE	UNTERLEGSCHIEBE	ARANDELLA
#	M90A00008	C03005	RONDELLA PIANA D.13 DIN125-A ZINC.	WASHER	RONDELLE	UNTERLEGSCHIEBE	ARANDELLA
#	M90A00009	C03006	RONDELLA PIANA D.15 DIN125-A ZINC.	WASHER	RONDELLE	UNTERLEGSCHIEBE	ARANDELLA
#	M90A00010	C03007	RONDELLA PIANA D.17 DIN125-A ZINC.	WASHER	RONDELLE	UNTERLEGSCHIEBE	ARANDELLA
#	MB0A00024	C04535	SPINA ELASTICA D.8X55	SOCKET	GOUPILLE	STECKER	PASADOR
#	C05A08810		DISTANZIALE PIANO UCF 212 SP 8MM	SPACER	ENTRETOISE	ABSTANDSTUECK	ESPACIADORES
#	C05A08811		SCHERMO PIANO UCF-212 4MM	SCREEN	ECRAN	SCHIRM	PANTALLA
#	C10A03997		RINFORZO ANT. PULIRULLO P5/P51/PK5/PK6	REINFORCEMENT	RENFORT	VERSTAERKUNG	REFUERZO
#	C10A04480		RINFORZO POSTERIORE PULIRULLO TP6	REINFORCEMENT	RENFORT	VERSTAERKUNG	REFUERZO
#	C15A01289		FIANCATA IMBULLONATA DESTRA RULLO TP6	SIDE	LONG	NEBEN	JUNTO
#	C15A01290		FIANCATA IMBULLONATA SINISTRA RULLO TP6	SIDE	LONG	NEBEN	JUNTO
#	C20A03537		RULLO TRAPEZIO TP6-205 (PASSO 125)	ROLLER	ROULEAU	WALZE	RODILLO
#	C20A03538		RULLO TRAPEZIO TP6-250 (PASSO 125)	ROLLER	ROULEAU	WALZE	RODILLO
#	C20A03539		RULLO TRAPEZIO TP6-300 (PASSO 125)	ROLLER	ROULEAU	WALZE	RODILLO
#	C20A03560		COPERCHIO FUNGO APD 40 PER ROTAL (14 INSERTI)	LID	COUVERCLE	DECKEL	TAPA
#	C20A03561		COPERCHIO FUNGO APD 48 PER ROTAL (18 INSERTI)	LID	COUVERCLE	DECKEL	TAPA
#	C20A03575		TELAIO PORTA SPATOLE TP6-205	FRAME	CHASSIS	RAHMEN	MARCO
#	C20A03576		TELAIO PORTA SPATOLE TP6-250	FRAME	CHASSIS	RAHMEN	MARCO
#	C20A03577		TELAIO PORTA SPATOLE TP6-300	FRAME	CHASSIS	RAHMEN	MARCO
#	C20A03578		TELAIO PORTA SPATOLE TP6-350	FRAME	CHASSIS	RAHMEN	MARCO
#	C20A03579		TELAIO PORTA SPATOLE TP6-390	FRAME	CHASSIS	RAHMEN	MARCO
#	C20A03580		TELAIO PORTA SPATOLE TP6-400	FRAME	CHASSIS	RAHMEN	MARCO
#	C20A03581		FIANCATA DESTRA RULLO TP6-300	SIDE	LONG	NEBEN	JUNTO
#	C20A03582		FIANCATA SINISTRA RULLO TP6-300	SIDE	LONG	NEBEN	JUNTO
#	C20A03583		PETTINE DA 4 PASSO 125	COMB	HERSE	KAMM	PEINE
#	C20A03584		PETTINE DA 5 PASSO 125	COMB	HERSE	KAMM	PEINE
#	C20A03585		PETTINE DA 7 PASSO 125	COMB	HERSE	KAMM	PEINE
#	C20A03586		RASCHIATORE ESTERNO SINISTRO RULLO TP6	SCRAPER	SCRAPERS	ABSTREIFER	RASCADORES
#	C20A03587		RASCHIATORE ESTERNO DESTRO RULLO TP6	SCRAPER	SCRAPERS	ABSTREIFER	RASCADORES
#	M30A00011	C23018	SUPPORTO UCF 212 CLASSE A	SUPPORT	SUPPORT	STUTZE	APOYO
#	MJ5A00001	C41101	INGRASSATORE M6X1 DIRITTO	GREASE NIPPLE	GRAISSOR	FETTBUCHSE	ENGRASADOR
#	MJ5A00005	C41105	INGRASSATORE M10X1 DIRITTO	GREASE NIPPLE	GRAISSOR	FETTBUCHSE	ENGRASADOR
#	G10A00012	C50126	TAPPO PLASTICA TUBO 100X100X7	PLUG	BOUCHON	STOEPSSEL	ENCHUFE
#	G00A00001	C50170	PROTEZIONE INGRASSATORE D.6MM ROSSO	PROTECTION	PROTECTION	SCHUTZ	PROTECCIÓN

Copyright © 2009 Alpego s.p.a. ®

Tutti i diritti sono riservati. È vietata espressamente la ristampa o l'uso non autorizzato senza permesso scritto dalla Alpego s.p.a.

Tous droits réservés. Toute réimpression ou utilisation non autorisée sans la permission écrite de la Alpego s.p.a. est formellement interdite

Alle Rechte vorbehalten. Nachdruck, Vervielfältigung und Verbreitung, auch auszugsweise, ist ohne schriftliche Genehmigung der Alpego s.p.a.

Al rights reserved. Any reprinting or unauthorized use without the written permission of Alpego s.p.a. is expressly prohibited

Todos los derechos reservados. Toda reproducción o uso no autorizado sin el consentimiento escrito de Alpego s.p.a. quedan expresamente prohibidos

01/07/2019

Rullo TP6

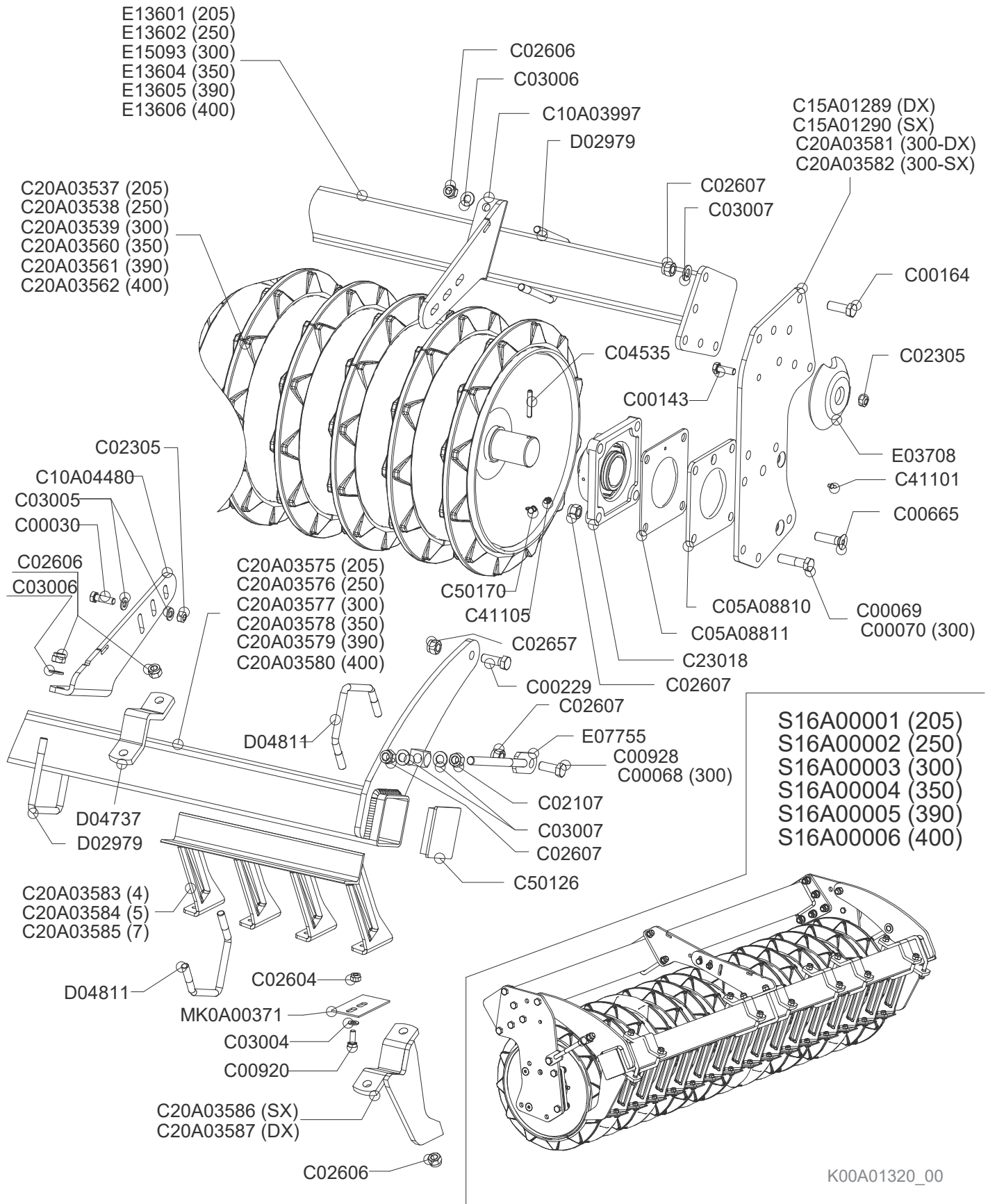
Roller TP6

Rouleau TP6

Walze TP6

Drawing Code: **K00A01320_0**

Accessories: S16A00001 - S16A00002 - S16A00003 - S16A00004 - S16A00005 - S16A00006



K00A01320_00



Rullo TP6

Roller TP6

Rouleau TP6

Walze TP6

Drawing Code: **K00A01320_0**

Accessories: S16A00001 - S16A00002 - S16A00003 - S16A00004 - S16A00005 - S16A00006

N°	Code	Old.	Descrizione / Description	GB	FR	D	E
#	MD5A00010	D02979	CAVALLOTTO QUADRO M14 T100X100X135	PIN	CAVALLIER	STIFT	CAVALLOTTI
#	C10A01502	D04737	MORSETTO DIAGONALE TUBO 100 I=150 ***	TERMINAL	TERMINAL	TERMINAL	TERMINALES
#	MD5A00015	D04811	CAVALLOTTO DIAGONALE M14 100X100	PIN	CAVALLIER	STIFT	CAVALLOTTI
#	C20A00698	E03708	TAMPONE CENTRALE RULLI DOPPI D.145X30	BUFFER	PRESSE	STOPFEN	TAMPON
#	C20A01375	E07755	TIRANTE RASCHIATORE M16 CON PIASTRINA	TIE ROD	TIRANT	ZUGSTANGE	TIRANTE
#	C20A02117	E13601	TELAIO RULLO IMBULLONATO 200 SERIE 5	FRAME	CHASSIS	RAHMEN	MARCO
#	C20A02118	E13602	TELAIO RULLO IMBULLONATO 250 SERIE 5	FRAME	CHASSIS	RAHMEN	MARCO
#	C20A02120	E13604	TELAIO RULLO IMBULLONATO 350 SERIE 5	FRAME	CHASSIS	RAHMEN	MARCO
#	C20A02121	E13605	TELAIO RULLO IMBULLONATO 390 SERIE 5	FRAME	CHASSIS	RAHMEN	MARCO
#	C20A02122	E13606	TELAIO RULLO IMBULLONATO 400 SERIE 5	FRAME	CHASSIS	RAHMEN	MARCO
#	C20A02345	E15093	TELAIO RULLO IMBULLONATO OT5-300	FRAME	CHASSIS	RAHMEN	MARCO
#	MK0A00371		SPATOLA PULIRULLO TP6 P.125 ANTIUSURA (60X120)	SPATULA	Spatules	SPACHTEL	ESPÁTULASS
#	S16A00001		RULLO TRAPEZIO TP6-205 (PASSO 125) COMPLETO	ROLLER	ROULEAU	WALZE	RODILLO
#	S16A00002		RULLO TRAPEZIO TP6-250 (PASSO 125) COMPLETO	ROLLER	ROULEAU	WALZE	RODILLO
#	S16A00003		RULLO TRAPEZIO TP6-300 (PASSO 125) COMPLETO	ROLLER	ROULEAU	WALZE	RODILLO
#	S16A00004		RULLO TRAPEZIO TP6-350 (PASSO 125) COMPLETO	ROLLER	ROULEAU	WALZE	RODILLO
#	S16A00005		RULLO TRAPEZIO TP6-390 (PASSO 125) COMPLETO	ROLLER	ROULEAU	WALZE	RODILLO
#	S16A00006		RULLO TRAPEZIO TP6-400 (PASSO 125) COMPLETO	ROLLER	ROULEAU	WALZE	RODILLO

Coppia rompitraccia

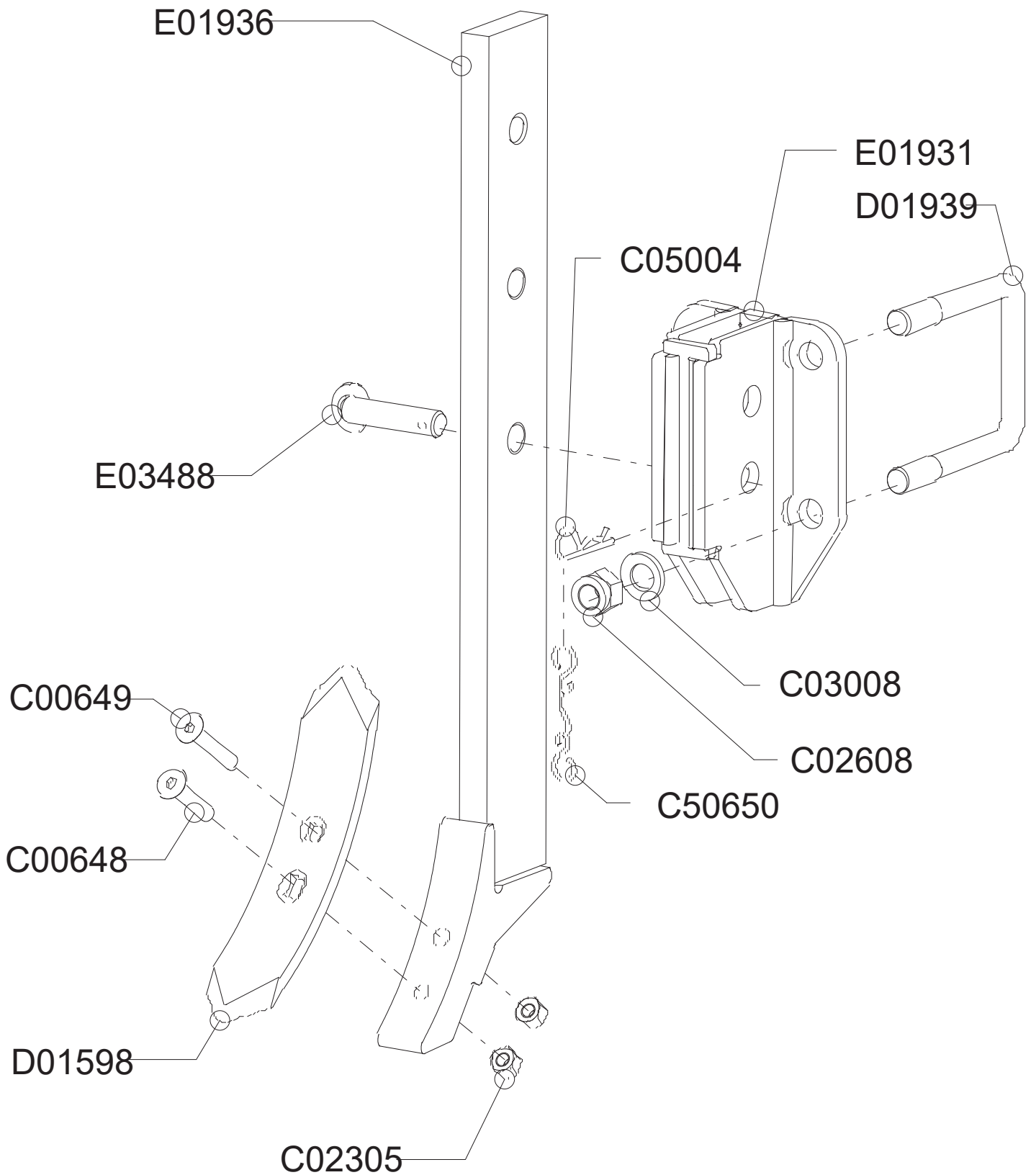
Pair subsoilers

Paire efface traces

Spurlockererpaar

Drawing Code: **100115_1**

Accessories: S91A00005



100115_01



Coppia rompitraccia

Pair subsoilers

Paire efface traces

Spurlockererpaar

Drawing Code: **100115_1**

Accessories: S91A00005

N°	Code	Old.	Descrizione / Description
#	M80A00296	C00648	VITE TSPEI 10.9 PG M12X60 UNI 5933
#	M80A00297	C00649	VITE TSPEI 10.9 PG M12X70 UNI 5933
#	M85A00050	C02305	DADO METALBLOC M12 X 1.75
#	M85A00081	C02608	DADO AUTOBLOC ALTO 8 M20 H=22 UNI 7473
#	M90A00011	C03008	RONDELLA PIANA D.21 DIN125-A ZINC.
#	MB0A00087	C05004	SPINA A MOLLA D.4
#	M79A00002	C50650	GOMMINO CON ANELLI L.240 MM.
#	MK0A00038	D01598	VOMERE ROMPITRACCIA 60X12X300
#	MD5A00005	D01939	CAVALLOTTO QUADRO M20X100X145
#	C20A00321	E01931	STAFFA GUIDA ROMPITRACCIA TUBO 100X100
#	C20A00322	E01936	BRACCIO ROMPITRACCIA 80X25 DF ***
#	M15A00174	E03488	PERNO ROND D.20X63 UT. FORO D.6 ZINC***

GB	FR	D	E
SCREW	VIS	SCHRAUBE	TORNILLO
SCREW	VIS	SCHRAUBE	TORNILLO
NUT	BOULONS	NUT	DADO
NUT	BOULONS	NUT	DADO
WASHER	RONDELLE	UNTERLEGSCHIEBE	ARANDELLA
SOCKET	GOUPILLE	STECKER	PASADOR
RUBBER	CAOUTCHOUC	BELAG	GOMAS
PLOUGHSHARE	SOC	PFLUGSCHAR	REJA
PIN	CAVALLIER	STIFT	CAVALLOTTI
BRACKET	SUPPORT	BUEGEL	SOPORTE
ARM	BRAS	ARM	BRAZO
PIN	PIVOT	STIFT	PIN

Coppia rompitraccia NO-STOP 2 molle

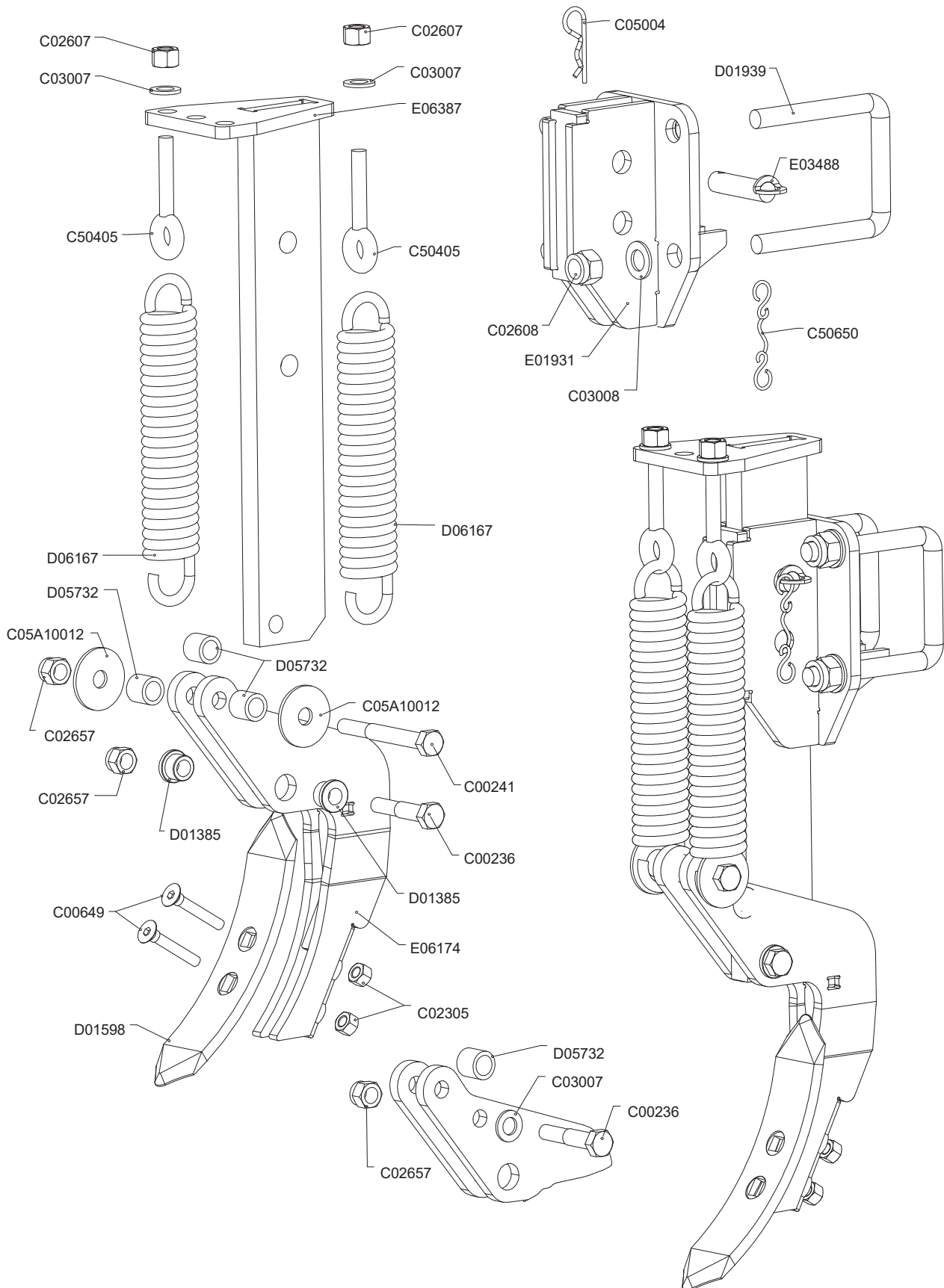
Pair subsoilers NO-STOP 2 springs

Paire efface traces NO-STOP 2 ressorts

Spurlockererpaar NO STOP 2 feder

Drawing Code: **100397_1**

Accessories: S91A00013



100397_01



Coppia rompitraccia NO-STOP 2 molle

Pair subsoilers NO-STOP 2 springs

Paire efface traces NO-STOP 2 ressorts

Spurlockererpaar NO STOP 2 feder

Drawing Code: **100397_1**

Accessories: S91A00013

N°	Code	Old.	Descrizione / Description	GB	FR	D	E
#	M80A00185	C00236	VITE TE 88 PF FP M16X1,5X80 ZINC UNI 573	SCREW	VIS	SCHRAUBE	TORNILLO
#	M80A00190	C00241	VITE TE 88 PF FP M16X1,5X130 ZINC UNI 57	SCREW	VIS	SCHRAUBE	TORNILLO
#	M80A00297	C00649	VITE TSPEI 10.9 PG M12X70 UNI 5933	SCREW	VIS	SCHRAUBE	TORNILLO
#	M85A00050	C02305	DADO METALBLOC M12 X 1.75	NUT	BOULONS	NUT	DADO
#	M85A00080	C02607	DADO AUTOBLOC ALTO 8 M16 H=18 UNI 7473	NUT	BOULONS	NUT	DADO
#	M85A00081	C02608	DADO AUTOBLOC ALTO 8 M20 H=22 UNI 7473	NUT	BOULONS	NUT	DADO
#	M85A00089	C02657	DADO AUTOBLOC ALTO 8 M16X1,5 H=18 UNI 7473	NUT	BOULONS	NUT	DADO
#	M90A00010	C03007	RONDELLA PIANA D.17 DIN125-A ZINC.	WASHER	RONDELLE	UNTERLEGSSCHEIBE	ARANDELLA
#	M90A00011	C03008	RONDELLA PIANA D.21 DIN125-A ZINC.	WASHER	RONDELLE	UNTERLEGSSCHEIBE	ARANDELLA
#	MB0A00087	C05004	SPINA A MOLLA D.4	SOCKET	GOUPILLE	STECKER	PASADOR
#	C05A10012		RONDELLA D.40X17X4	WASHER	RONDELLE	UNTERLEGSSCHEIBE	ARANDELLA
#	ME0A00003	C50405	TIRANTE AD OCCHIO DESTRO M16X75 FORO D.18	TIE ROD	TIRANT	ZUGSTANGE	TIRANTE
#	M79A00002	C50650	GOMMINO CON ANELLI L.240 MM.	RUBBER	CAOUTCHOUC	BELAG	GOMAS
#	C15A00062	D01385	BUSSOLA D25/32 D.16,5 L.18,5 CARBON+ZINC	BUSHING	ENTRETOISE	BUCHSE	BRUJUULA
#	MK0A00038	D01598	VOMERE ROMPITRACCIA 60X12X300	PLOUGHSHARE	SOC	PFLUGSCHAR	REJA
#	MD5A00005	D01939	CAVALLOTTO QUADRO M20X100X145	PIN	CAVALLIER	STIFT	CAVALLOTTI
#	C00A00215	D05732	DIST. D.26,9 d.16,9 L.25 ZINC.	SPACER	ENTRETOISE	ABSTANDSTUECK	ESPACIADORES
#	MF5A00025	D06167	MOLLA TRAZIONE D=10 DE=55 L=350	SPRING	RESSORT	FEDER	MUELLE
#	C20A00321	E01931	STAFFA GUIDA ROMPITRACCIA TUBO 100X100	BRACKET	SUPPORT	BUEGEL	SOPORTE
#	M15A00174	E03488	PERNO ROND D.20X63 UT. FORO D.6 ZINC***	PIN	PIVOT	STIFT	PIN
#	C20A01124	E06174	SUPPORTO VOMERE ROMPITRACCIA NO-STOP	SUPPORT	SUPPORT	STUTZE	APOYO
#	C20A01161	E06387	BRACCIO ROMPITRACCIA NO-STOP	ARM	BRAS	ARM	BRAZO

Coppia rompitraccia NO-STOP 2 molle 2018

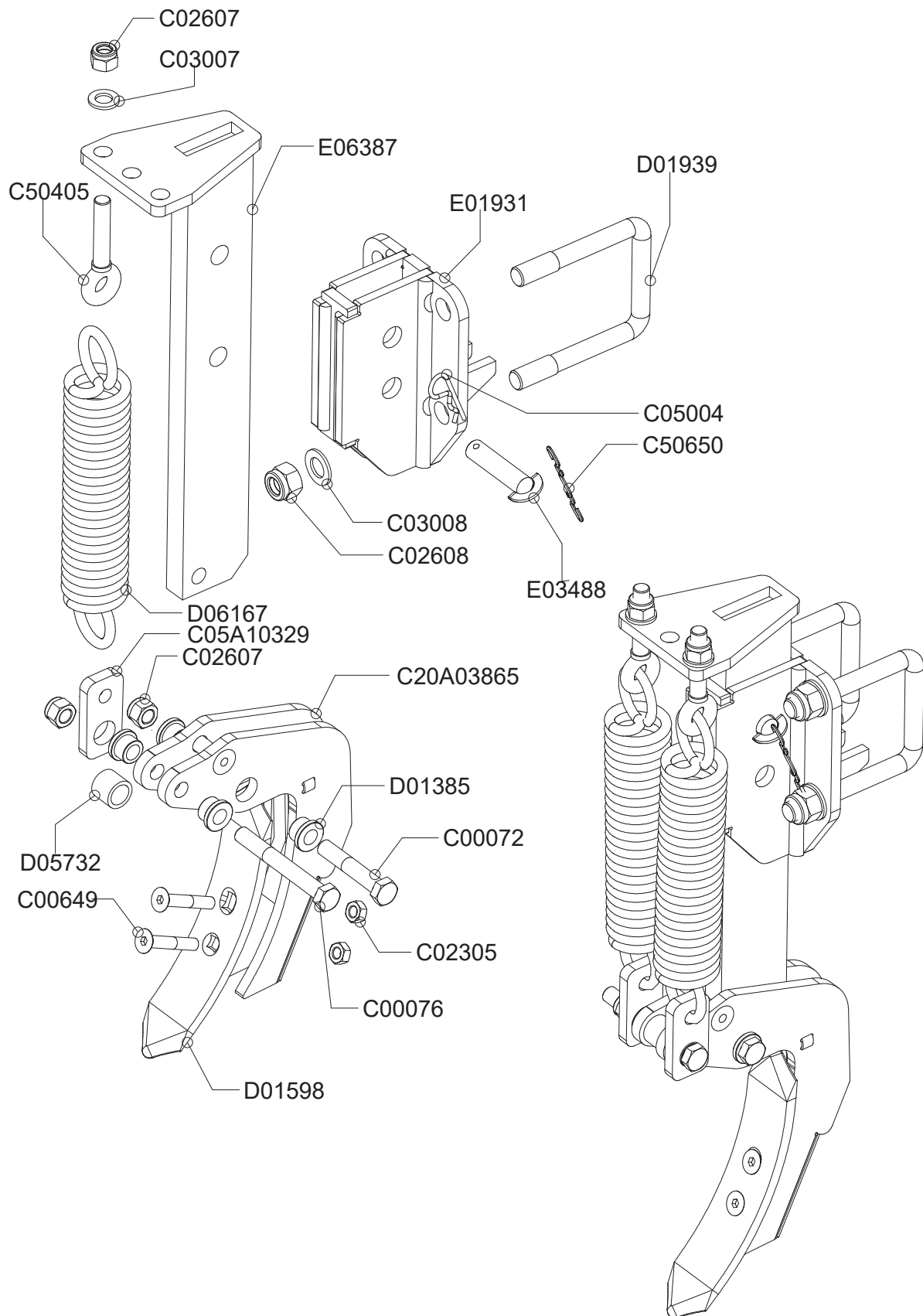
Pair subsoilers NO-STOP 2 springs 2018

Paire efface traces NO-STOP 2 ressorts 2018

Spurlockererpaar NO STOP 2 feder 2018

Drawing Code: **K00A01397_0**

Accessories: S91A00013



K00A01397_00



Coppia rompitraccia NO-STOP 2 molle 2018

Pair subsoilers NO-STOP 2 springs 2018

Paire efface traces NO-STOP 2 ressorts 2018

Spurlockererpaar NO STOP 2 feder 2018

Drawing Code: **K00A01397_0**

Accessories: S91A00013

N°	Code	Old.	Descrizione / Description	GB	FR	D	E
#	M80A00065	C00072	VITE TE 88 PG FP M16x90 ZINC UNI 5737	SCREW	VIS	SCHRAUBE	TORNILLO
#	M80A00069	C00076	VITE TE 88 PG FP M16x130 ZINC UNI 5737	SCREW	VIS	SCHRAUBE	TORNILLO
#	M80A00297	C00649	VITE TSPEI 10.9 PG M12X70 UNI 5933	SCREW	VIS	SCHRAUBE	TORNILLO
#	M85A00050	C02305	DADO METALBLOC M12 X 1.75	NUT	BOULONS	NUT	DADO
#	M85A00080	C02607	DADO AUTOBLOC ALTO 8 M16 H=18 UNI 7473	NUT	BOULONS	NUT	DADO
#	M85A00081	C02608	DADO AUTOBLOC ALTO 8 M20 H=22 UNI 7473	NUT	BOULONS	NUT	DADO
#	M90A00010	C03007	RONDELLA PIANA D.17 DIN125-A ZINC.	WASHER	RONDELLE	UNTERLEGSSCHEIBE	ARANDELLA
#	M90A00011	C03008	RONDELLA PIANA D.21 DIN125-A ZINC.	WASHER	RONDELLE	UNTERLEGSSCHEIBE	ARANDELLA
#	MB0A00087	C05004	SPINA A MOLLA D.4	SOCKET	GOUPILLE	STECKER	PASADOR
#	C05A10329		PIASTRINA FISSAGGIO MOLLE ROMPITRACCIA NO-STOP	METAL STRAP	METAL DEPLOYE	BANDEISEN	PLATILLO
#	C20A03865		SUPPORTO VOMERE ROMPITRACCIA NO-STOP 2017	SUPPORT	SUPPORT	STUTZE	APOYO
#	ME0A00003	C50405	TIRANTE AD OCCHIO DESTRO M16X75 FORO D.18	TIE ROD	TIRANT	ZUGSTANGE	TIRANTE
#	M79A00002	C50650	GOMMINO CON ANELLI L.240 MM.	RUBBER	CAOUTCHOUC	BELAG	GOMAS
#	C15A00062	D01385	BUSSOLA D25/32 D.16,5 L.18,5 CARBON+ZINC	BUSHING	ENTRETOISE	BUCHSE	BRUJUULA
#	MK0A00038	D01598	VOMERE ROMPITRACCIA 60X12X300	PLOUGHSHARE	SOC	PFLUGSCHAR	REJA
#	MD5A00005	D01939	CAVALLOTTO QUADRO M20X100X145	PIN	CAVALLIER	STIFT	CAVALLOTTI
#	C00A00215	D05732	DIST. D.26,9 d.16,9 L.25 ZINC.	SPACER	ENTRETOISE	ABSTANDSTUECK	ESPACIADORES
#	MF5A00025	D06167	MOLLA TRAZIONE D=10 DE=55 L=350	SPRING	RESSORT	FEDER	MUELLE
#	C20A00321	E01931	STAFFA GUIDA ROMPITRACCIA TUBO 100X100	BRACKET	SUPPORT	BUEGEL	SOPORTE
#	M15A00174	E03488	PERNO ROND D.20X63 UT. FORO D.6 ZINC***	PIN	PIVOT	STIFT	PIN
#	C20A01161	E06387	BRACCIO ROMPITRACCIA NO-STOP	ARM	BRAS	ARM	BRAZO

Kit montaggio cilindro ruote su DX-800

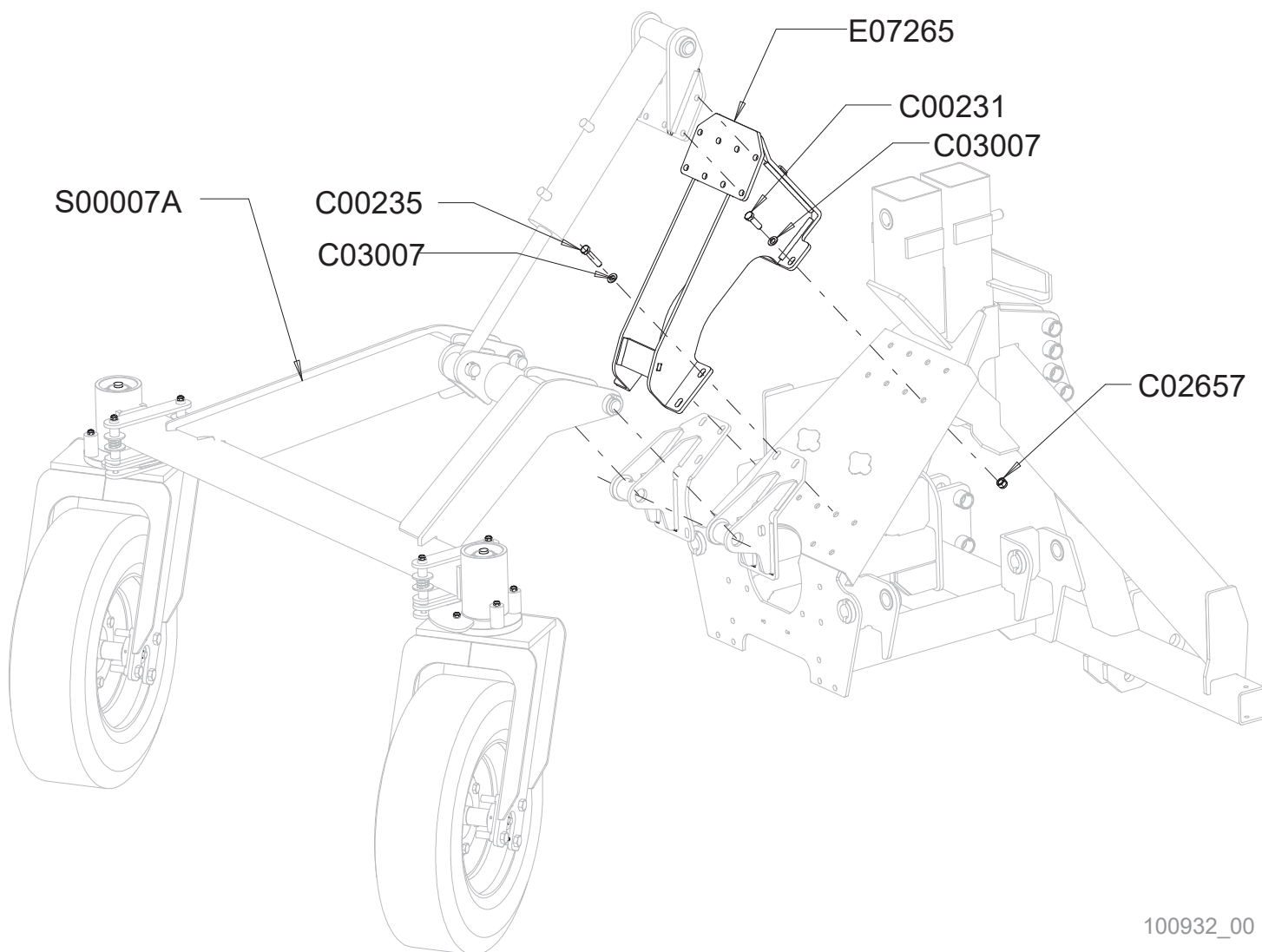
Set for mounting wheel cylinder on DX 800

Set for mounting wheel cylinder on DX 800

Satz zum Anbau des Rad-Zylinders auf DX 800

Drawing Code: **100932_0**

Accessories: TCGA00002



100932_00



Kit montaggio cilindro ruote su DX-800

Set for mounting wheel cylinder on DX 800

Set for mounting wheel cylinder on DX 800

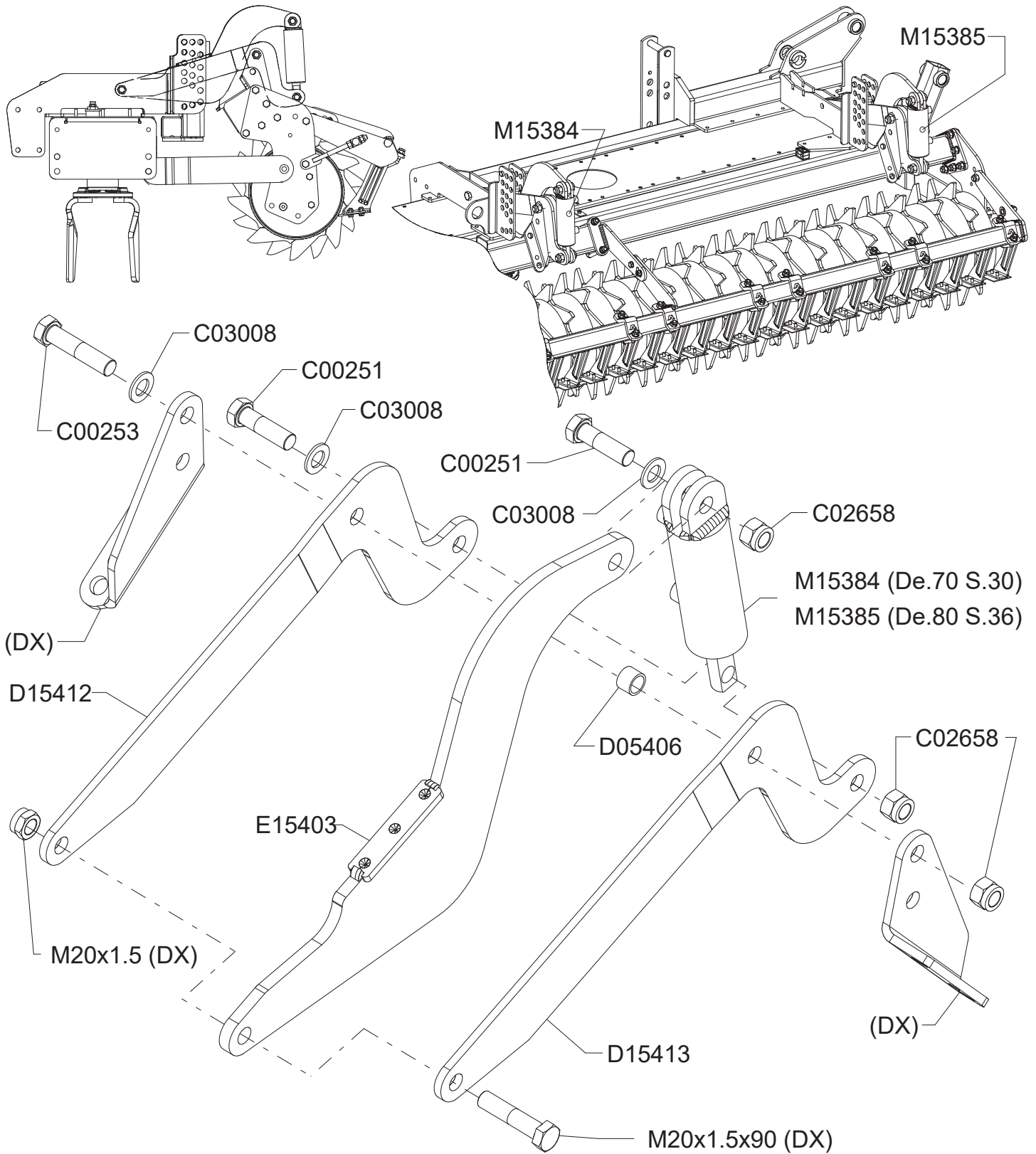
Satz zum Anbau des Rad-Zylinders auf DX 800

Drawing Code: **100932_0**

Accessories: TCGA00002

N°	Code	Old.	Descrizione / Description
#	M80A00180	C00231	VITE TE 88 PF FP M16X1,5X50 ZINC UNI 5738
#	M80A00184	C00235	VITE TE 88 PF FP M16X1,5X70 ZINC UNI 5738
#	M85A00089	C02657	DADO AUTOBLOC ALTO 8 M16X1,5 H=18 UNI 7473
#	M90A00010	C03007	RONDELLA PIANA D.17 DIN125-A ZINC.
#	C20A01318	E07265	PROLUNGA STAFFA CILINDRO CARRELLO DX-800
#	S75A00016	S00007A	KIT RUOTE IDRAULICHE PER DX-DMAX (2"VERS)

GB	FR	D	E
SCREW	VIS	SCHRAUBE	TORNILLO
SCREW	VIS	SCHRAUBE	TORNILLO
NUT	BOULONS	NUT	DADO
WASHER	RONDELLE	UNTERLEGSCHIEBE	ARANDELLA
EXTENSION	EXTENSION	VERLAENGERUNG	EXTENSION
KIT	KIT	KIT	KIT





Componenti registro idraulico rullo 2012

Components register hydraulic roller 2012

Composants enregistreur hydraulique de rouleau 2012

Komponenten zu registrieren Abdrückrollen 2012

Drawing Code: **K00A01053_0**

Accessories: SA5A00068 - SA5A00069

N°	Code	Old.	Descrizione / Description
#	M80A00196	C00251	VITE TE 88 PF FP M20X1,5X70 ZINC UNI 573
#	M80A00198	C00253	VITE TE 88 PF FP M20X1,5X90 ZINC UNI 573
#	M85A00090	C02658	DADO AUTOBLOC ALTO 8 M20X1,5 H=22 UNI 7473
#	M90A00011	C03008	RONDELLA PIANA D.21 DIN125-A ZINC.
#	C00A00208	D05406	DIST. D.26,9 d.21,7 L.19
#	C10A03406	D15412	LAMA RULLO DES REGISTRO IDRAULICO DX
#	C10A03407	D15413	LAMA RULLO SIN REGISTRO IDRAULICO DX
#	C20A02411	E15403	BRACCIO REGISTRO IDRAULICO DX
#	H80A00054	M15384	CILINDRO D.60 C.80 S.30
#	H80A00055	M15385	CILINDRO D.70 C.80 S.36

GB	FR	D	E
SCREW	VIS	SCHRAUBE	TORNILLO
SCREW	VIS	SCHRAUBE	TORNILLO
NUT	BOULONS	NUT	DADO
WASHER	RONDELLE	UNTERLEGSCHIEBE	ARANDELLA
SPACER	ENTRETOISE	ABSTANDSTUECK	ESPACIADORES
METAL PLATE	LAME	METALL-PLATTE	CUCHILLA
METAL PLATE	LAME	METALL-PLATTE	CUCHILLA
ARM	BRAS	ARM	BRAZO
CYLINDER	CYLINDRE	ZYLINDER	CILÍNDRICA
CYLINDER	CYLINDRE	ZYLINDER	CILÍNDRICA



Impianto registro idraulico rullo 2012

Hydraulic connection register hydr. roller 2012

Connexion hydraulique enregistrer hydr. de rouleau 2012

Hydraulische Verbindung zu registrieren Abdrückrollen 2012

Drawing Code: **K00A01054_0**

Accessories: SA5A00068 - SA5A00069

N°	Code	Old.	Descrizione / Description	GB	FR	D	E
#	M80A00001	C00001	VITE TE 88 PG FP M6X50 ZINC UNI 5737	SCREW	VIS	SCHRAUBE	TORNILLO
#	M80A00110	C00121	VITE TE 88 PG FT M8X20 ZINC UNI 5739	SCREW	VIS	SCHRAUBE	TORNILLO
#	M80A00113	C00124	VITE TE 88 PG FT M8X35 ZINC UNI 5739	SCREW	VIS	SCHRAUBE	TORNILLO
#	M80A00182	C00233	VITE TE 88 PF FP M16X1,5X60 ZINC UNI 573	SCREW	VIS	SCHRAUBE	TORNILLO
#	M85A00073	C02602	DADO AUTOBLOC ALTO 8 M6 H=7.8 UNI 7473	NUT	BOULONS	NUT	DADO
#	M85A00089	C02657	DADO AUTOBLOC ALTO 8 M16X1,5 H=18 UNI 7473	NUT	BOULONS	NUT	DADO
#	M90A00003	C03002	RONDELLA PIANA D.6,4 DIN125-A ZINC.	WASHER	RONDELLE	UNTERLEGSCHIEBE	ARANDELLA
#	M90A00005	C03003	RONDELLA PIANA D.8,4 DIN125-A ZINC.	WASHER	RONDELLE	UNTERLEGSCHIEBE	ARANDELLA
#	M90A00010	C03007	RONDELLA PIANA D.17 DIN125-A ZINC.	WASHER	RONDELLE	UNTERLEGSCHIEBE	ARANDELLA
#	H35A00003	C40303	NIPLES 3/8 3/8	NIPLES	NIPLES	NIPLES	NIPLES
#	H40A00002	C40341	VITE FORATA 3/8X31	SCREW	VIS	SCHRAUBE	TORNILLO
#	H40A00003	C40342	VITE FORATA DOPPIA 3/8X49	SCREW	VIS	SCHRAUBE	TORNILLO
#	H35A00042	C40382	RONDELLA RAME 3/8 D.17	WASHER	RONDELLE	UNTERLEGSCHIEBE	ARANDELLA
#	H35A00043	C40383	RONDELLA RAME 1/2 D.21	WASHER	RONDELLE	UNTERLEGSCHIEBE	ARANDELLA
#	H35A00098	C40520	OCCHIO 3/8 CON TUBETTO D.12X40 ZINC.	EYE	ŒIL	AUGE	OJOS
#	H55A00003	C40606	RUBINETTO A SFERA 3/8 OGIVA 12 400 BAR	TAP	ROBINET	HAHN	GRIFOS
#	H70A00013	C40721	VALVOLA BLOCCO 3/8 VBPDE L=126 CORTA	VALVE	SOUPAPE	VENTIL	VALVULA
#	H70A00019	C40742	VALVOLA DIVISORE 3/8 VDFR 38-24 (12-24 L/MIN)	VALVE	SOUPAPE	VENTIL	VALVULA
#	H50A00005	C41510	INNESTO RAPIDO MASCHIO ATT.1/2 F NV	COUPLING	ACCOUPEMENT	KUPPLUNG	COMPROMISO
#	G10A00002	C41520	TAPPO PROTEZIONE PER INNESTO RAPIDO 1/2 MASCHIO (BLU)	PLUG	BOUCHON	STOEPESEL	ENCHUFE
#	C15A00017	C50661	COPERCHIO BLOCCHETTO FERMATUBI DOPPIO TUBO DA 14-11'	LID	COUVERCLE	DECKEL	TAPA
#	G10A00035	C50676	"BLOCCHETTO (SOLO CORPO) FERMATUBO DOPPIO CF2 D.1/4"	BLOCK	BLOC	BLOCK	BLOQUE
#	H35A00115	D05981	NIPLES RIDUZIONE 1/2 3/8 CON FORO D.1,6	NIPLES	NIPLES	NIPLES	NIPLES
#	C10A03392	D15290	STAFFA VALVOLE DIVIS + BLOCCO DX SP 5MM	BRACKET	SUPPORT	BUEGEL	SOPORTE
#	H75A00011	M03739	"TUBO IDR OH3/8""-R1AT 1/4""X1850-OH3/8""	TUBE	TUBE	ROHR	TUBO
#	H75A00012	M03740	"TUBO IDR OH3/8""-R1AT 1/4""X3050-OH3/8""	TUBE	TUBE	ROHR	TUBO
#	H75A00022	M04259	"TUBO IDR OH3/8""-R1AT 1/4""X3300-OH3/8""	TUBE	TUBE	ROHR	TUBO
#	H75A00023	M04260	"TUBO IDR OH3/8""-R1AT 1/4""X2200-OH3/8""	TUBE	TUBE	ROHR	TUBO
#	H75A00044	M05860	"TUBO IDR F90°3/8""-R1A 3/8""X630-F90°3/8""	TUBE	TUBE	ROHR	TUBO
#	H75A00060	M07597	"TUBO IDR FD3/8""-R1AT 1/4""X2200-FD3/8""	TUBE	TUBE	ROHR	TUBO
#	H80A00054	M15384	CILINDRO D.60 C.80 S.30	CYLINDER	CYLINDRE	ZYLINDER	CILÍNDRICA
#	H80A00055	M15385	CILINDRO D.70 C.80 S.36	CYLINDER	CYLINDRE	ZYLINDER	CILÍNDRICA
#	SCOA00137		SERIE GUARNIZIONI CIL. M15921 / M15384 / H80A00093 D.60 S.3	SERIES	SÉRIE	SERIE	SERIE
#	SCOA00138		SERIE GUARNIZIONI CIL. M15922/M15385 D.70 S.36	SERIES	SERIE	SERIE	SERIE

Attacco idraulico per seminatrice DX

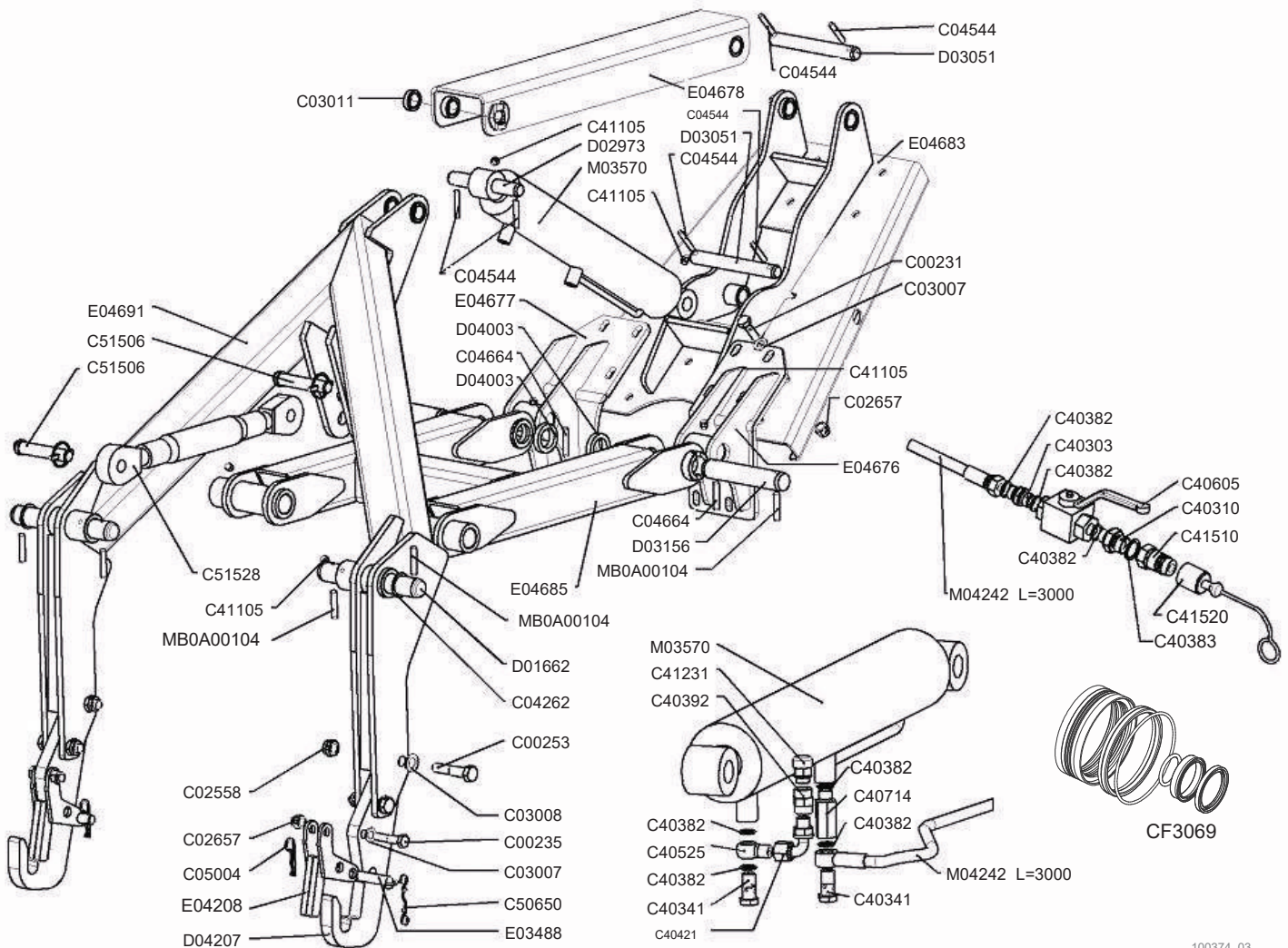
Hydraulic quick coupling for sowing machine DX

Attelage hydraulique pour semoir DX

Hydro Hitch für Drillmaschine DX

Drawing Code: **100374_4**

Accessories: S40A00019



100374_03



Attacco idraulico per seminatrice DX

Hydraulic quick coupling for sowing machine DX

Attelage hydraulique pour semoir DX

Hydro Hitch fur Drillmaschine DX

Drawing Code: **100374_4**

Accessories: S40A00019

N°	Code	Old.	Descrizione / Description	GB	FR	D	E
#	M80A00180	C00231	VITE TE 88 PF FP M16X1,5X50 ZINC UNI 5738	SCREW	VIS	SCHRAUBE	TORNILLO
#	M80A00184	C00235	VITE TE 88 PF FP M16X1,5X70 ZINC UNI 5738	SCREW	VIS	SCHRAUBE	TORNILLO
#	M80A00198	C00253	VITE TE 88 PF FP M20X1,5X90 ZINC UNI 573	SCREW	VIS	SCHRAUBE	TORNILLO
#	M85A00066	C02558	DADO AUTOBLOC BASSO 8 PF M20X1,5 H=20 UNI 7474	NUT	BOULONS	NUT	DADO
#	M85A00089	C02657	DADO AUTOBLOC ALTO 8 M16X1,5 H=18 UNI 7473	NUT	BOULONS	NUT	DADO
#	M90A00010	C03007	RONDELLA PIANA D.17 DIN125-A ZINC.	WASHER	RONDELLE	UNTERLEGSSCHEIBE	ARANDELLA
#	M90A00011	C03008	RONDELLA PIANA D.21 DIN125-A ZINC.	WASHER	RONDELLE	UNTERLEGSSCHEIBE	ARANDELLA
#	M90A00014	C03011	RONDELLA PIANA D.28 DIN125-A ZINC.	WASHER	RONDELLE	UNTERLEGSSCHEIBE	ARANDELLA
#	MA5A00060	C04262	SPESSORE REG. * 40,2X49,8X2	THICKNESS	CALES	DICKE	ESPEJOR
#	MB0A00032	C04544	SPINA ELASTICA D.10X60	SOCKET	GOUPILLE	STECKER	PASADOR
#	MB0A00075	C04664	SPINA SPIROL D.12X60	SOCKET	GOUPILLE	STECKER	PASADOR
#	MB0A00087	C05004	SPINA A MOLLA D.4	SOCKET	GOUPILLE	STECKER	PASADOR
#	H35A00003	C40303	NIPLES 3/8 3/8	NIPLES	NIPLES	NIPLES	NIPLES
#	H35A00010	C40310	NIPLES RIDUZ. 1/2 3/8	NIPLES	NIPLES	NIPLES	NIPLES
#	H40A00002	C40341	VITE FORATA 3/8X31	SCREW	VIS	SCHRAUBE	TORNILLO
#	H35A00042	C40382	RONDELLA RAME 3/8 D.17	WASHER	RONDELLE	UNTERLEGSSCHEIBE	ARANDELLA
#	H35A00043	C40383	RONDELLA RAME 1/2 D.21	WASHER	RONDELLE	UNTERLEGSSCHEIBE	ARANDELLA
#	H35A00051	C40392	"MANICOTTO 3/8"" FF L=30 USO ARIA *sost.*"	SLEEVE	MANCHON	MUFFE	MANGA
#	H35A00075	C40421	CURVA 90° MF 3/8 GIRELLO	CURVE	COURBE	BOGEN	CURVO
#	H35A00101	C40525	"OCCHIO FILETTATO 3/8""	EYE	ŒIL	AUGE	OJOS
#	H55A00002	C40605	RUBINETTO A SFERA 3/8 400 BAR	TAP	ROBINET	HAHN	GRIFOS
#	H70A00011	C40714	VALVOLA PARACADUTE (TAR1.5) COLON. 3/8H=40MM TEN. DIN	VALVE	SOUPAPE	VENTIL	VALVULA
#	MJ5A00005	C41105	INGRASSATORE M10X1 DIRITTO	GREASE NIPPLE	GRAISSOR	FETTBUCHSE	ENGRASADOR
#	H65A00003	C41231	TAPPO SFIATECH 3/8 GAS (ALLUMINIO) + GUARNIZIONE (ALLUM)	PLUG	BOUCHON	STOEPSSEL	ENCHUFE
#	H50A00005	C41510	INNESTO RAPIDO MASCHIO ATT. 1/2 F NV	COUPLING	ACCOUPLLEMENT	KUPPLUNG	COMPROMISO
#	G10A00002	C41520	TAPPO PROTEZIONE PER INNESTO RAPIDO 1/2 MASCHIO (BLU)	PLUG	BOUCHON	STOEPSSEL	ENCHUFE
#	M79A00002	C50650	GOMMINO CON ANELLI L.240 MM.	RUBBER	CAOUTCHOUC	BELAG	GOMAS
#	M15A00005	C51506	PERNO 3?. D.25 CON CAT. (ART.33457)	PIN	PIVOT	STIFT	PIN
#	ME0A00011	C51528	TIRANTE D.25,4 M36X3 L=525/760	TIE ROD	TIRANT	ZUGSTANGE	TIRANTE
#	SCOA00074	CF3069	SERIE GUARNIZIONI CIL. M03570 D.85 D.40	SERIES	SÉRIE	SERIE	SERIE
#	M15A00019	D01662	PERNO D.40X213 UT.2 FORI D.12 TEMPR.IND+ZINC	PIN	PIVOT	STIFT	PIN
#	M15A00033	D02973	PERNO D.28X152 UT.2 FORI D.10 ZINC	PIN	PIVOT	STIFT	PIN
#	M15A00036	D03051	PERNO D.28X194 UT. 2 FORI D.10 ZINC***	PIN	PIVOT	STIFT	PIN
#	M15A00038	D03156	PERNO D.40X155 UT. 2 FORI D.12 TEMPR.INDUZ.	PIN	PIVOT	STIFT	PIN
#	C05A04381	D04003	RONDELLA D.60.3X40.5X12	WASHER	RONDELLE	UNTERLEGSSCHEIBE	ARANDELLA
#	C20A00010	D04207	GANCIO ATTACCO SEMINATRICE DF-DX 30mm	HOOK	ATTACHE	HAKEN	ENGANCHE
#	M15A00174	E03488	PERNO ROND D.20X63 UT. FORO D.6 ZINC***	PIN	PIVOT	STIFT	PIN
#	C20A00778	E04208	FERMO GANCIO ATTACCO SEM. DF-DX	MECH. STOP	FERMETURE	MECH. SPERRUNG	PARADO
#	C20A00884	E04676	STAFFA DESTRA SNODO ATT. SEM. DX	BRACKET	SUPPORT	BUEGEL	SOPORTE
#	C20A00885	E04677	STAFFA SINISTRA SNODO ATT. SEM. DX	BRACKET	SUPPORT	BUEGEL	SOPORTE
#	C20A00886	E04678	BRACCIO SUPER. ATT. SEM. DF/DG/DX	ARM	BRAS	ARM	BRAZO
#	C20A00887	E04683	COPERTURA PORTA CIL. ATT. SEM. DX	COVER	COUVERTURE	ABDECKUNG	CUBIERTA
#	C20A00888	E04685	BRACCI INFERIORI ATT. SEM. DF/DG/DX	ARMS	BRASES	ARM	BRAZO
#	C20A00889	E04691	TELAIO POSTERIORE ATT. SEM. DF/DG/DX	FRAME	CHASSIS	RAHMEN	MARCO
#	H80A00011	M03570	CILINDRO D.85 C.430 S.40 DF4	CYLINDER	CYLINDRE	ZYLINDER	CILÍNDRICA
#	H75A00019	M04242	"TUBO IDR OH3/8""-R1AT 1/4""X3000-FD3/8""	TUBE	TUBE	ROHR	TUBO
#	MB0A00104		"SPINA SPIROL D.12X60 TRATTATA "" GEOMET ""	SOCKET	GOUPILLE	STECKER	PASADOR

Copyright © 2009 Alpego s.p.a. ®

Tutti i diritti sono riservati. È vietata espressamente la ristampa o l'uso non autorizzato senza permesso scritto dalla Alpego s.p.a.

Tous droits réservés. Toute réimpression ou utilisation non autorisée sans la permission écrite de la Alpego s.p.a. est formellement interdite

Alle Rechte vorbehalten. Nachdruck, Vervielfältigung und Verbreitung, auch auszugsweise, ist ohne schriftliche Genehmigung der Alpego s.p.a.

All rights reserved. Any reprinting or unauthorized use without the written permission of Alpego s.p.a. is expressly prohibited

Todos los derechos reservados. Toda reproducción o uso no autorizado sin el consentimiento escrito de Alpego s.p.a. quedan expresamente prohibidos

01/07/2019

Kit fine corsa attacco idraulico per seminatrice DG-DX

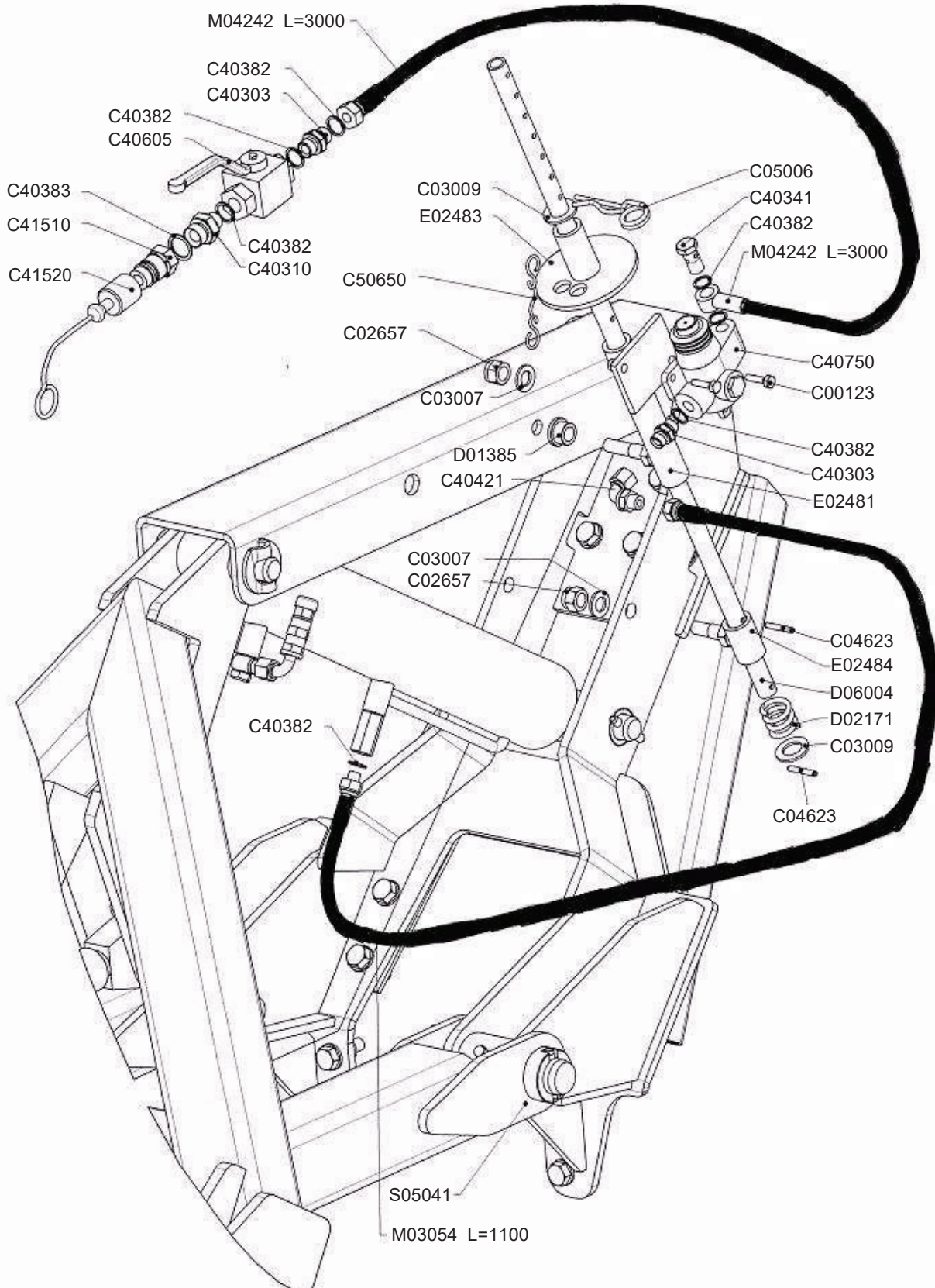
Kit blocking of Hydraulic quick coupling for DG-DX

Kit de Blocage pour Attelage hydraulique pour semoir DG-DX

Installationssatzblockieren für Hydro Hitch DG-DX

Drawing Code: **100378_1**

Accessories: SZ9A00011



100378_01



Kit fine corsa attacco idraulico per seminatrice DG-DX

Kit blocking of Hydraulic quick coupling for DG-DX

Kit de Blocage pour Attelage hydraulique pour semoir DG-DX

Installationsatzblockieren für Hydro Hitch DG-DX

Drawing Code: **100378_1**

Accessories: SZ9A00011

N°	Code	Old.	Descrizione / Description
#	M80A00112	C00123	VITE TE 88 PG FT M8X30 ZINC UNI 5739
#	M85A00089	C02657	DADO AUTOBLOC ALTO 8 M16X1,5 H=18 UNI 7473
#	M90A00010	C03007	RONDELLA PIANA D.17 DIN125-A ZINC.
#	M90A00012	C03009	RONDELLA PIANA D.23 DIN125-A ZINC
#	MB0A00060	C04623	SPINA SPIROL D.6X40
#	MB0A00089	C05006	SPINA A MOLLA D.5 DOPPIA SPIRA
#	H35A00003	C40303	NIPLES 3/8 3/8
#	H35A00010	C40310	NIPLES RIDUZ. 1/2 3/8
#	H40A00002	C40341	VITE FORATA 3/8X31
#	H35A00042	C40382	RONDELLA RAME 3/8 D.17
#	H35A00043	C40383	RONDELLA RAME 1/2 D.21
#	H35A00075	C40421	CURVA 90° MF 3/8 GIRELLO
#	H55A00002	C40605	RUBINETTO A SFERA 3/8 400 BAR
#	H70A00026	C40750	VALVOLA F.CORSA V-FCR-1T-60 PERN.PROL.
#	H50A00005	C41510	INNESTO RAPIDO MASCHIO ATT. 1/2 F NV
#	G10A00002	C41520	TAPPO PROTEZIONE PER INNESTO RAPIDO 1/2 MASCHIO (BLU)
#	M79A00002	C50650	GOMMINO CON ANELLI L.240 MM.
#	C15A00062	D01385	BUSSOLA D25/32 D.16,5 L.18,5 CARBON+ZINC
#	MF5A00016	D02171	MOLLA COMPRESS. DE.35x40xFilo 5.5
#	C15A00409	D06004	ASTA REG. FINE CORSA ATTACCO IDR. DG/DX ZINC.
#	C20A00445	E02481	SUPPORTO VALVOLA FINE CORSA
#	C20A00446	E02483	DISCO CON MOZZO FINE CORSA BIGA
#	C20A00447	E02484	BUSSOLA INFERIORE ASTA FINE CORSA
#	H75A00010	M03054	"TUBO IDR FD3/8"-R1AT 1/4"X1100-MD3/8"
#	H75A00019	M04242	"TUBO IDR OH3/8"-R1AT 1/4"X3000-FD3/8"
#	S40A00020	S05041	ATTACCO SEMINATRICE DP/DK PARALLEL X 1500KG

GB	FR	D	E
SCREW	VIS	SCHRAUBE	TORNILLO
NUT	BOULONS	NUT	DADO
WASHER	RONDELLE	UNTERLEGSSCHEIBE	ARANDELLA
WASHER	RONDELLE	UNTERLEGSSCHEIBE	ARANDELLA
SOCKET	GOUPILLE	STECKER	PASADOR
SOCKET	GOUPILLE	STECKER	PASADOR
NIPLES	NIPLES	NIPLES	NIPLES
NIPLES	NIPLES	NIPLES	NIPLES
SCREW	VIS	SCHRAUBE	TORNILLO
WASHER	RONDELLE	UNTERLEGSSCHEIBE	ARANDELLA
WASHER	RONDELLE	UNTERLEGSSCHEIBE	ARANDELLA
CURVE	COURBE	BOGEN	CURVO
TAP	ROBINET	HAHN	GRIFOS
VALVE	SOUPAPE	VENTIL	VALVULA
COUPLING	ACCOUPEMENT	KUPPLUNG	COMPROMISO
PLUG	BOUCHON	STOEPSSEL	ENCHUFE
RUBBER	CAOUTCHOUC	BELAG	GOMAS
BUSHING	ENTRETOISE	BUCHSE	BRUJULA
SPRING	RESSORT	FEDER	MUELLE
ROD	POLE	STIFT	POLOS
SUPPORT	SUPPORT	STUTZE	APOYO
DISC	DISQUE	SCHEIBE	DISCO
BUSHING	ENTRETOISE	BUCHSE	BRUJULA
TUBE	TUBE	ROHR	TUBO
TUBE	TUBE	ROHR	TUBO
CONNECTION	ATTELAGE	ANSCHLUSS	ATAQUE

Registro idraulico barra affinamento (2 Cilindri)

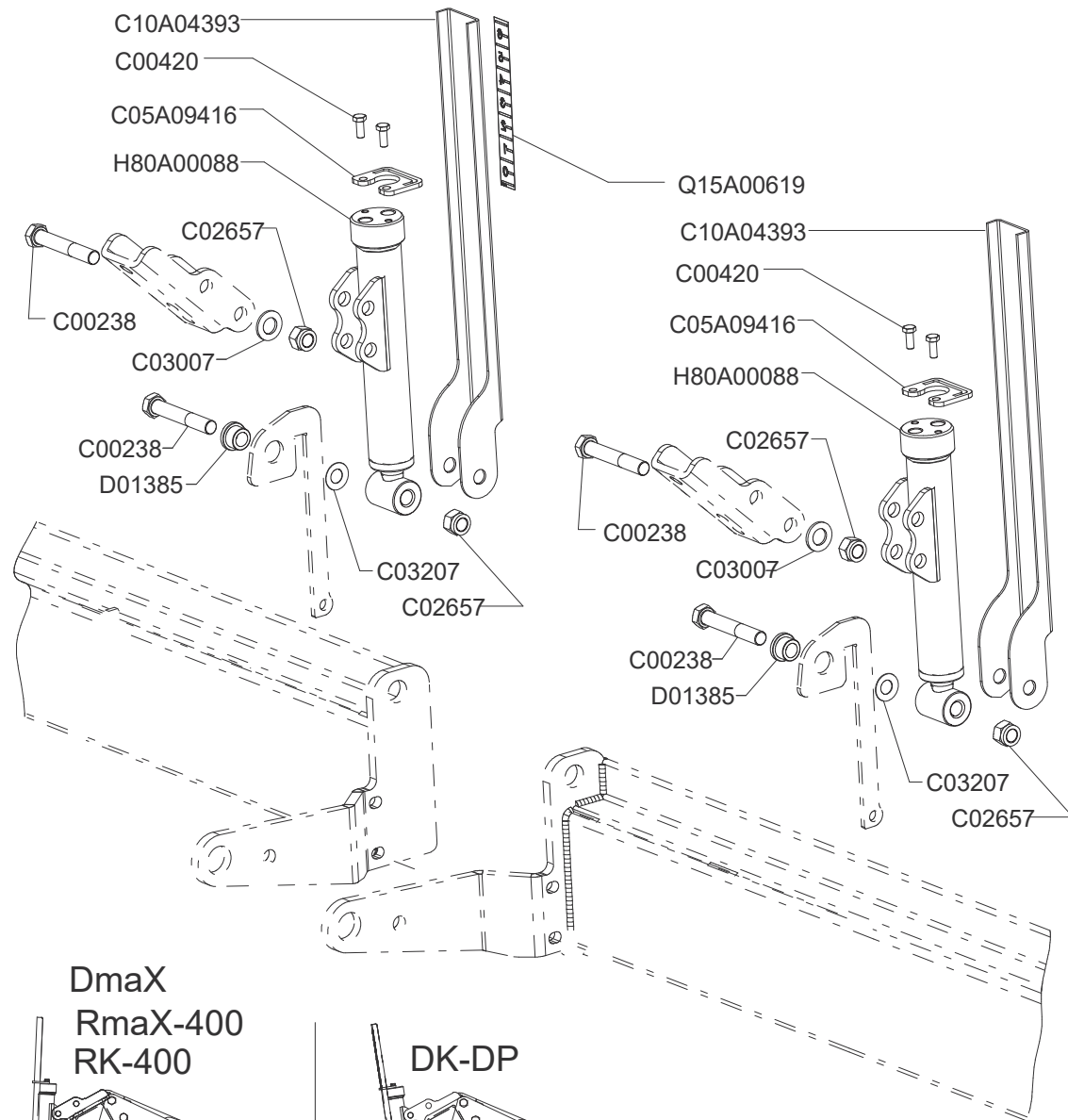
Hydraulic level control for rear bar (2 Cylinder)

Reglage hydraulique pour barra arriere (2 Cylindre)

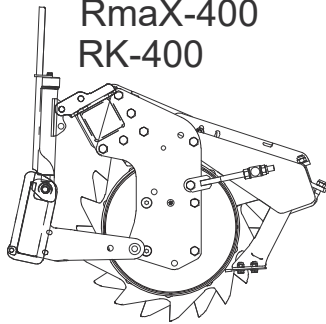
Hydro einstellung für hintere stange (2 Zylinder)

Drawing Code: **K00A01315_0**

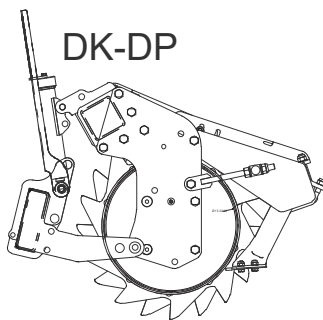
Accessories: SZ9A00079



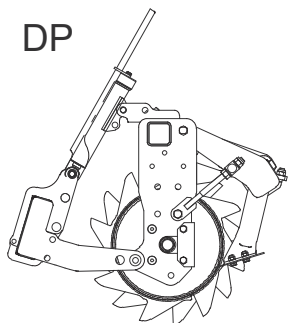
**DmaX
RmaX-400
RK-400**



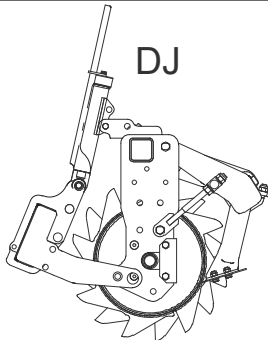
DK-DP



DP



DJ



K00A01315_0



Registro idraulico barra affinamento (2 Cilindri)

Hydraulic level control for rear bar (2 Cylinder)

Reglage hydraulique pour barra arriere (2 Cylindre)

Hydro einstellung für hintere stange (2 Zylinder)

Drawing Code: **K00A01315_0**

Accessories: SZ9A00079

N°	Code	Old.	Descrizione / Description
#	M80A00187	C00238	VITE TE 88 PF FP M16X1,5X100 ZINC UNI 57
#	M80A00235	C00420	VITE TCEI PG M8X20 ZINC UNI 5931
#	M85A00089	C02657	DADO AUTOBLOC ALTO 8 M16X1,5 H=18 UNI 7473
#	M90A00010	C03007	RONDELLA PIANA D.17 DIN125-A ZINC.
#	M90A00053	C03207	DISCO ELAST. D.16,3X31.5X1.75 DIN 2093 ZINCO-LAMELLARE
#	C05A09416		PIASTRA GUIDA INDICAT.BARRA AFF IDRO SP5MM
#	C10A04393		INDICATORE PROF.CILINDRO BARRA AFF.
#	C15A00062	D01385	BUSSOLA D25/32 D.16,5 L.18,5 CARBON+ZINC
#	H80A00088		CILINDRO IDR.40/25/180 BARRE AFFINAMENTO
#	Q15A00619		ADESIVO SCALA PROFONFITÀ BARRA AFF.IDRO.

GB	FR	D	E
SCREW	VIS	SCHRAUBE	TORNILLO
SCREW	VIS	SCHRAUBE	TORNILLO
NUT	BOULONS	NUT	DADO
WASHER	RONDELLE	UNTERLEGSCHIEBE	ARANDELLA
DISC	DISQUE	SCHEIBE	DISCO
PLATE	PLAQUE	PLATTE	PLACA
GAUGE	INDICE	ANZEIGER	INDICE
BUSHING	ENTRETOISE	BUCHSE	BRUJULA
CYLINDER	CYLINDRE	ZYLINDER	CILÍNDRICA
STICKER	ADHESIF	AUFKLEBER	ADHESIVOS



Impianto registro idraulico barra affinamento (2 Cilindri)

Hydraulic connection for rear bar (2 Cylinder)

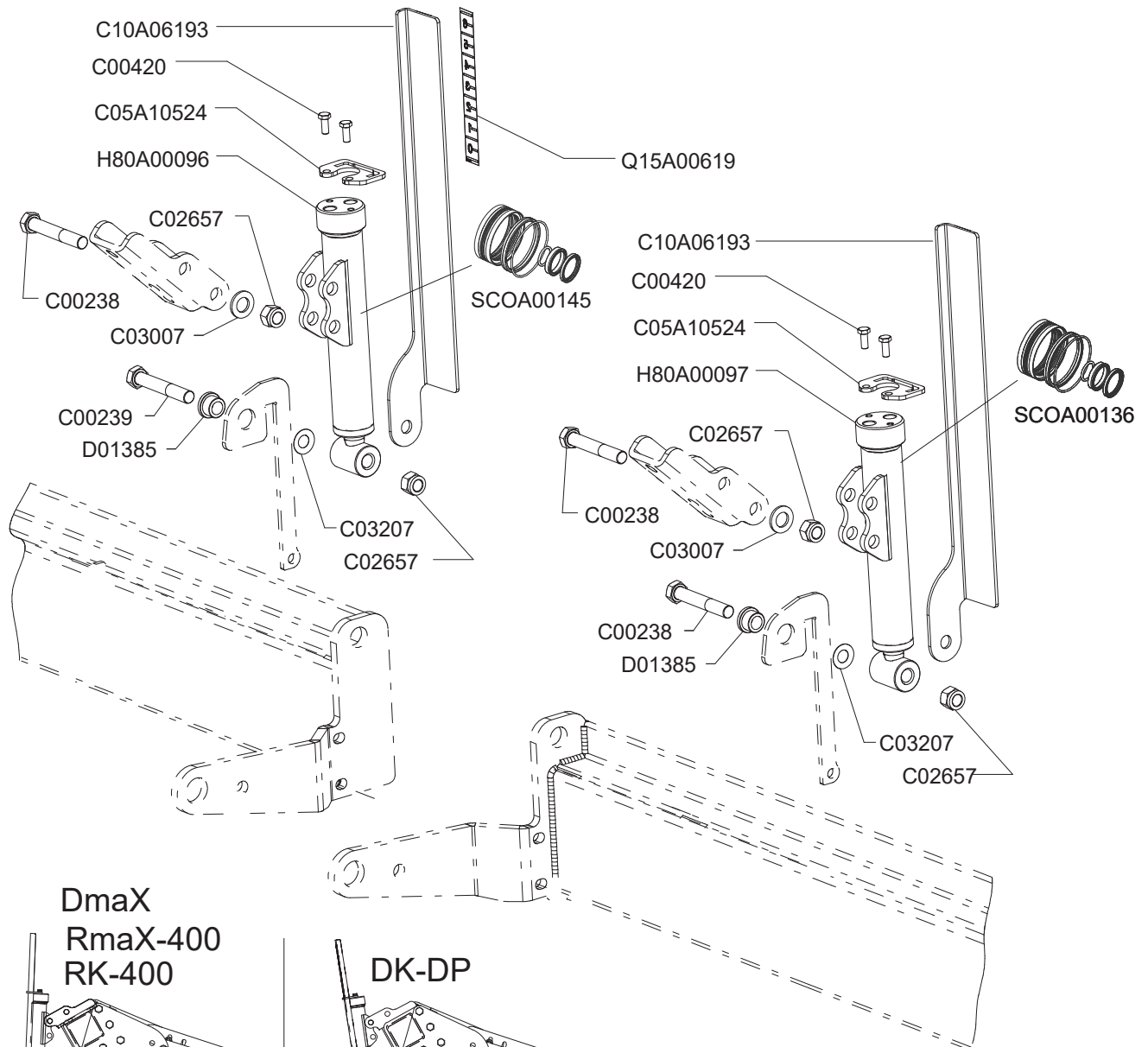
Connexion hydraulique pour barra arriere (2 Cylindre)

Hydraulische Verbindung für hintere stange (2 Zylinder)

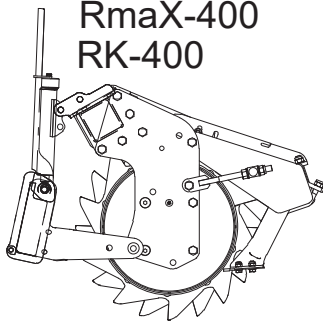
Drawing Code: **K00A01316_0**

Accessories: SZ9A00079

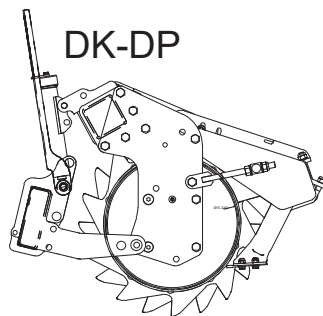
N°	Code	Old.	Descrizione / Description	GB	FR	D	E
#	M80A00113	C00124	VITE TE 88 PG FT M8X35 ZINC UNI 5739	SCREW	VIS	SCHRAUBE	TORNILLO
#	M80A00120	C00132	VITE TE 88 PG FT M10X30 ZINC UNI 5739	SCREW	VIS	SCHRAUBE	TORNILLO
#	M80A00138	C00153	VITE TE 88 PG FT M14X40 ZINC UNI 5739	SCREW	VIS	SCHRAUBE	TORNILLO
#	M80A00182	C00233	VITE TE 88 PF FP M16X1,5X60 ZINC UNI 573	SCREW	VIS	SCHRAUBE	TORNILLO
#	M80A00229	C00415	VITE TCEI PG M6X20 ZINC UNI 5931	SCREW	VIS	SCHRAUBE	TORNILLO
#	M80A00230	C00416	VITE TCEI PG M6x70 ZINC UNI 5931	SCREW	VIS	SCHRAUBE	TORNILLO
#	M85A00073	C02602	DADO AUTOBLOC ALTO 8 M6 H=7.8 UNI 7473	NUT	BOULONS	NUT	DADO
#	M85A00077	C02604	DADO AUTOBLOC ALTO 8 M10 H=11.5 UNI 7473	NUT	BOULONS	NUT	DADO
#	M85A00079	C02606	DADO AUTOBLOC ALTO 8 M14 H=16 UNI 7473	NUT	BOULONS	NUT	DADO
#	M85A00089	C02657	DADO AUTOBLOC ALTO 8 M16X1,5 H=18 UNI 7473	NUT	BOULONS	NUT	DADO
#	M90A00003	C03002	RONDELLA PIANA D.6,4 DIN125-A ZINC.	WASHER	RONDELLE	UNTERLEGSCHIEBE	ARANDELLA
#	M90A00007	C03004	RONDELLA PIANA D.10,5 DIN125-A ZINC.	WASHER	RONDELLE	UNTERLEGSCHIEBE	ARANDELLA
#	M90A00009	C03006	RONDELLA PIANA D.15 DIN125-A ZINC.	WASHER	RONDELLE	UNTERLEGSCHIEBE	ARANDELLA
#	M90A00010	C03007	RONDELLA PIANA D.17 DIN125-A ZINC.	WASHER	RONDELLE	UNTERLEGSCHIEBE	ARANDELLA
#	C10A04487		STAFFA CORPO VALV.DIVISORE E VALV. DI BLOCCO	BRACKET	SUPPORT	BUEGEL	SOPORTE
#	C20A03022		SUPPORTO COLLARE FERMATUBO IDRO	SUPPORT	SUPPORT	STUTZE	APOYO
#	H35A00003	C40303	NIPLES 3/8 3/8	NIPLES	NIPLES	NIPLES	NIPLES
#	H40A00002	C40341	VITE FORATA 3/8X31	SCREW	VIS	SCHRAUBE	TORNILLO
#	H35A00042	C40382	RONDELLA RAME 3/8 D.17	WASHER	RONDELLE	UNTERLEGSCHIEBE	ARANDELLA
#	H35A00043	C40383	RONDELLA RAME 1/2 D.21	WASHER	RONDELLE	UNTERLEGSCHIEBE	ARANDELLA
#	H35A00111	C40712	COLONNETTA LUNGA 3/8 M/F ESAGONO H=50	COLUMN	COLONNE	SAUKE	COLONNETTA
#	H50A00005	C41510	INNESTO RAPIDO MASCHIO ATT. 1/2 F NV	COUPLING	ACCOUPLLEMENT	KUPPLUNG	COMPROMISO
#	G10A00002	C41520	TAPPO PROTEZIONE PER INNESTO RAPIDO 1/2 MASCHIO (BLU)	PLUG	BOUCHON	STOEPSSEL	ENCHUFE
#	C15A00017	C50661	COPERCHIO BLOCCHETTO FERMATUBI DOPPIO TUBO DA 14-1'	LID	COUVERCLE	DECKEL	TAPA
#	G10A00035	C50676	"BLOCCHETTO (SOLO CORPO) FERMATUBO DOPPIO CF2 D.1/4"	BLOCK	BLOC	BLOCK	BLOQUE
#	H35A00115	D05981	NIPLES RIDUZIONE 1/2 3/8 CON FORO D.1,6	NIPLES	NIPLES	NIPLES	NIPLES
#	C10A03392	D15290	STAFFA VALVOLE DIVIS + BLOCCO DX SP 5MM	BRACKET	SUPPORT	BUEGEL	SOPORTE
#	H70A00071		CORPO VALVOLA DIVISORE E VALVOLE DI BLOCCO (2015)	BODY	CORPS	KOERPER	CUERPO
#	H75A00099	M15341	"TUBO IDR OH3/8""-R1AT 1/4""X2500-OH3/8""	TUBE	TUBE	ROHR	TUBO
#	H80A00088		CILINDRO IDR.40/25/180 BARRE AFFINAMENTO	CYLINDER	CYLINDRE	ZYLINDER	CILÍNDRICA
#	H75A00060	M07597	"TUBO IDR FD3/8""-R1AT 1/4""X2200-FD3/8""	TUBE	TUBE	ROHR	TUBO



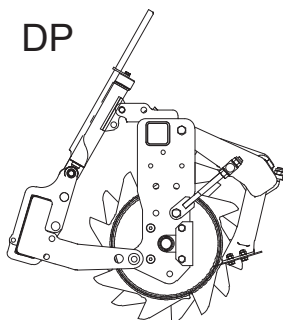
**DmaX
RmaX-400
RK-400**



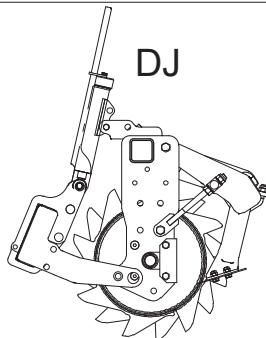
DK-DP



DP



DJ





Registro idraulico barra affinamento 2018 (2 Cilindri C.C.)

Hydraulic level control for rear bar 2018 (2 Cylinder C.C.)

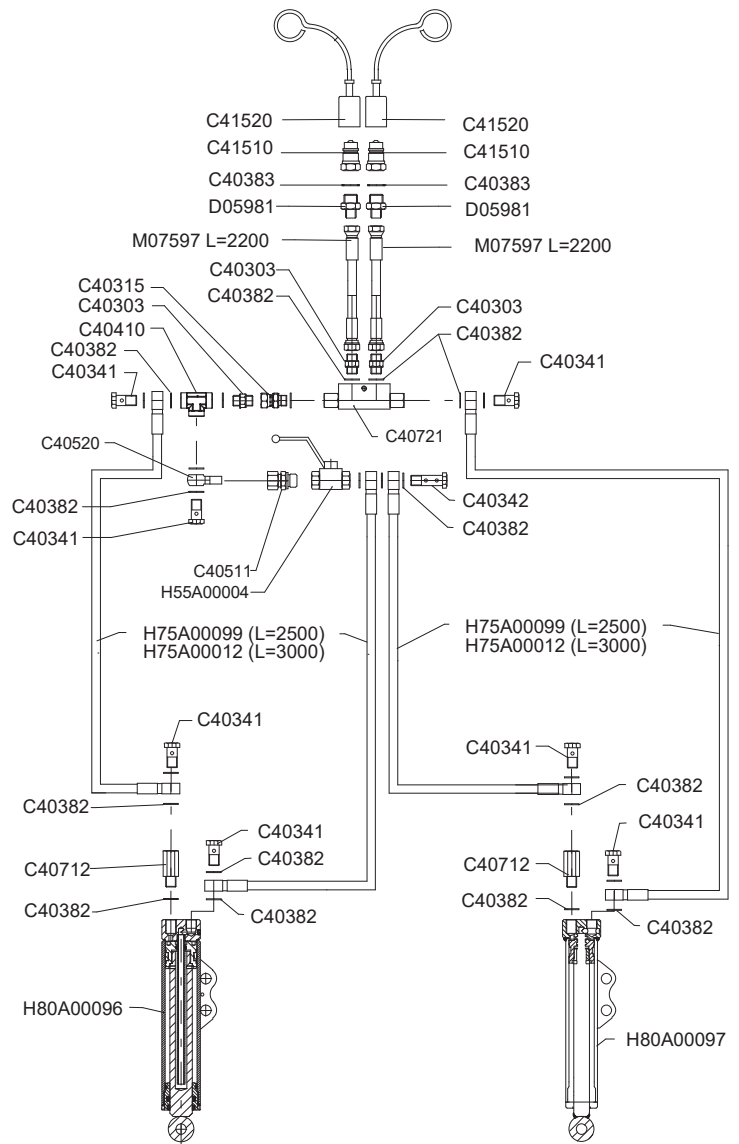
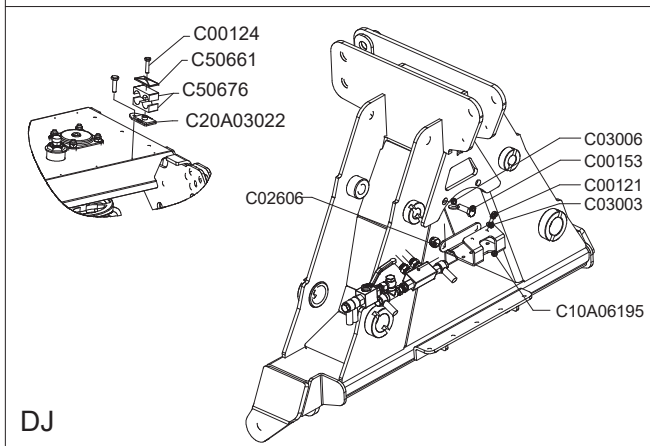
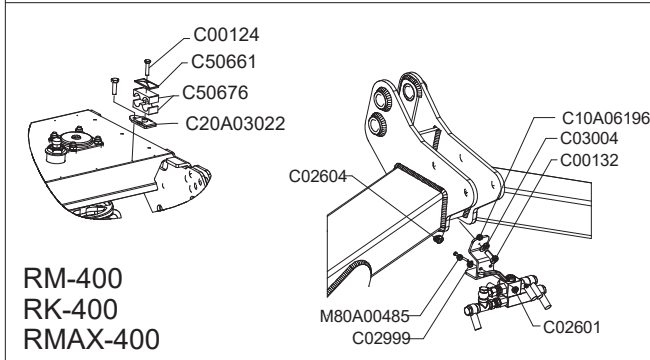
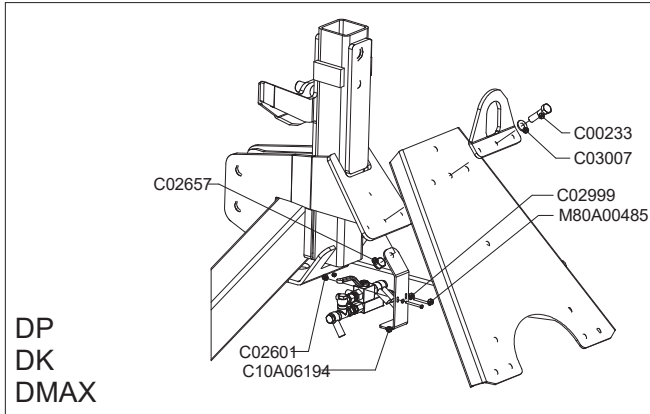
Reglage hydraulique pour barra arriere 2018 (2 Cylindre C.C.)

Hydro einstellung fur hintere stange 2018 (2 Zylinder C.C.)

Drawing Code: **K00A01432_0**

Accessories: SZ9A00088 - SZ9A00089

N°	Code	Old.	Descrizione / Description	GB	FR	D	E
#	M80A00187	C00238	VITE TE 88 PF FP M16X1,5X100 ZINC UNI 57	SCREW	VIS	SCHRAUBE	TORNILLO
#	M80A00188	C00239	VITE TE 88 PF FP M16X1,5X110 ZINC UNI 57	SCREW	VIS	SCHRAUBE	TORNILLO
#	M80A00235	C00420	VITE TCEI PG M8X20 ZINC UNI 5931	SCREW	VIS	SCHRAUBE	TORNILLO
#	M85A00089	C02657	DADO AUTOBLOC ALTO 8 M16X1,5 H=18 UNI 7473	NUT	BOULONS	NUT	DADO
#	M90A00010	C03007	RONDELLA PIANA D.17 DIN125-A ZINC.	WASHER	RONDELLE	UNTERLEGSCHIEBE	ARANDELLA
#	M90A00053	C03207	DISCO ELAST. D.16,3X31.5X1.75 DIN 2093 ZINCO-LAMELLARE	DISC	DISQUE	SCHEIBE	DISCO
#	C05A10524		PIASTRA GUIDA ASSIMETRICA INDICAT.BARRA AFF IDRO	PLATE	PLAQUE	PLATTE	PLACA
#	C10A06193		INDICATORE PROF. BARRA AFF. IDRAULICA	GAUGE	INDICE	ANZEIGER	INDICE
#	C15A00062	D01385	BUSSOLA D25/32 D.16,5 L.18,5 CARBON+ZINC	BUSHING	ENTRETOISE	BUCHSE	BRUJULA
#	H80A00096		CILINDRO IDR.50/30/172 BARRE AFFINAMENTO	CYLINDER	CYLINDRE	ZYLINDER	CILÍNDRICA
#	H80A00097		CILINDRO IDR.40/25/180 BARRE AFFINAMENTO	CYLINDER	CYLINDRE	ZYLINDER	CILÍNDRICA
#	Q15A00619		ADESIVO SCALA PROFONFITÀ BARRA AFF.IDRO.	STICKER	ADHESIF	AUFKLEBER	ADHESIVOS
#	SCOA00136		SERIE GUARNIZIONI CIL.H80A00088 D.40 D.25	SERIES	SÉRIE	SERIE	SERIE
#	SCOA00145		SERIE GUARNIZIONI CIL. H80A00096 D50 D30	SERIES	SÉRIE	SERIE	SERIE



K00A01433_00



Impianto registro idraulico barra affinamento 2018 (2 Cilindri C.C.)

Hydraulic connection for rear bar 2018 (2 Cylinder C.C.)

Connexion hydraulique pour barra arriere 2018 (2 Cylindre C.C.)

Hydraulische Verbindung für hintere stange 2018 (2 Zylinder C.C.)

Drawing Code: **K00A01433_0**

Accessories: SZ9A00088 - SZ9A00089

N°	Code	Old.	Descrizione / Description	GB	FR	D	E
#	M80A00110	C00121	VITE TE 88 PG FT M8X20 ZINC UNI 5739	SCREW	VIS	SCHRAUBE	TORNILLO
#	M80A00113	C00124	VITE TE 88 PG FT M8X35 ZINC UNI 5739	SCREW	VIS	SCHRAUBE	TORNILLO
#	M80A00120	C00132	VITE TE 88 PG FT M10X30 ZINC UNI 5739	SCREW	VIS	SCHRAUBE	TORNILLO
#	M80A00138	C00153	VITE TE 88 PG FT M14X40 ZINC UNI 5739	SCREW	VIS	SCHRAUBE	TORNILLO
#	M80A00182	C00233	VITE TE 88 PF FP M16X1,5X60 ZINC UNI 573	SCREW	VIS	SCHRAUBE	TORNILLO
#	M85A00072	C02601	DADO AUTOBLOC ALTO 8 M5 H=6.7 UNI 7473	NUT	BOULONS	NUT	DADO
#	M85A00077	C02604	DADO AUTOBLOC ALTO 8 M10 H=11.5 UNI 7473	NUT	BOULONS	NUT	DADO
#	M85A00079	C02606	DADO AUTOBLOC ALTO 8 M14 H=16 UNI 7473	NUT	BOULONS	NUT	DADO
#	M85A00089	C02657	DADO AUTOBLOC ALTO 8 M16X1,5 H=18 UNI 7473	NUT	BOULONS	NUT	DADO
#	M90A00001	C02999	RONDELLA PIANA D.5,3 DIN125-A ZINC.	WASHER	RONDELLE	UNTERLEGSCHLEIBE	ARANDELLA
#	M90A00005	C03003	RONDELLA PIANA D.8,4 DIN125-A ZINC.	WASHER	RONDELLE	UNTERLEGSCHLEIBE	ARANDELLA
#	M90A00007	C03004	RONDELLA PIANA D.10,5 DIN125-A ZINC.	WASHER	RONDELLE	UNTERLEGSCHLEIBE	ARANDELLA
#	M90A00009	C03006	RONDELLA PIANA D.15 DIN125-A ZINC.	WASHER	RONDELLE	UNTERLEGSCHLEIBE	ARANDELLA
#	M90A00010	C03007	RONDELLA PIANA D.17 DIN125-A ZINC.	WASHER	RONDELLE	UNTERLEGSCHLEIBE	ARANDELLA
#	C10A06194		STAFFA VALVOLE REG. IDR. RULLO E BARRA AFF. DP/DK/DX	BRACKET	SUPPORT	BUEGEL	SOPORTE
#	C10A06195		STAFFA VALVOLE REG. IDR. RULLO E BARRA AFF. DJ	BRACKET	SUPPORT	BUEGEL	SOPORTE
#	C10A06196		STAFFA VALVOLE REG. IDR. RULLO E BARRA AFF. ERPICI FISSI	BRACKET	SUPPORT	BUEGEL	SOPORTE
#	C20A03022		SUPPORTO COLLARE FERMATUBO IDRO	SUPPORT	SUPPORT	STUTZE	APOYO
#	H35A00003	C40303	NIPLES 3/8 3/8	NIPLES	NIPLES	NIPLES	NIPLES
#	H35A00015	C40315	NIPLES DI CONGIUNZIONE MF 3/8 GIREVOLE	NIPLES	NIPLES	NIPLES	NIPLES
#	H40A00002	C40341	VITE FORATA 3/8X31	SCREW	VIS	SCHRAUBE	TORNILLO
#	H40A00003	C40342	VITE FORATA DOPPIA 3/8X49	SCREW	VIS	SCHRAUBE	TORNILLO
#	H35A00042	C40382	RONDELLA RAME 3/8 D.17	WASHER	RONDELLE	UNTERLEGSCHLEIBE	ARANDELLA
#	H35A00043	C40383	RONDELLA RAME 1/2 D.21	WASHER	RONDELLE	UNTERLEGSCHLEIBE	ARANDELLA
#	H35A00064	C40410	"ADATTATORE ""T"" FEMMINA 3/8"	ADAPTER	ADAPTATEUR	ADAPTER	ADAPTADOR
#	H35A00096	C40511	NIPLES 3/8 CON OGIVA 12 TENUTA DIN 3852 FORMA E CON GU.	NIPLES	NIPLES	NIPLES	NIPLES
#	H35A00098	C40520	OCCHIO 3/8 CON TUBETTO D.12X40 ZINC.	EYE	ŒIL	AUGE	OJOS
#	H35A00111	C40712	COLONNETTA LUNGA 3/8 M/F ESAGONO H=50	COLUMN	COLONNE	SAUKE	COLONNETTA
#	H70A00013	C40721	VALVOLA BLOCCO 3/8 VBPDE L=126 CORTA	VALVE	SOUPAPE	VENTIL	VALVULA
#	H50A00005	C41510	INNESTO RAPIDO MASCHIO ATT. 1/2 F NV	COUPLING	ACCOUPLLEMENT	KUPPLUNG	COMPROMISO
#	G10A00002	C41520	TAPPO PROTEZIONE PER INNESTO RAPIDO 1/2 MASCHIO (BLU)	PLUG	BOUCHON	STOEPSSEL	ENCHUFE
#	C15A00017	C50661	COPERCHIO BLOCCHETTO FERMATUBI DOPPIO TUBO DA 14-16	LID	COUVERCLE	DECKEL	TAPA
#	G10A00035	C50676	"BLOCCHETTO (SOLO CORPO) FERMATUBO DOPPIO CF2 D.1/4"	BLOCK	BLOC	BLOCK	BLOQUE
#	H35A00115	D05981	NIPLES RIDUZIONE 1/2 3/8 CON FORO D.1,6	NIPLES	NIPLES	NIPLES	NIPLES
#	H55A00004		"RUBINETTO A SFERA 3/8""-500 BAR CON FORI FISSAGGIO"	TAP	ROBINET	HAHN	GRIFOS
#	H75A00012	M03740	"TUBO IDR OH3/8""-R1AT 1/4""X3050-OH3/8"""	TUBE	TUBE	ROHR	TUBO
#	H75A00099	M15341	"TUBO IDR OH3/8""-R1AT 1/4""X2500-OH3/8"""	TUBE	TUBE	ROHR	TUBO
#	H80A00096		CILINDRO IDR.50/30/172 BARRE AFFINAMENTO	CYLINDER	CYLINDRE	ZYLINDER	CILINDRICA
#	H80A00097		CILINDRO IDR.40/25/180 BARRE AFFINAMENTO	CYLINDER	CYLINDRE	ZYLINDER	CILINDRICA
#	H75A00060	M07597	"TUBO IDR FD3/8""-R1AT 1/4""X2200-FD3/8"""	TUBE	TUBE	ROHR	TUBO

Kit Cardani P600/P700 DX-Dmax 450/500/600

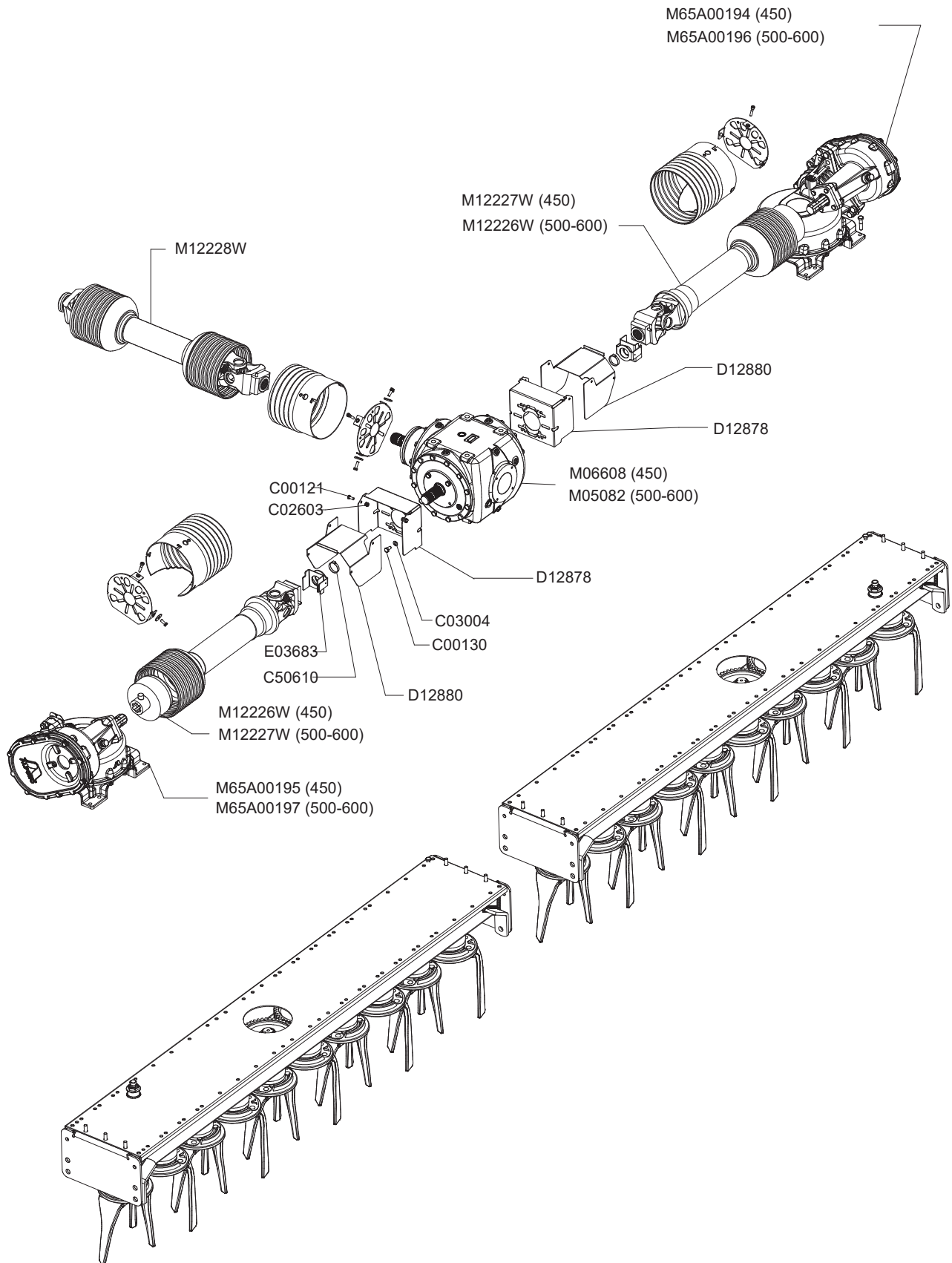
Kit pto shaft P600/700 DX-Dmax 450/500/600

Kit arbre de transmission lateral P600/700 DX-Dmax 450/500/600

Kit seite gelenkwelle DmaX P600/700 DX-Dmax 450/500/600

Drawing Code: **K00A01504_0**

Accessories: TCGA00050



K00A01504_0



Kit Cardani P600/P700 DX-Dmax 450/500/600

Kit pto shaft P600/700 DX-Dmax 450/500/600

Kit arbre de transmission lateral P600/700 DX-Dmax 450/500/600

Kit seite gelenkwelle Dmax P600/700 DX-Dmax 450/500/600

Drawing Code: **K00A01504_0**

Accessories: TCGA00050

N°	Code	Old.	Descrizione / Description
#	M80A00110	C00121	VITE TE 88 PG FT M8X20 ZINC UNI 5739
#	M80A00117	C00130	VITE TE 88 PG FT M10X20 ZINC UNI 5739
#	M85A00075	C02603	DADO AUTOBLOC ALTO 8 M8 H=10.6 UNI 7473
#	M90A00007	C03004	RONDELLA PIANA D.10.5 DIN125-A ZINC.
#	MH5A00020	C50610	FASCETTA STRINGITUBO D 25-45 X 8.5 ZINC.
#	C10A02952	D12878	SUPPORTO PROT. CARDANI LAT. DX P600/P700 ZINC.
#	C10A02953	D12880	PROT. MOBILE CARDANI LAT. DX P600/P700 ZINC.
#	R05A00015	E03683	"DIMA MONT. FORCELLE W2500 1""3/4 Z=20"
#	M65A00066	M05082	"RIDUTTORE CENTRALE ""DX"" (2200-1:1)"
#	M65A00074	M06608	"RIDUTTORE CENTR. ""DX"" (RA R190 1:1) INVERSO"
#	M73A00002	M12226W	"CARDANO P600-610 K64-24R 1""3/4Z=6DESTRO 1""3/4Z20"
#	M73A00003	M12227W	"CARDANO P600-610 K64-24L 1""3/4Z=6SINISTRO 1""3/4Z20"
#	M70A00090	M12228W	"CARDANO P700-860 1""3/4Z20-1""3/4Z20"
#	M65A00194		CAMBIO DMAX-450 DES CS190 *29/25 INVERSO (NO PDF POST)
#	M65A00195		CAMBIO DMAX-450 SINISTRO CS190 *29/25 (NO PDF POST)
#	M65A00196		CAMBIO DMAX DESTRO CS 190 *29/25 (NO PDF POST)
#	M65A00197		CAMBIO DMAX SINISTRO CS 190 *29/25 INVERSO (NO PDF POS

GB	FR	D	E
SCREW	VIS	SCHRAUBE	TORNILLO
SCREW	VIS	SCHRAUBE	TORNILLO
NUT	BOULONS	NUT	DADO
WASHER	RONDELLE	UNTERLEGSCHIEBE	ARANDELLA
CLIP	RIVELSAN	BAND	BANDAS
SUPPORT	SUPPORT	STUTZE	APOYO
PROTECTION	PROTECTION	SCHUTZ	PROTECCIÓN
DIE	GABARIT	SCHABLONE	DIMA
GEAR REDUCER	RÉDUCTEUR	UNTERSETZUNGSGE	REDUCTORES
GEAR REDUCER	RÉDUCTEUR	UNTERSETZUNGSGE	REDUCTORES
UNIVERSAL JOINT	CARDAN	GELENKWELLE	CARDAN
UNIVERSAL JOINT	CARDAN	GELENKWELLE	CARDAN
UNIVERSAL JOINT	CARDAN	GELENKWELLE	CARDAN
GEAR SHIFT	BOITE DE VITESSE	WECHSELGETRIEBE	CAMBIO
GEAR SHIFT	BOITE DE VITESSE	WECHSELGETRIEBE	CAMBIO
GEAR SHIFT	BOITE DE VITESSE	WECHSELGETRIEBE	CAMBIO
GEAR SHIFT	BOITE DE VITESSE	WECHSELGETRIEBE	CAMBIO

Cardano centrale P700

Central pto shaft P700

Arbre de transmission centrale P700

Zentral gelenkwelle P700

Drawing Code:

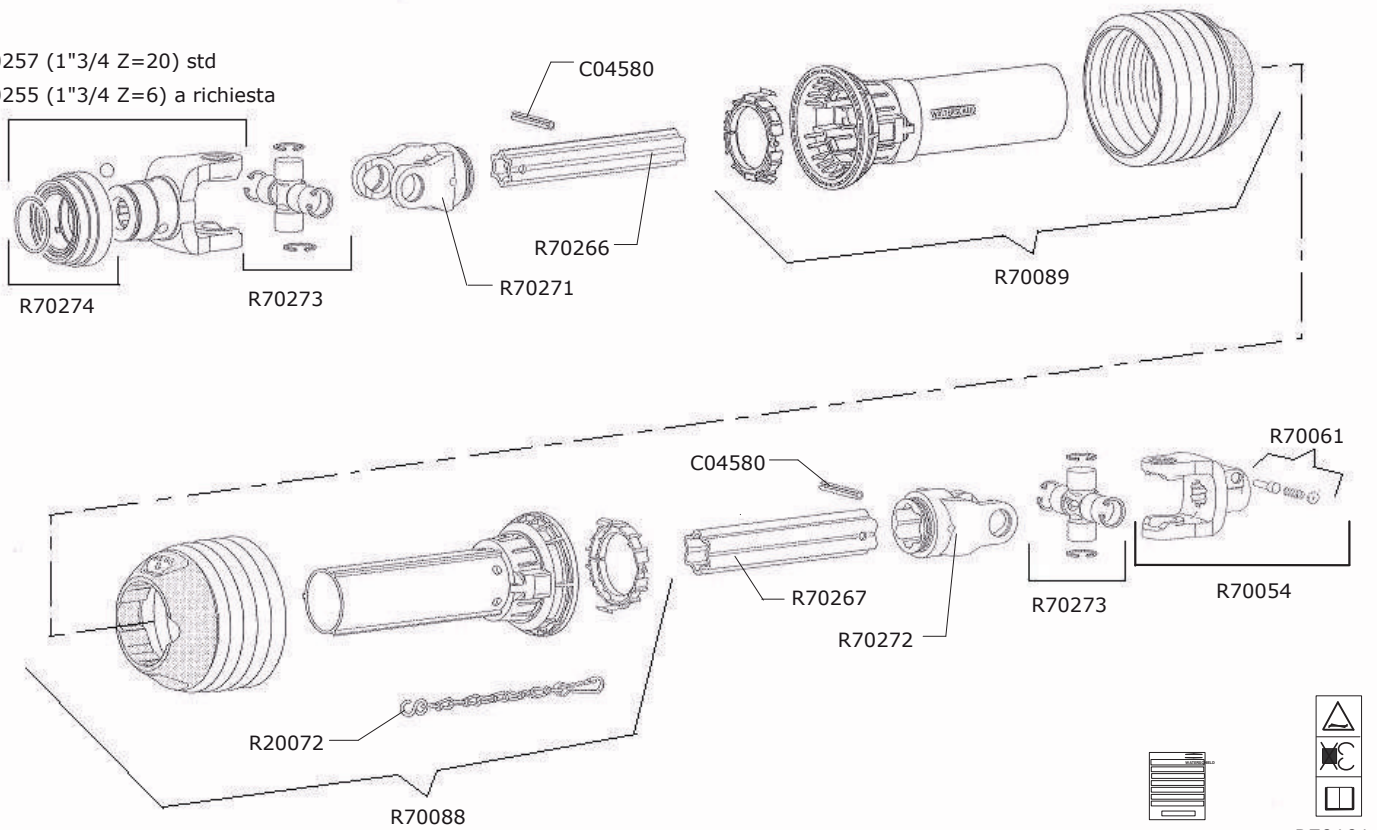
100893_0

Accessories:

Codice cardano
Code pto shaft
Code de arbre de transmission
Code gelenkwelle

M12228W

R70257 (1"3/4 Z=20) std
R70255 (1"3/4 Z=6) a richiesta



R70100



R70101

100893_00



Cardano centrale P700

Central pto shaft P700

Arbre de transmission centrale P700

Zentral gelenkwelle P700

Drawing Code:

100893_0

Accessories:

N°	Code	Old.	Descrizione / Description
#	MB0A00048	C04580	SPINA ELASTICA D.13X95
#	M70A00090	M12228W	"CARDANO P700-860 1""3/4Z20-1""3/4Z20"
#	MH0A00021	R20072	CATENELLA FERMA PROTEZIONE CARDANO
#	M72A00099	R70054	"FORCELLA AGCC 2700 1""3/4 Z=20 W-107326"
#	MF0A00068	R70061	"CONO FISSAGGIO LIMIT AUT. 1""3/4 L=41"
#	G10A00097	R70088	PROT. CARD. INTERNA PGH30-J1000 116130
#	G10A00098	R70089	PROT. CARD. ESTERNA PGH30-A1000 116129
#	Q15A00470	R70100	ADESIVO ISTRUZIONI WALTERSCHEID 705066
#	Q15A00471	R70101	ADESIVO SICUREZZA WALTERSCHEID 104689
#	M72A00127	R70255	"FORCELLA RAPIDO QSG 2700 -1""3/4 Z=6"
#	M72A00128	R70257	"FORCELLA RAPIDO QSG 2700 1""3/4 Z=20"
#	M73A00083	R70266	TUBO S5H-1000 TEMPRATO WALTERSCHEID 135883
#	M73A00084	R70267	TUBO S6-1000 WALTERSCHEID 693668
#	M72A00129	R70271	FORCELLA P700 S5 WALTERSCHEID 125760
#	M72A00130	R70272	FORCELLA P700 S6 WALTERSCHEID 125761
#	M71A00018	R70273	"CROCIERA COMPL.WALT.2700 ""LONG LIFE"""
#	M25A00031	R70274	"COLLARE QSG 1""3/4 WALTERSCHIELD 376107"

GB	FR	D	E
SOCKET	GOUPILLE	STECKER	PASADOR
UNIVERSAL JOINT	CARDAN	GELENKWELLE	CARDAN
CHAIN	CHAINE	KETTE	CADENA
FORK	MACHOIRE	GABEL	HORQUILLA
CONE	CONE	KEGEL-	CONO
PROTECTION	PROTECTION	SCHUTZ	PROTECCIÓN
PROTECTION	PROTECTION	SCHUTZ	PROTECCIÓN
STICKER	ADHESIF	AUFKLEBER	ADHESIVOS
STICKER	ADHESIF	AUFKLEBER	ADHESIVOS
FORK	MACHOIRE	GABEL	HORQUILLA
FORK	MACHOIRE	GABEL	HORQUILLA
TUBE	TUBE	ROHR	TUBO
TUBE	TUBE	ROHR	TUBO
FORK	MACHOIRE	GABEL	HORQUILLA
FORK	MACHOIRE	GABEL	HORQUILLA
CRUISE	CROISIÈRE	CRUISE	CRUISE
METAL RING	COLLARE	METALLRING	COLLAR



Cardano laterale destro P600 con limit.aut. L=610

Side right pto shaft P600 L=610

Arbre de transmission lateral droite P600 L=610

Seite gelenkwelle rechts P600 L=610

Drawing Code:

100885_0

Accessories:

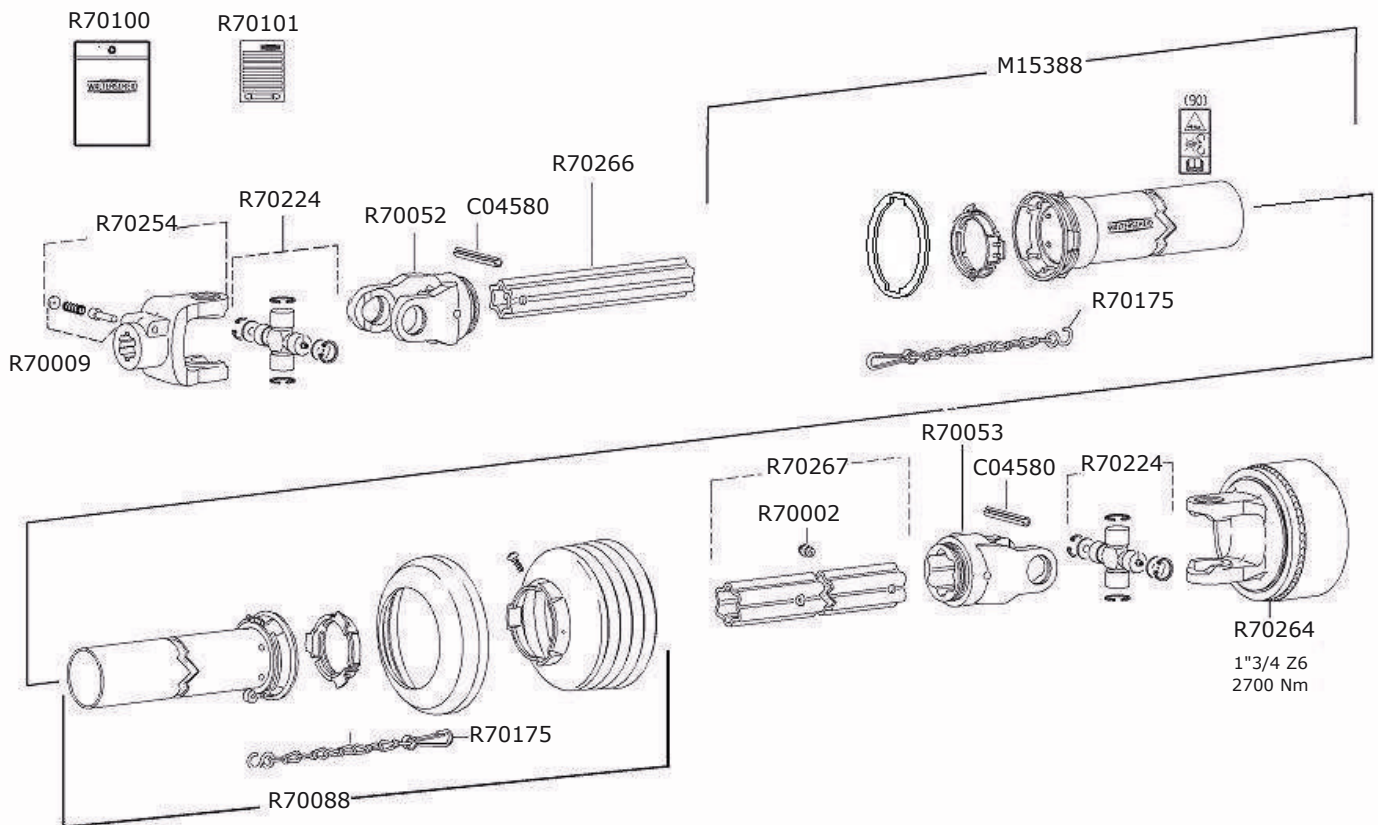
Codice cardano

Code pto shaft

Code de arbre de transmission

Code gelenkwelle

M12226W



100885_00



Cardano laterale destro P600 con limit.aut. L=610

Side right pto shaft P600 L=610

Arbre de transmission lateral droite P600 L=610

Seite gelenkwelle rechts P600 L=610

Drawing Code:

100885_0

Accessories:

N°	Code	Old.	Descrizione / Description
#	MB0A00048	C04580	SPINA ELASTICA D.13X95
#	M73A00002	M12226W	"CARDANO P600-610 K64-24R 1""3/4Z=6DESTRO 1""3/4Z20"
#	M79A00221	M15388	PROT. CARD. ESTERNA PGH30-A1000
#	MJ5A00012	R70002	INGRASSATORE A PRESSIONE D.4.6 WALTER.
#	MF0A00065	R70009	PULSANTE WALTERSCHEID 339302
#	M72A00097	R70052	FORCELLA P600 S5 WALTERSCHEID 119927
#	M72A00098	R70053	FORCELLA P600 S6 WALTERSCHEID 119928
#	G10A00097	R70088	PROT. CARD. INTERNA PGH30-J1000 116130
#	Q15A00470	R70100	ADESIVO ISTRUZIONI WALTERSCHEID 705066
#	Q15A00471	R70101	ADESIVO SICUREZZA WALTERSCHEID 104689
#	MH0A00023	R70175	CATENELLA DI SICUREZZA L=600 (82.36.08)
#	M71A00015	R70224	"CROCIERA COMPL.WALT.2600 ""LONG LIFE 250H"""
#	M72A00126	R70254	"FORCELLA AG2600 1""3/4 Z20 VERSIONE ALPEGO"
#	M75A00125	R70264	"LIMIT. COMPL.P600 K64/24R 1""3/4 Z6 2700 NM ROT.DEST."
#	M73A00083	R70266	TUBO S5H-1000 TEMPRATO WALTERSCHEID 135883
#	M73A00084	R70267	TUBO S6-1000 WALTERSCHEID 693668

GB	FR	D	E
SOCKET	GOUPILLE	STECKER	PASADOR
UNIVERSAL JOINT	CARDAN	GELENKWELLE	CARDAN
PROTECTION	PROTECTION	SCHUTZ	PROTECCIÓN
GREASE NIPPLE	GRAISSOR	FETTBUECHSE	ENGRASADOR
BUTTON	BOUTON	BUTTON	BOTÓN
FORK	MACHOIRE	GABEL	HORQUILLA
FORK	MACHOIRE	GABEL	HORQUILLA
PROTECTION	PROTECTION	SCHUTZ	PROTECCIÓN
STICKER	ADHESIF	AUFKLEBER	ADHESIVOS
STICKER	ADHESIF	AUFKLEBER	ADHESIVOS
CHAIN	CHAINE	KETTE	CADENA
CRUISE	CROISIÈRE	CRUISE	CRUISE
FORK	MACHOIRE	GABEL	HORQUILLA
LIMITER	LIMITEUR	BEGRENZER	LIMITADOR
TUBE	TUBE	ROHR	TUBO
TUBE	TUBE	ROHR	TUBO



Limitatore automatico destro W2600 2700Nm

Side right pto shaft W2600 2700Nm

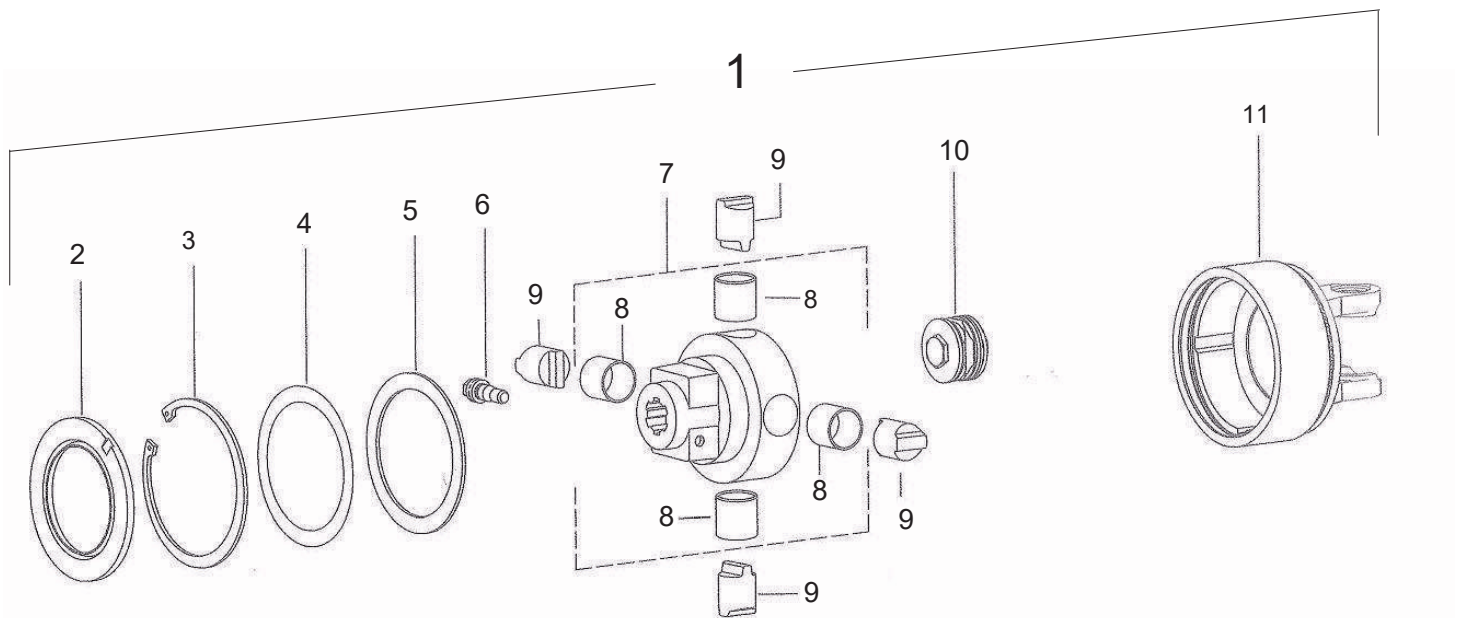
Arbre de transmission lateral droite W2600 2700Nm

Seite gelenkwelle rechts W2600 2700Nm

Drawing Code:

100892_0

Accessories:



100892_00



Limitatore automatico destro W2600 2700Nm

Side right pto shaft W2600 2700Nm

Arbre de transmission lateral droite W2600 2700Nm

Seite gelenkwelle rechts W2600 2700Nm

Drawing Code:

100892_0

Accessories:

N°	Code	Old.	Descrizione / Description
1	M75A00125	R70264	"LIMIT. COMPL.P600 K64/24R 1""3/4 Z6 2700 NM ROT.DEST."
2	H00A00099	R70205	ANELLO DI TENUTA D.152.5X99X8
3	MA0A00020	C04047	SEEGER FORO D.150 UNI 7437
4	MA5A00050	C04250	SPESSORE REG. 125.5X139.5X0,5
5	C15A00945	R70124	ANELLO DI RINFORZO K64 120x150x3.5
6	MF0A00065	R70009	PULSANTE WALTERSCHEID 339302
7	M75A00127	R70270	"MOZZO COMPLETO K64/24 1""3/4 Z6"
8	M25A00030	R70207	BUSSOLA D.39 DI.35 L=35MM
9	C15A00951	R70208	CAMMA D.35 K64/22 R-L
10	MF5A00065	R70216	PACCHETTO MOLLE K64/24 2700 NM
11	C20A02604	R70268	SCATOLA LIMIT DESTRA K64/22-24 2600

GB	FR	D	E
LIMITER	LIMITEUR	BEGRENZER	LIMITADOR
RING	AMORTISSEUR	RING	ANILLO
SEEGER	SEEGER	SEEGER	SEEGER
THICKNESS	CALES	DICKE	ESPEJOR
RING	AMORTISSEUR	RING	ANILLO
BUTTON	BOUTON	BUTTON	BOTÓN
HUB	ESSIEU	NABE	MAZO
BUSHING	ENTRETOISE	BUCHSE	BRUJULA
CAM	CAM	CAM	FAO
KIT	CONFECTION	SATZ	CONF.
BOX	BOITE	SCHACTEL	RECUADRO



Cardano laterale sinistro P600 con limit.aut.o L=610

Side left pto shaft P600 L=610

Arbre de transmission lateral gauche P600 L=610

Seite gelenkwelle links P600 L=610

Drawing Code:

100886_0

Accessories:

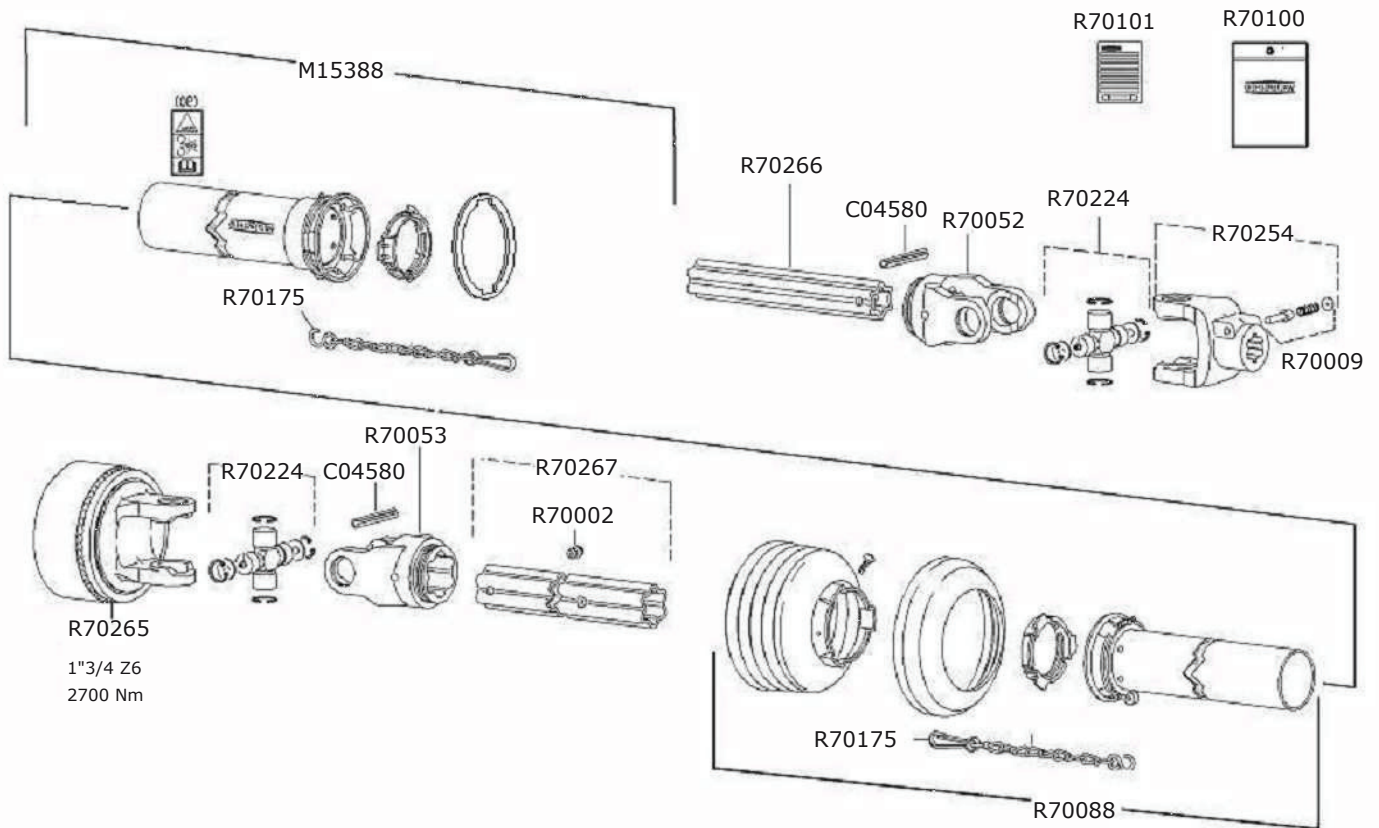
Codice cardano

Code pto shaft

Code de arbre de transmission

Code gelenkwelle

M12227W



R70265

1"3/4 Z6
2700 Nm

100886_00



Cardano laterale sinistro P600 con limit.aut.o L=610

Side left pto shaft P600 L=610

Arbre de transmission lateral gauche P600 L=610

Seite gelenkwelle links P600 L=610

Drawing Code:

100886_0

Accessories:

N°	Code	Old.	Descrizione / Description
#	MB0A00048	C04580	SPINA ELASTICA D.13X95
#	M73A00003	M12227W	"CARDANO P600-610 K64-24L 1""3/4Z=6SINISTRO 1""3/4Z20"
#	M79A00221	M15388	PROT. CARD. ESTERNA PGH30-A1000
#	MJ5A00012	R70002	INGRASSATORE A PRESSIONE D.4.6 WALTER.
#	MF0A00065	R70009	PULSANTE WALTERSCHEID 339302
#	M72A00097	R70052	FORCELLA P600 S5 WALTERSCHEID 119927
#	M72A00098	R70053	FORCELLA P600 S6 WALTERSCHEID 119928
#	G10A00097	R70088	PROT. CARD. INTERNA PGH30-J1000 116130
#	Q15A00470	R70100	ADESIVO ISTRUZIONI WALTERSCHEID 705066
#	Q15A00471	R70101	ADESIVO SICUREZZA WALTERSCHEID 104689
#	MH0A00023	R70175	CATENELLA DI SICUREZZA L=600 (82.36.08)
#	M71A00015	R70224	"CROCIERA COMPL.WALT.2600 ""LONG LIFE 250H"""
#	M72A00126	R70254	"FORCELLA AG2600 1""3/4 Z20 VERSIONE ALPEGO"
#	M75A00126	R70265	"LIMIT. COMPL.P600 K64/24L 1""3/4 Z6 2700NM ROT.SIN."
#	M73A00083	R70266	TUBO S5H-1000 TEMPRATO WALTERSCHEID 135883
#	M73A00084	R70267	TUBO S6-1000 WALTERSCHEID 693668

GB	FR	D	E
SOCKET	GOUPILLE	STECKER	PASADOR
UNIVERSAL JOINT	CARDAN	GELENKWELLE	CARDAN
PROTECTION	PROTECTION	SCHUTZ	PROTECCIÓN
GREASE NIPPLE	GRAISSOR	FETTBUECHSE	ENGRASADOR
BUTTON	BOUTON	BUTTON	BOTÓN
FORK	MACHOIRE	GABEL	HORQUILLA
FORK	MACHOIRE	GABEL	HORQUILLA
PROTECTION	PROTECTION	SCHUTZ	PROTECCIÓN
STICKER	ADHESIF	AUFKLEBER	ADHESIVOS
STICKER	ADHESIF	AUFKLEBER	ADHESIVOS
CHAIN	CHAINE	KETTE	CADENA
CRUISE	CROISIÈRE	CRUISE	CRUISE
FORK	MACHOIRE	GABEL	HORQUILLA
LIMITER	LIMITEUR	BEGRENZER	LIMITADOR
TUBE	TUBE	ROHR	TUBO
TUBE	TUBE	ROHR	TUBO

Limitatore automatico sinistro W2600 2700Nm

Side left pto shaft W2600 2700Nm

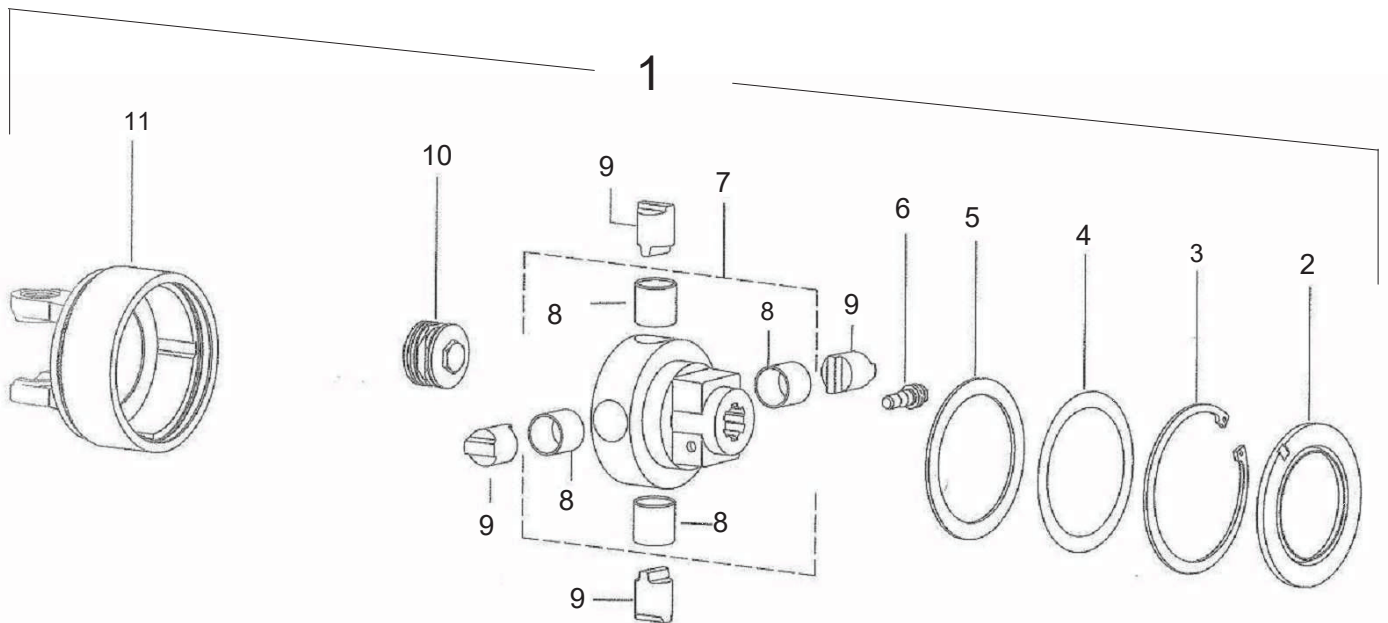
Arbre de transmission lateral gauche W2600 2700Nm

Seite gelenkwelle links W2600 2700Nm

Drawing Code:

100891_0

Accessories:



100891_00



Limitatore automatico sinistro W2600 2700Nm

Side left pto shaft W2600 2700Nm

Arbre de transmission lateral gauche W2600 2700Nm

Seite gelenkwelle links W2600 2700Nm

Drawing Code:

100891_0

Accessories:

N°	Code	Old.	Descrizione / Description
1	M75A00126	R70265	"LIMIT. COMPL.P600 K64/24L 1""3/4 Z6 2700NM ROT.SIN."
2	H00A00099	R70205	ANELLO DI TENUTA D.152.5X99X8
3	MA0A00020	C04047	SEEGER FORO D.150 UNI 7437
4	MA5A00050	C04250	SPESSORE REG. 125.5X139.5X0,5
5	C15A00945	R70124	ANELLO DI RINFORZO K64 120x150x3.5
6	MF0A00065	R70009	PULSANTE WALTERSCHEID 339302
7	M75A00127	R70270	"MOZZO COMPLETO K64/24 1""3/4 Z6"
8	M25A00030	R70207	BUSSOLA D.39 DI.35 L=35MM
9	C15A00951	R70208	CAMMA D.35 K64/22 R-L
10	MF5A00065	R70216	PACCHETTO MOLLE K64/24 2700 NM
11	C20A02605	R70269	SCATOLA LIMIT SINISTRA K64/22-24 2600

GB	FR	D	E
LIMITER	LIMITEUR	BEGRENZER	LIMITADOR
RING	AMORTISSEUR	RING	ANILLO
SEEGER	SEEGER	SEEGER	SEEGER
THICKNESS	CALES	DICKE	ESPEJOR
RING	AMORTISSEUR	RING	ANILLO
BUTTON	BOUTON	BUTTON	BOTÓN
HUB	ESSIEU	NABE	MAZO
BUSHING	ENTRETOISE	BUCHSE	BRUJULA
CAM	CAM	CAM	FAO
KIT	CONFECTION	SATZ	CONF.
BOX	BOITE	SCHACTEL	RECUADRO