

# MONOSEM

*The precision Planter specialist*

## NG PLUS 4



*Pneumatic planter with double discs*

[www.monosem.com](http://www.monosem.com)



EN

## **THE DEVELOPMENT OF THE NG PLUS**

*Launched in the 70's in the United States, the notion of planting resting on the ground directly in line with the seed drop or « American system of planting » exists in MONOSEM since 1989. But since 20 years, the NG Plus has not ceased to progress to further meet with your requirements.*

### **NG Plus: THE INNOVATION**

*In 1989, MONOSEM revolutionized the precision planter by proposing planting with double discs « The American system of planting ». Together with a new pneumatic metering system, the NG Plus was born.*

### **NG Plus 2: THE PRO WHEEL**

*The launching of the NG Plus 2 was marked by the introduction of the PRO wheel, a large diameter press wheel which improves plant emergence « the professional touch ».*

### **NG Plus 3: HEAVY DUTY PLANTER**

*Whether for intensive use, in difficult conditions or low till conditions, the NG Plus 3 is known for being a heavy duty planter which is reliable with reinforced bearings and interchangeable wearing parts.*

*The metering unit is the major component of the MONOSEM planter. MONOSEM has conserved on the NG Plus 4 the best of the NG Plus units and has added the operating comfort. Adjustments are made easier for a planter that is always perfectly adjusted enabling planting in optimal conditions.*





## SUMMARY

Pages

The NG Plus concept.....	4
Distribution.....	6
NG Plus 4 metering unit.....	8
The main equipment.....	10
PRO Wheel.....	11
The planter components.....	12
The rigid frames.....	14
The telescopic frames.....	16
The telescopic Monoblock2 Comfort frames.....	18
The Extend frames.....	20
The Double bar folding frames.....	22
The TFC and TFC2 Classic folding frames.....	24
The coupled frames.....	26
The fertilizers.....	28
The equipment for fertilizers.....	30
Microsem.....	31
The row cut-off systems.....	32
Seed monitors.....	33
Technical features.....	34

*Launched in the 70's in the United States, the notion of planting with a planter resting on the ground directly in line with the seed drop, exists since 1989 in MONOSEM.*

*Low maintenance, versatility; the "American planting system" has proven its efficiency. Associated with high quality distribution, the NG Plus enables optimal use of the planter on large surfaces, thus reducing the operating costs of the planter.*

### Multi-purpose use in different soil conditions and soil preparations

*The planting design leaves a wide versatility in the use no matter what the type of soil or the preparation. Planting with double discs can be suited to your soil preparation, either traditional or low till.*



### Multi-crop planting

*The quality of the NG Plus distribution system enables the use of the planter for a wide number of crops giving high quality metering, even for small seeds such as rapeseed.*





1



The clod removers or the trash wheels clean the way for the future planting line pushing out clods, stones or trash.

2



The double discs open the furrow at a depth defined by the gauge wheels.

3



The tip finishes the bottom of the furrow for an optimal seed placement.

4



The curved seed chute tube has been specially designed to accompany the seeds gently into the ground and with a perfect accuracy.

5



The rear press wheel unit, made up of 2 V-wheels, closes the furrow around the seed for optimal seed germination.

## A DESIGN which makes all the difference

INCOMPARABLE PLANTING QUALITY AND OPTIMAL DEPTH CONTROL


- Rests on the ground directly in line with the seed drop
- Follows the ground contours
- Exceptional performances in all conditions

High quality planting demands a good distribution system. This is why MONOSEM offers all their know how in order to give you an accurate, simple and extremely reliable distribution system. This high quality manufacturing has made the MONOSEM metering system a world wide name. Today for your planting, you too can demand the MONOSEM reference.



### 1 Cast aluminium metering box

The metering box is made from cast aluminium. Year after year the metering will always be just as accurate and this no matter the variations in temperature.



### 2 Wear gasket

The wear gasket in Teflon is in permanent contact with the disc. It ensures the sealing of the disc and it is interchangeable.



### 3 Discs

The stainless steel discs 1,5 mm thick are very rigid. The agitator, fixed on to the disc stiffens the unit. The changing of the discs is easily made without tools. A complete range of discs for all precision seeds is available (cf. p34).




### 4 Scraper

The brass scraper avoids doubles. A spring on the metering box cover maintains the selector perfectly in place against the disc for optimal selection, even with small seeds.



### 5 Cover

The cover in alloy is specially designed for planting with a minimum of seeds.




### 6 Control window

The distribution system is easily accessible, for both adjustments and control. A large transparent window allows for control of the selection after the selector.




### 7 Total emptying

The new emptying trapdoor offers easier operating. Open the trapdoor and it stays open enabling, with the emptying auger supplied as standard equipment, an even easier and more efficient emptying.



## One single adjustment of the vacuum and the selection

The single adjustment of the vacuum and the selection is a MONOSEM patent.  
This high precision system enables an optimal metering of the seeds.



For the large seeds,  
suction is maximum  
and the selector is adjusted  
according to the size of the seed.



For the small seeds,  
the suction is reduced  
simultaneously to the selector  
adjustment.



The metering unit is the major component of the MONOSEM planter. MONOSEM has conserved on the NG Plus 4 the best of the NG Plus units and has added the operating comfort. Adjustments are made easier for a planter that is always perfectly adjusted enabling planting in optimal conditions.



### 1 Parallelogram

The heavy-duty parallel linkage with a large travel is mounted on interchangeable bushings. Two springs stabilize the metering unit.



### 2 Safety clutch

Each metering unit is equipped with an audible safety clutch system with automatic clutching for optimal protection of the metering system.




### 3 Clod remover bracket

The adjustment of the clod removers is precise (12 positions) and rapid due to the adjustment system with locking pins. In order to suit different planting conditions, the clod removers are rapidly interchangeable with the trash wheels and this with no tool.



### 4 Double discs

The planting system is made up of two large diameter discs (380 mm) mounted on sealed ball bearings. Together with the inner shoe, this system ensures a constant depth control and planting quality no matter what the planting conditions.




### 5 Gauge wheels

Large depth gauge wheels (110 mm) ensure an efficient and uniform depth control. Resting on the ground directly in line with the seed drop ensures the unmatched depth consistency that makes the reputation of the NG Plus.

The independent gauge wheels are mounted on an equalizing rocker bar which ensures uniform depth control even when one wheel encounters an obstacle (eg: stones).





10



## Front facing

The front facing of the metering unit integrates the passage of the vacuum hose and the seed monitor and signal kit cables.


9



## Hopper

The hopper in high resistance, transparent plastic has a capacity of 52 litres. The cover locks so will not close during filling, even in windy conditions.

8



## Depth adjustment

The depth adjustment is easily made using a hand wheel. This type of adjustment ensures a great control precision of the planting depth even for small seeds at a shallow depth.

7



The depth adjustment index is visible straight away from the rear. It is weather-proof.

7



## Open rear press wheel unit

The open rear press wheel unit gives better clearance in sticky conditions. The off-set adjustments and the spacing of the 2 press wheels enable optimal furrow closing no matter what the conditions (stones, trash, hard soil, ...).

7



## Adjustable open wheel unit

Available on option, the rear, adjustable open wheel unit enables a quick adjustment of the press wheel pressure and the orientation of the press wheels. This press unit offers 20 % more pressure than the standard press wheel unit.

6



## Gauge wheel arms

The bracket arms of the gauge wheels are assembled on interchangeable bushes. They are helically fluted for a good grease distribution.

Scrapers are standard assembly on the gauge wheels.

*MONOSEM has available a number of accessories to suit all your planting conditions. Our experience enables us to advise you in the choice of equipment.*



### Extra pressure spring

*An adjustable, extra pressure spring can be added for planting in hard or trashy soils (assembly according to frame).*



### Shoe « Long tip, short wings »

*The special shoe «Long tip, short wings » is specially designed for planting in dry soils and for small seeds.*



### Narrow gauge wheels

*For planting with reduced inter row spacings, narrow 5cm gauge wheels are available.*



### Circular couler

*Smooth or rippled, the circular couler improves the furrow opening and produces fine soil for low till planting and / or in trashy soils.*



### Trash wheels

*Trash wheels can be assembled in replacement of clod removers for planting in trashy soils.*



### Flexible clod remover

*The clod removers on flexible bracket are recommended for planting in stony soils.*



### Adjustable open wheel unit

*Available on option, the rear, adjustable open wheel unit enables a quick adjustment of the press wheel pressure and the orientation of the press wheels. This press unit offers 20% more pressure than the standard press wheel unit.*



### Rear press wheel unit with discs

*The rear press wheel unit with discs improves the furrow closing in clay soils (incompatible with the PRO wheel).*



### Narrow press wheels

*The 1» wheels (instead of 2») are available on option for improved pressing on hard ground and / or low till conditions.*




### 16L hopper

*The 16-litre hopper is specially designed for planting small seeds at reduced inter row spacings (sugarbeet, rapeseed, ...).*

## « The professional touch »

The press wheel has been used for years on the vegetable and sugarbeet planters. MONOSEM has adapted this concept to the multi-purpose planters with a large diameter press wheel, the PRO wheel.



- Improved plant emergence
- Optimal germination
- Better seed placement quality

**1** **Large diameter press wheel**  
 The large PRO wheel with a large diameter (295 mm) offers high quality pressing and excellent seed placement. By improving the seed-to-soil contact, the emergence is more rapid and regular.

**2** **Combined adjustment**  
 The packing down pressure of the PRO wheel is adjustable. It is combined with the pressure adjustment of the rear packing unit.

**3** **Integrated hooking up system**  
 When the conditions are not suitable for the use of the PRO wheel, it can be very quickly retracted. Just lift the PRO wheel up by hand and lower the lock with the other. And the wheel is no longer in contact with the ground.

**4** **Stainless steel wheel**  
 The PRO wheel in aluminium has a stainless steel coating and a plastic scraper.



### Fixing of the metering units by clamps

The metering unit fixing system by clamps enables sure and solid fixing of the metering units. If necessary the metering units can be moved so as to modify the inter row spacings by loosening the clamps.

This system of fixing excludes all risks of lateral movement of the metering units during work and resists in the most difficult operating conditions.

**1**

### Wheel units

On the MONOSEM planters, all the wheels drive the seed discs. This system ensures a smooth drive and thus a better planting precision. All the wheel units are equipped with a slip clutch for less stress on the seed discs on bends.

Frames that may be equipped with a "High capacity" fertilizer have reinforced wheel units. So that even in the case of adding fertilizer product, the wheel units will easily support this extra equipment.

For planting with reduced inter row spacings (up to 37,5 cm) or when planting in stony grounds, front wheel units are proposed.

The standard wheel unit (rear) remains the best suggestion because it ensures the better drive and a good following of the ground contours.


The wheel units are proposed with 3 different models of wheels:

- Narrow (500x15) for reduced inter row spacings (sugarbeet)
- Standard (6,5x80x15)
- Wide (26x12) for minimum inter row spacings of 70 cm with rear wheel units



Planter with front wheel units for planting with reduced inter row spacings (up to 37,5 cm) or in stony soil conditions

**2**



Slip clutch



Standard wheel unit with 6,5x80x15 wheel



Reinforced wheel unit with 6,5x80x15 wheel



In order to help you adjust your seed populations, download free of charge the MONOSEM application «Planter Adjustment» available under Google Play or App Store.

4

## Turbofan

To suit all planter configurations (number of units, type of seeds, pneumatic transport of fertilizer, ...) and guarantee an optimal vacuum, MONOSEM has a wide choice of turbofans available.

The MONOSEM turbofans are reliable, efficient and ensure a regular vacuum for optimal operation of the metering. Our turbofans have 12 outlets in the standard version, an anti-rain flap, work monitor and a drive by PTO shaft of 540 rpm. On option, the drives with PTO shafts at 450 rpm and 1000 rpm are available and also a drive by hydraulic motor. A universal joint is also proposed on option.



Standard Turbofan



High output Turbofan



Extra high output Turbofan



Double function turbofan



According to current law, MONOSEM can propose anti drift of dust kits (KAP). These kits are approved by the BBA Germany and guarantee the correct operating of MONOSEM planters.

3

## Seed spacing gearboxes

### Standard




The standard seed spacing gearbox with 18 ratios gives a rapid and precise adjustment of the seed population. Changing the seed population is rapid. A single lever releases the chain. Then just place the required sprockets facing each other and release the lever to re-tighten the chain.

### Rear gearbox with integrated wheel unit (option)



For even easier access, a rear seed spacing gearbox with integrated wheel unit is also available. This seed spacing gearbox with interchangeable sprockets gives and even more precise adjustment for seed population.

### EasyGear gearbox with levers (option)



Available on option (except on Extend, Monoblock2 and TFC rigid frames), the EasyGear seed spacing gearbox allows an easy adjustment of the seed population. Thanks to its 3 levers, it offers 18 ratios perfectly levelled and is maintenance free.



### The rigid Monobar frame

The rigid Monobar frame can have 3 m to 4 m 50 bar. This simple and economical frame can be equipped with a hitch with pins or a semi-automatic one. Its reduced overhang and its weight enable it to be hitched on to light weight tractors. This frame is suitable for 4 to 6 rows maize and to 6 rows sugarbeet.



### The rigid Monoblock frame

The rigid Monoblock frame is a welded unit made up of two bars, one supporting the hitch and the turbofan and the other the metering units and the wheel units. Its design is particularly suited to planting with an uneven number of rows. It may be equipped with a 3 m to 4 m 50 bar.



### The rigid Double bar frame

The design of the rigid double bar frame makes it heavy duty and multi-purpose. The double bar authorizes a bar of up to 6 m 10 long even with fertilizer. It is suited to an uneven number of rows. The integrated lengthwise transport carriage, available on option, enables a safe transport on the road.

6-row rigid Monoblock (inter rows 90 cm)



Frames		Monobar				
Width		3m00	3m50	4m50		
Number of metering units		4	6	6	6	8
Inter-row spacings (cm)		70/75/80	45	45/50	70/75/80	50/55
Number of « drive » wheel units		2				
Seed spacing gearbox	Standard	● 1				
	EasyGear	○ 1				
Transport width		3m00	3m50	4m50		

● : Standard   ○ : On option   - : Not possible



Hydraulic row markers are standard assembly on all the planters.



A transport carriage (lengthwise) is available for wide configuration planters. This transport carriage may be with manual or hydraulic lift.

# MONOSEM

The precision Planter specialist



4-row rigid Monobar planter (75 cm inter row spacing)



8-row rigid Double bar planter (70 cm inter row spacing)



11-row rigid Monoblock planter (37,5 cm inter row spacings or 6 rows at 75 cm inter row spacing)

Monoblock						Double bar			
3m00			4m50			4m50	6m10		
4	5	6	6	7	9	11	6	8	12
70/75/80	60	50	70/75/80	60/65	45/50	37,5	70/75/80	70/75/80	45/50
2			2			4	4	4	
● 1			● 1			● 2	● 1	● 2	
○ 1			○ 1			○ 2	○ 1	○ 2	
3m00			4m50			4m50	6m10		



The Monoblock frame long off-set with front wheel unit enables reduced inter row spacings of 37,5 cm.



The Monoblock 260 frame with long off-set enables « High Capacity » fertilizer equipment.



12-row rigid Double bar planter (45 cm inter row spacing) with lengthwise transport carriage



### The Monobar single telescopic frame

The Monobar single telescopic frame has a 4 m 50 bar when working. When transported, the 1st and 6th row retract for a transport width of 3 m 50. This **simple and economical** frame can be equipped with a semi-automatic hitch or a hitch with pins. Its **reduced over hang** and its weight enable it to be hitched on to light weight tractors.



### The Monoblock single telescopic frame

The Monoblock single telescopic frame (125 or 260) has a 4 m 50 bar when working. When transported, the 1st and 6th rows retract for a transport width of 3 m 50. This frame is also suitable for an uneven number of rows. The Monoblock 260 can be equipped with "High Capacity" fertilizer attachments.



### The Monoblock double telescopic frame

The Monoblock 260 double telescopic frame has a 4 m 50 bar when working. When transported, the 1st and 2nd together with the 5th and 6th rows retract for a transport width of 3 m 00. The Monoblock 260 frame can be equipped with "High Capacity" fertilizer attachments and is also suitable for an uneven number of rows.


6-row Monoblock 260 single telescopic planter (75 cm inter row spacing)



The row markers are fixed on to the main bar of the frame to limit the stress on the telescopic extensions (Monoblock 125).

Frames	
Width	
Number of metering units	
Inter-row spacings (cm)	
Number of « drive » wheel units	
Seed spacing gearbox	Standard
	EasyGear
Transport Width	

● : Standard   ○ : On option   - : Not possible



The roller bearings mounted on bushes enable a perfect operation of the double telescopic frame year after year.

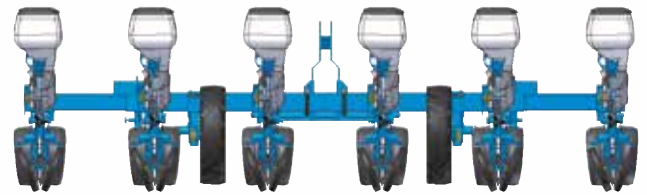


# MONOSEM

The precision Planter specialist

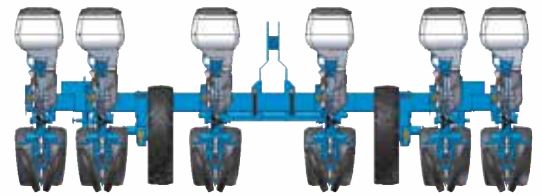


6-row Monoblock single telescopic planter (75 cm inter row spacing)




6-row single or double telescopic planter at work

4 m 50



6-row single telescopic planter in transport position

3 m 50




6-row double telescopic planter in transport position

3 m 00

Single telescopic				Double telescopic	
Monobar	Monoblock 125 or 260			Monobar	Monoblock 260
	4m20			4m20	
6	6	7	8	6	
75/80	75/80	55/60	45/49	75/80	
	2			2	
	• 1			• 1	
	○ 1			○ 1	
	3 m 50			3 m 00	



The stop parts on the telescoping system enable an adjustment perfectly suited to the required inter row spacing and folding that is suited to the equipment of the planter.



### The telescopic Monoblock2 Comfort frame

The Monoblock2 Comfort frame can be equipped with 6, 7 or 8 metering units. Its telescopic frame is available in single telescopic version (folding for a width of 3m50) or double telescopic version (folding for a width of 3m00 depending on the inter-row). It is equipped in the standard version with wide front wheels for a constant drive of the metering units. The Monoblock2 Comfort frame can also be equipped with « High Capacity fertilizers».

6-row Monoblock2 Comfort planter with fertilizer 1030L and Microsem




6-row Monoblock2 Comfort planter with fertilizer 680 L and Microsem

Frames		Si
Width		
Number of metering units		6
Inter-row spacings (cm)		70/75/80
Number of « drive » wheel units		
Seed spacing gearbox	Lateral	
	EasyGear	
Transport width		

\* Depending on the equipment    ● : Standard    ○ : On option

### Lateral seed spacing gearbox





## The « PLUS » on the Monoblock2 Comfort planter with fertilizer and Microsem

### Fertilizer 680L or 1030L



The Monoblock2 Comfort planters can be equipped with a 680 L fertilizer or a 1030 L fertilizer. The fertilizers are equipped with 6 to 8 metering systems in stainless steel with individual trapdoors. A Double function turbofan (Df) ensures an efficient vacuum suction of the seeds and also to pulse the fertilizer on the 4 outer rows

### Access platform



On the Monoblock2 Comfort planters with fertilizers, a platform, delivered as standard equipment, enables an easy access to the fertilizer hopper. The platform and the step thus enable a safe access to the hopper during filling operations.

### Adjustment by FertiDrive™



Easily accessible on the side of the planter, the FertiDrive™ variable speed transmission allows very quick and easy adjusting of the quantity of fertilizer per hectare required. This transmission is also equipped with a disengaging mechanism, used to stop the fertilizer intake where it is not necessary.

### Adjustment by MicroDrive™



The Microsem has a MicroDrive™ variable speed drive easily accessible on the side of the planter for a quick and easy adjusting of the required dose. This transmission is also equipped with a disengaging mechanism, used to stop the Microsem intake where it is not necessary.

Monoblock2 Single telescopic		Monoblock2 Double telescopic	
4m20		4m40	
7	8	6	7
50/55/60	49	70/75/80	55/60/65/70
2		2	
• 1		• 1	
-		-	
3 m 50		3 m 00	3 m 00*

- : Not possible

### Drive wheels



The wide wheels with large diameter ensure a regular and constant drive of the seed discs.

The rapid adjustment of the width of the drive wheels means a rapid adjustment to the different tractor treads.

### Folding row markers



The folding row markers allow marking at the wheel or in the centre but take up little space when in transport. They are also equipped with a safety system and a mechanical locking system for the transport.



## The Extend frame

The NG Plus 4 Extend is a precision planter enabling the rapid change of inter row spacings by hydraulic control from the tractor cab.

The Extend frame is made up of two hydraulic telescopic bars that ensure the lateral movement of the metering units in order to change the inter row spacings.

It is equipped in the standard version with wide wheels for a constant drive of the metering units. The rapid adjustment in width to easily suited to the tractor treads.



The 6-row Extend planter enables spacings of 45, 50, 55, 60, 65, 70, 75 and 80 cm.



The mixed 6/7 row Extend version offers spacings of 75 and 80 cm in 6 rows and of 55 and 60 cm in 7 rows. It is thus possible to change very quickly with no disassembly, from 6 rows maize to 7 rows sunflower/rapeseed.



6-row Extend planter with fertilizer

## Frames

Width	
Number of metering units	
Inter-row spacings (cm)	
Number of « drive » wheel units	
Seed spacing gearbox	Lateral EasyGear
Transport width	

● : Standard   ○ : On option   - : Not possible

## Telescopic bars



The hydraulic telescopic bars ensure the lateral movement of the metering units in order to change inter row spacings.

In order to limit friction and ensure a longer life, the bars are equipped with guiding bearings mounted on bushings.



## The « PLUS » on the EXTEND planter with fertilizer\* and Microsem

### Access platform



On the Extend planters with fertilizers, a platform, delivered as standard equipment, enables an easy access to the fertilizer hopper. The platform and the step thus enable a safe access to the hopper during filling operations.

### Pneumatic transport to outer rows



On the Extend planter, a Double function turbofan (Df) ensures an efficient vacuum suction of the seeds and also to pulse the fertilizer on the outer rows to efficiently distribute at 45 or at 80 cm inter row spacings. On the pulsed rows, a stainless steel cyclone is integrated on each fertilizer disc.

### Discs fertilizer applicators

The Extend planter is equipped as standard with double-discs fertilizer applicators. These discs fertilizer applicators are height adjustable with pins and are equipped with a spring-loaded guard.

### Adjustment by FertiDrive™



Easily accessible on the side of the planter, the FertiDrive™ variable speed transmission allows very quick and easy adjusting of the quantity of fertilizer per hectare required. This transmission is also equipped with a disengaging mechanism, used to stop the fertilizer intake where it is not necessary.

### Adjustment by MicroDrive™



The Microsem has a MicroDrive™ variable speed drive easily accessible on the side of the planter for a quick and easy adjusting of the required dose. This transmission is also equipped with a disengaging mechanism, used to stop the Microsem intake where it is not necessary.

\* Fertilizer only available on the 6-row Extend version

Extend 6 rows	Extend mixed 6/7 rows
4 m 15	4 m 15
6	7
From 45 to 80 cm	55 and 60 cm (7 rows) 75 and 80 cm (6 rows)
2	2
• 1	• 1
-	-
3 m 00	3 m 10

### Inter row spacing adjustment



The adjustment of the inter row of the NG Plus 4 Extend planter is very simple. You just have to position the stop parts on the adjustment bar on the required spacings and then lengthen or shorten the hydraulic cylinders on the telescopic bars in order to obtain the desired spacing.

### Lateral seed spacing gearbox



The drive of the metering unit is ensured by a reinforced transmission. The seed spacing gearbox is situated on the extreme left side of the planter for easy access and a rapid changing of the sprockets. The 20 settings with interchangeable sprockets offer a wide choice of seed populations.

### Drive wheels




The wide wheels with large diameter ensure a regular and constant drive of the seed discs. The rapid adjustment of the width of the drive wheels means a rapid adjustment to the different tractor treads.



### The floating Double bar folding frame

The floating Double bar frame can be equipped with 8 rows in « maize » version and up to 12 rows in « sugarbeet » version. Its folding system at 3 m authorizes safe road transport. Its design is compatible with an uneven number of rows (9 or 11 rows). The floating extremities ensure a perfect following of the ground contours.

## A perfect following of ground contours



The floating Double bar folding frame has independent wings with wheel units. This characteristic allows for a perfect following of the ground. At the field ends or to finish off a field, it is also possible to lift one or other of the wings (or the 2) thus automatically stopping the metering.

Frames	
Width	
Number of metering units	
Inter-row spacings (cm)	
Number of « drive » wheel units	
Seed spacing gearbox	Standard
	EasyGear
Transport width	

● : Standard      ○ : On option



The junction between the central part and the wings has a guide rendering both robustness and independence.

8-row Double bar folding planter (75 cm inter row spacing)



8-row Double bar folding planter (75 cm inter row spacing)



12-row Double bar folding planter (45 cm inter row spacing)

Double bar			
6 m 00		7 m 00	6 m 00
8	9	11	12
75/80	55/60	55/60	45/50
4			
● 3			
○ 3			
3m00	3m00	3m50	3m00

- : Not possible



The pivoting row markers enable a compact folding for a minimum transport dimension




The wings are automatically locked in transport position. The locking is made from the tractor cab.



The electric Eco function selector (2 DA / 4 functions) is available on option on the folding double bar frames to control 4 planter functions using 2 double actions.

# THE TFC AND TFC2 COMFORT FOLDING FRAMES

8-row TFC folding planter (75 cm inter row spacing)




**The TFC folding frame**

The TFC folding frame can be equipped with 8 metering units in « maize » version. It is equipped with a 1500 L fertilizer. Its folding frame enables a folding for a width of 3m. The TFC folding frame is available in floating version with 4 wheel units (wide tyres 26x12) for a perfect following of ground contours or in rigid version with 2 front wheel units (wide tyres 26x12).



Frames		TFC Floating	Rigid TFC
Width		6m00	6m00
Number of metering units		8	8
Inter-row spacings (cm)		75/80	75/80
Number of « drive » wheel units		4	2 (Front wheel unit)
Seed spacing gearbox	Standard	● 3	-
	Lateral	-	● 1
	EasyGear	○ 3	-
Transport width		3m00	3m00


\* Depending on the equipment ● : Standard ○ : On option - : Not possible



**The TFC2 Comfort folding frame**

The TFC2 Comfort frame can be equipped with 8, 9, 11 or 12 metering units. Its folding frame enables a folding for a width of 3m. Its design, with front wheel units, offers a wide versatility and a wide clearance between the metering units (ideal in stony soil conditions). Its floating extremities ensure a perfect following of the ground contours.

## A perfect following of ground contours



The TFC and TFC2 frames have independent wings with wheel units. This characteristic allows for a perfect following of the ground. At the field ends or to finish off a field, it is also possible to lift one or other of the wings (or the 2) thus automatically stopping the metering.






8-row TFC floating frame (75 cm inter row spacing)



8-row rigid TFC folding planter (75 cm inter row spacing)



11-row TFC2 Comfort folding planter (55 cm inter row spacing)

TFC2 Comfort			
6m00			
8	9	11	12
75/80	55/60/65	55	45/50
4 (Front wheel unit)			
○ 3			
-			
● 3			
3 m 00*			



The electric Eco function selector (2 DA / 4 functions) is available on option on the folding double bar and TFC frames to control 4 planter functions using 2 double actions.



The pivoting row markers enable a compact folding for a minimum transport dimension

## The « PLUS » on TFC planter with fertilizer



### Fertilizer 1500 L

The TFC planters are equipped with a 1500 L fertilizer. The fertilizers are equipped with 8 stainless steel metering systems with individual trapdoors. A Double function turbofan (Df) ensures an efficient vacuum suction of the seeds and also to pulse the fertilizer on the 4 outer rows. A step enables a safe access to the hopper.



### Adjustment by FertiDrive<sup>VM</sup>

Easily accessible on the side of the planter, the FertiDrive<sup>VM</sup> variable speed transmission allows very quick and easy adjusting of the quantity of fertilizer per hectare required. This transmission is also equipped with a disengaging mechanism, used to stop the fertiliser intake where it is not necessary.




### The coupled frame

The coupled frame is the coupling of 2 standard monobar frames. The 2 frames are supported by a double 180x180 mm bar – 8 m 70 to 12 m 50 long. This type of frame is suited to 12 to 16-row maize planters or 18-row sugarbeet planters.



18-row coupled planter (45 cm inter row spacing)

## A perfect following of ground contours



On the wide configuration frames, a correct following of the ground contours is essential. This is why each frame making up a coupled frame is independent and has articulations allowing for a perfect following of the ground contours.



18-row coupled planter (45 cm inter row spacing)



12-row coupled planter (75 cm inter row spacing)

Frames		Coupled		
Width		8m70		12m50
Number of metering units		12	18	16
Inter-row spacings (cm)		70/75/80	45/50	70/75/80
Number of « drive » wheel units		8		8
Seed spacing gearbox	Standard	● 2		● 2
	EasyGear	○ 2		○ 2
Transport width		3m00		3m00

● : Standard   ○ : On option   - : Not possible



The fixing system of the planters on to the coupling bar allows each unit to follow the ground contours.



The triple row markers offer a compact folding for a minimum transport dimension.



The double 180x180 mm coupling bar has an incorporated suction system.



For easier transport, a lengthwise transport carriage is available on option. This transport carriage is equipped on option with a hydraulic or air brake system.

Standard fertilizers, « High Capacity » hoppers or front-mounted hoppers, with MONOSEM you can choose the fertilizing system the best suited to your planting conditions.

## STANDARD HOPPER

Standard plastic hoppers are available in three sizes.

- 85L hopper, 1 outlet.
- 175L hopper, 2 or 3 outlets.
- 270L hopper, 3 outlets.

They are assembled on rigid, telescopic, folding and coupled frames.



## HIGH CAPACITY HOPPERS FOR RIGID FRAMES

The high capacity hoppers in sheet metal are available with the planters with rigid double bar frames.

The capacities of 700 L and 1000 L enable an easy loading of 500kg bags.



## « HIGH CAPACITY » HOPPERS ON TELESCOPIC AND FOLDING FRAMES

The high capacity hoppers in sheet metal are available with Monoblock, Monoblock2, Extend and TFC Frames. Even with these fertilizers, the width on the road is under 3 m with the double telescopic, Extend and TFC frames. The outer rows are fed by pulsed air. The hopper is equipped with transparent windows for visual checking of the fertilizer level from the tractor cab. The capacity of the fertilizer allows for easy loading of 500 kg bags.

### Wide opening



The « High Capacity » fertilizer hoppers allows a wide opening for a "clean" and easy filling of the fertilizer.

### Easy and rapid emptying



The « High Capacity » fertilizer hoppers are equipped with a trapdoor on each side with a hose enabling a rapid and easy emptying of the hoppers.

### Monoblock



The « High capacity » hoppers in sheet metal on Monoblock, single or double telescopic frames have a capacity of 980 L.

### Monoblock2 / Extend / TFC



The « High Capacity » hoppers in sheet metal on the single and double telescopic Monoblock2 Comfort frames have a capacity of 680 L or 1030 L. On the Extend frames, the capacity is 1020 L. This capacity is 1500 L on the TFC folding frames.

### Adjustment by FertiDrive™



The fertilizers on the Monoblock2 Comfort, Extend and TFC frames are equipped with a variable speed transmission for simple and precise adjustment of the quantity of fertilizer to be distributed.

## FRONT-MOUNTED HOPPERS



The front-mounted MONOSEM hoppers have been specially designed for fertilizer applications. The sturdy frame with integrated cradle and the 100 % stainless steel distribution unit indicate the care that is applied to manufacture. The turbofan can be driven by PTO or hydraulic motor. The front mounted hopper is multi-purpose and can be mounted on a MONOSEM cultivator for fertilizing whilst cultivating.

### Standard front-mounted hopper



The standard front hopper is available with capacities of 1000L or 1600L. The unit can be assembled on planters up to 12 rows. This fertilizer has a stainless steel metering system and an electric drive for a rapid adjustment of the quantity of fertilizer to be distributed.

### Front-mounted DUO hopper



The front-mounted DUO hopper is available in capacities of 1500L or 2100L. The unit can be assembled on planters up to 16 rows. This fertilizer has a double stainless steel metering system and an electric drive for a rapid adjustment of the quantity of fertilizer to be distributed.

### Cyclones



The cyclones assembled opposite each metering unit allowing the fertilizer drop by gravity and thus limiting the dust forming due to the pulsed air.

### Distribution Inox



The 100% stainless steel metering system of the front-mounted fertilizer has a closing trapdoor and can be rapidly disassembled.



### Electric drive of the distribution



On the Standard and DUO front-mounted hoppers with electric drive, the quantity of fertilizer is managed from the tractor cab via the ECU F800E and the ISOBUS touch terminal (TOUCH or TOUCH Mini). The front fertilizers with electric drive have an easily-removed and without tools dosing wheel and metering anticipation function.



# THE EQUIPMENT FOR FERTILIZERS

The **MONOSEM** fertilizers have the same manufactured quality as our planters enabling you to spread solid fertilizer in a very precise manner with an equipment perfectly suited to your requirements.



## Adjustment of the fertilizer


The adjustment of the quantity of fertilizer metered when planting is made using a gearbox with 12 ratios. The chart delivered with the fertilizers enable a rapid adjustment of the quantity metered.



In order to help you to adjust your fertilizer attachments, download free of charge the **MONOSEM** application «Planter Adjustment» available under Google Play or App Store.

## Distribution by auger

The metering by auger (1), associated with agitators (2), ensure a regular dosing of the fertilizer. These augers in stainless steel are proposed with different pitches to meter exactly the required quantity.



The « Standard » augers (A) in blue are for fertilizer metering from 80 to 350 kg/ha for an inter row spacing at 75 cm and from 120 to 525 kg/ha for an inter row spacing of 50 cm.

The "High output" augers (B) in red have a larger pitch and are for fertilizer metering from 160 to 700 kg/ha for an inter row spacing of 75 cm and from 240 to 1050 kg/ha for an inter row spacing of 50 cm.

## Fertilizing unit with tines or with discs



Two types of units are offered for fertilizing:

- with tines
- with double discs

The fertilizing unit with tines has an interchangeable tip. The fertilizing unit with discs is more versatile and better suited to low till conditions with trashy soils. The 2 types of units have a safety system with spring and depth control adjustment. For sugarbeet planting, specific fertilizing units are available.

	Standard hopper	High capacity hopper					Front-mounted hopper		
		Monoblock	Monoblock2 Comfort	Extend	TFC	Rigid frame	Standard	DUO	
Capacity (number of rows in maize)	2 x 175 l. (4 rows) 2 x 270 l. (6 rows) 4 x 175 l. (8 rows) 4 x 270 l. (12 rows)	980 l.	680 l. 1050 l.	1020 l.	1500 l.	1000 l. (4 rows) 2 x 700 l. (6 rows) 2 x 1000 l. (8 rows)	1000 l. 1600 l.	1500 l. 2100 l.	
Number of rows (maize)	4 to 12	6	6 to 8	6	8	4 to 8	6 to 12	8 to 16	
Mini/maxi output at 50 (with high output auger)	120 to 525 kg/ha (240 to 1050 kg/ha)	120 to 525 kg/ha (-)				120 to 525 kg/ha (240 to 1050 kg/ha)		Output according to the quality of the fertilizer product	
Mini/maxi output at 75 (with high output auger)	80 to 350 kg/ha (160 to 700 kg/ha)	80 to 350 kg/ha (-)				80 to 350 kg/ha (160 to 700 kg/ha)			
Type of frame	Rigid - Telescopic Folding (Double bar) Coupled	Telescopic (Monoblok)	Telescopic (Monoblok2 Comfort)	Extend	Folding	Rigid (double-bar)	Rigid Telescopic Folding (Double bar, TFC2)	Folding (Double bar, TFC2)	
Big-Bag loading	no	yes					yes		yes

# THE MICROSEM

**MONOSEM**

The precision Planter specialist


Whether for insecticide or helicide, the Microsem system with auger ensures a regular metering of microgranules. Its simple design enables an easy and reliable use. Multi-purpose, the Microsem is compatible with the majority of microgranulate products on the market (insecticides, helicides,...).




## Distribution by auger

The principle of the Microsem distribution is based on a system of auger. The microgranules contained in the hopper are picked up by 2 augers (1). The agitators (2) allow for a regular feed of these augers. A finger wheel (3) then distributes uniformly the product in the chutes (4). Different auger pitches are available for specific insecticide or helicide products (5).

### Insecticide Microsem



### Helicide Microsem



## Chutes



The Insecticide Microsem chute (6) is placed between the 2 discs for product supply in the planting line. The Helicide Microsem chute (7) is adjustable for a product supply on the planting line before or after the passage of the press wheels.

## Adjustment of the Microsem



Adjustment of the microgranulators is made using a gearbox with 18 ratios. If needed, other sprockets are available and also a rapid declutching system.

The adjustment chart delivered with the Microsem enables a rapid adjustment of the quantity of product. As standard, the insecticide Microsem authorizes quantities of 3 to 25 kg/ha and from 3 to 10 kg/ha for a helicide Microsem on a planter with 75 cm inter row spacings.

Available on option on certain models, the MicroDrive<sup>VM</sup> offers a rapid and precise adjustment of the dose to be applied.



In order to help you to adjust your Microsem attachments, download free of charge the MONOSEM application «Planter Adjustment» available under Google Play or App Store.

## Combined Microsem



The Insecticide and Helicide Microsem can be associated for a simultaneous supply of the 2 products.

## Emptying of the hoppers



The capacity of the Microsem hoppers is 20L. 40-litre hoppers are also available on option (Assembly according to frame). The trapdoors (8) and the chute (9) allow for a simple and quick emptying of remaining product.

The row cut-offs allow for an individual declutching of each metering unit. Several types of control systems are proposed. They stop the rotation of the metering system without cutting the vacuum and thus avoiding the mixing of the seeds in the metering boxes and variations of suction.



### Mechanical system with lever

The mechanical cut-off system with lever, available on option, is an economical solution for declutching a metering unit.

### Electromagnetic row cut-off system

The electromagnetic row cut-off systems enable an individual declutching of each metering unit from the tractor cab. The control box operates the electromagnetic clutches situated on the metering units. Several models of control boxes are offered.



Electromagnetic clutch on NG Plus 4 metering unit

### Electromagnetic row cut-off system with manual control

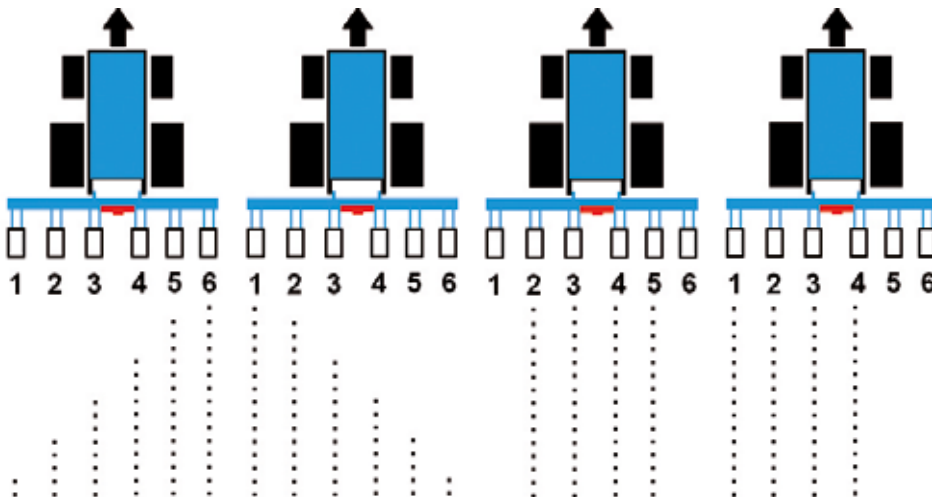
The electromagnetic row cut-off systems with manual control enable an individual declutching of each metering unit from the tractor cab. Each row is equipped with a rotation control light. This system is available in 2, 4, 6, 8 and 12 rows.



The row cut-off unit CR 4200 specifically designed for the CS 4200 is available on option. This can manage up to 12 cut-offs.



Examples of row cut-off systems



### CS 4200, CS 5000 and ECU S6200, S7000 seed monitors with row cut-off system

The CS 4200, CS 5000 and ECU S6200, S7000 seed monitors can be equipped on option with the row cut-off system. In this case, the metering unit declutching control is made via the monitor unit. The CS 5000 and ECU S6000, S7000 are also equipped with the automatic tramline function.



# THE MICROSEM

Specialists in precision planters, MONOSEM offers a wide range of seed monitors from the simple checking of the seed drop to the counting with indication of the distance between seeds. MONOSEM has also ISOBUS solutions for seed population control or automatic row cut-off by GPS.



CS 10



CS 30 Classic



CS 30 Comfort



CS 5000



CS 4200




TOUCH Mini



TOUCH

**NEW**

Functions	CS 10	CS 30 Classic	CS 30 Comfort	CS 4200	CS 5000	ECU ISOBUS		
						ECU S6200	ECU S7000	ECU S8000E
Seed drop control row by row	●	●	●	●	●	●	●	●
Alarm is no seed	●	●	●	●	●	●	●	●
Stop alarm	●	●	●	●	●	●	●	●
Alarm programmable threshold	-	●	●	●	●	●	●	●
Working speed by sensor	●	●	●	●	●	●	-	-
Working speed by radar	-	○	○	-	○	○	●	●
Surface counting	-	●	●	●	●	●	●	●
Average population	-	○	●	●	●	●	●	●
Distance between seeds	-	○	●	●	●	●	●	●
Manual row cut-off	-	-	-	Option	●	●	○	●
Programmable row cut-off	-	-	-	-	●	●	○	●
Automatic row cut-off by GPS	-	-	-	-	-	○	○	○
Maximum number of rows	16	18	18	12	18	24	12 - 24	24
ISOBUS	UT	-	-	-	-	●	●	●
	TC-BAS	-	-	-	-	-	-	●
	TC-SC	-	-	-	-	●	○	●
	TC-GEO	-	-	-	-	-	-	●
	Terminal	-	-	-	-	-	TOUCH Mini - TOUCH	
Seed population control	-	-	-	-	-	-	○ Hydraulic	● Electric



The seed monitor sensors are placed under the metering boxes. A beam of light enables the control of the seed passage, even the smallest seeds.

● : Standard  
○ : On option  
- : Not possible

## Seed-Drive hydraulic control



The Seed-Drive hydraulic control of the seed population replaces the planter seed spacing gearbox(es) by several hydraulic motors which drive the seed discs. This system offers the possibility of non-stop modulating of the seed population directly from the tractor cab with the TOUCH Mini or TOUCH terminal or an other ISOBUS compatible terminal.

## Electric drive



NG Plus 4 metering units can be equipped with electric drive of the distribution. Each distribution is driven by an electric motor thanks to a notched belt. Located on the planter, the ECU module allows the user to manage the seed population from the tractor cab thanks to the ISOBUS TOUCH Mini or TOUCH terminal. This system is compatible with the automatic row cut-off system by GPS (TC-SC function).

Frames		Rigid								Single telescopic				
										Monobar - Monoblock		Monoblock		
Width		3 m 00			4 m 50			6 m 10		4 m 50				
Transport width (with transport carriage)		3 m 00			4 m 50			6 m 10 (3 m 00)		3 m 50				
Number of metering units		4	5	6	6	8	9	11	8	12	6	7	8	6
Inter-row spacings (cm)		70/75/80	60	45/50	70/75/80	50/55	45/50	37,5	70/75/80	45/50	75/80	55/60	45/49	70/75/80
Turbofan		Drive by PTO – 540 rpm in standard												
Tyres		2 x (6.5x80x15)			2 x (6.5x80x15)			4 x (6.5x80x15)		2 x (6.5x80x15)				
Seed spacing gearbox	Standard (16 settings)	● 1			● 1			● 1		● 1				
	Lateral (20 settings)	-			-			-		-				
	EasyGear (18 settings)	○ 1			○ 1			○ 1		○ 1				
Hydraulic row markers		●			●			●		●				
Fertilizer	Standard	○ 2 x 175 l.		○ 2 x 270 l.	-			○ 4 x 175 l.		○ 2 x 270 l.	-			
	High capacity	○ 980 l.	-		○ 980 l. or 2 x 700 l.	-			○ 2 x 1000 l.		○ 980 l.	-		○ 6
	Front-mounted Standard	○			○			○		○				
	Front-mounted DUO	-			-			○		-				
Microsem	Insecticide	○			○			○		○				
	Helicide	○			○			○		○				
Hectare counter		○			○			○		○				
Seed monitors		○			○			○		○				
Row cut-off system		○			○			○		○				
Lighting kit		○			○			○		○				
Weight planter only		800 kg	900 kg	1000 kg	1100 kg	1300 kg	1400 kg	1600 kg	1650 kg	2050 kg	1300 kg	1400 kg	1500 kg	1450 kg

● : Standard ○ : On option - : Not possible \* : according to models For other models, special inter-row spacings and other crops, please consult us.

## MAIN NG PLUS 4 SEED DISCS

Type of seed	Standard discs delivered	Number of holes	Diameter of holes	Distances on the row		Other possibilities, number and Ø of holes
				Standard seed spacing gearbox	EasyGear seed spacing gearbox	
Maize	DC 3050	30	5 mm	7,2 to 21,3 cm	10,2 to 19,6 cm	18 - 24 and Ø 4,5 - 6 mm
Sunflower	DC 2425 DC 1825	24 18	2,5 mm	9,1 to 26,6 cm 12,1 to 35,5 cm	12,7 to 24,5 cm 16,9 to 32,7 cm	
Sugarbeet	DC 3020	30	2 mm	7,2 to 21,3 cm	10,2 to 19,6 cm	24
Beans	DC 6045 DC 6035	60	4,5 mm 3,5 mm	3,6 to 10,7 cm	5,1 to 9,8 cm	Ø 2,5 mm
Soya - Peas	DC 6045	60	4,5 mm	3,6 to 10,7 cm	5,1 to 9,8 cm	
Rapeseed	DC 7212	72	1,2 mm	3,0 to 8,9 cm	4,2 to 8,2 cm	36 - 60 - 120
Cabbage	DC 3612	36	1,2 mm	6,0 to 17,8 cm	8,5 to 16,4 cm	72 - 120
Sorghum	DC 7222	72	2,2 mm	3,0 to 8,9 cm	4,2 to 8,2 cm	36
Kidney beans	DC 3060	30	6 mm	7,2 to 21,3 cm	10,2 to 19,6 cm	Ø 5 - 6,5 mm
Peanut	DC 3065	30	6,5 mm	7,2 to 21,3 cm	10,2 to 19,6 cm	36 and Ø 5,5 - 6 mm

For other models and other crops, please consult us.

Block2 Comfort		Double telescopic			Extend		Folding								Coupled			
		Monoblock	Monoblock2 Comfort		Extend 6	Extend 6/7	Double bar				TFC Floating	TFC Rigid	TFC2 Classic					
4 m 50		4 m 50	4 m 50		3 m / 4 m 50	3 m 10 / 4 m 50	6 m 00	7 m 00	6 m 00	6 m 00	6 m 00	6 m 00				8 m 70	12 m 50	
3 m 50		3 m 00	3 m 00		3 m 00	3 m 10	3 m 00	3 m 50	3 m 00	3 m 00	3 m 00	3 m 00*				(3 m 00)		
7	8	6	6	7	6	7	8	9	11	12	8	8	8	9	11	12	12	16
50/55/60	49	75/80	70/75/80	55/60/65/70	45-50-55-60-65-70-75-80	75/80 (6 rows) 55/60 (7 rows)	75/80	55/60	55/60	45/50	75/80	75/80	75/80	55/60/65	55	45/50	70/75/80	70/75/80

Standard version, 450 or 1000 rpm on option - Hydraulic drive on option, universal joint on option

2 x (26x12)	2x (6,5x80x15)	2 x (26x12)	2 x (26x12)	2 x (26x12)	4 x (6,5x80x15)				4x (26x12)	2x (26x12)	4 x (6,5x80x15)				8x (6,5x80x15)	8x (6,5x80x15)		
-	●1	-	-	-	●3				●3	-	●3				●2	●2		
●1	-	●1	●1	●1	-				-	●1	-				-			
-	○1	-	-	-	○3				○3	-	○3				○2	○2		
●	●	●	●	●	●				●	●	●				●	●		
-	○ 2x 270 l.	-	-	-	○ 4x 175 l.				-	-	-				○ 4x 270 l.	○ 5x 175 l. + 1x 270 l.		
80 l. or 1030 l.	○ 980 l.	○ 680 l. or 1030 l.	○ 1020 l.	-	-				○ 1500 l.	○ 1500 l.	-				-	-		
○	○	○	○	○	○				-	-	○				-	-		
-	-	-	-	-	○				-	-	○				-	-		
○	○	○	○	○	○				○	○	○				○	○		
○	○	○	○	○	○				○	○	○				○	○		
○	○	○	○	○	○				○	○	○				○	○		
○	○	○	○	○	○				○	○	○				○	○		
○	○	○	○	○	○				○	○	○				○	○		
○	○	○	○	○	○				○	○	○				○	○		
○	○	○	○	○	○				○	○	○				○	○		
1550 kg	1650 kg	1300 kg	1450 kg	1550 kg	1650 kg	1800 kg	2200 kg	2300 kg	2600 kg	2600 kg	2800 kg (With fertilizer)	2750 kg (With fertilizer)	2600 kg	2700 kg	2900 kg	3000 kg	3250 kg	4250 kg

## NG PLUS 4 METERING UNIT EQUIPMENT

- : Standard
- : On option
- : Not possible
- 1) : Depending on inter-row spacings and frames

For other models, special inter-row spacings and other crops, please consult us.

Metering unit type	Maize	Sunflower	Beans	Sugarbeet	Rapeseed
52L hopper	●	●	●	○ 1)	● 1)
16L hopper	-	-	-	●	○
Gauge wheels 110 mm	●	●	●	○ 1)	● 1)
Gauge wheels 50 mm	○	○	○	●	○
Standard clod removers	●	●	●	-	● 1)
Narrow clod removers	○	○	○	●	○
Clod removers with flexible bracket	○	○	○	○	○
Disc on metering unit	○	○	○	○	○
Trash wheel	○	○	○	○ 1)	○ 1)
PRO Wheel	○	○	●	●	●
Press wheels 2"	●	●	●	●	●
Press wheels 1"	○	○	○	○	○

## Re-sale value

The re-sale value gives a good indication of the quality of a product and its suitability to the market. So when you decide to sell your MONOSEM planter, you will appreciate its high re-sale value.

## MONOSEM quality

The quality has always been a main concern of MONOSEM. This is why when manufacturing the greatest care is taken in the quality control of the products.

## Advice

The MONOSEM partners are specialists qualified to inform you on planting and help you out with solid advice.

## The experience

Throughout the world, quality and reliability are often associated with MONOSEM. This is the result of a certain know-how gained in over 70 years of experience in agriculture.

## Spare parts

Our spare parts department have available a large stock of original spares and accessories. So even after several years you will be sure to find the parts you require at your MONOSEM partners.



Multi-purpose pneumatic Monoshox NG Plus M planter with discs

Multi-purpose pneumatic NG Plus 4 planter with discs

Special pneumatic « low-till » planter Monoshox NX M with discs

Multi-purpose pneumatic planter with NC shoes

Special vegetable planter for mini-seeds MS

Mechanical planter for pelleted sugarbeet MECA V4

SCD and Multicrop cultivators



The precision Planter specialist

Distributor

### COMPAGNIE COMMERCIALE RIBOULEAU

15, rue Beaujon - 75008 PARIS - FRANCE

### RIBOULEAU MONOSEM

Factories – Technique - Research - Information

12, rue Edmond Ribouleau – 79240 LARGEASSE France

TEL. 00 33 5 49 81 50 00 – FAX 00 33 5 49 72 09 70



All the data concerning the equipment, the general appearance, the weight and dimensions are current at the date of printing and vary according to countries. They may be modified without previous notice.

This brochure cannot be considered as a binding document. Your Monosem partner will not hesitate in informing you of any possible changes.

In order to illustrate this brochure, certain safety housings and mechanisms may have been removed.

Apart from this particular case and complying with the recommendations in the manual, these must remain fitted.

Réf. : 90100EN - 07/18