



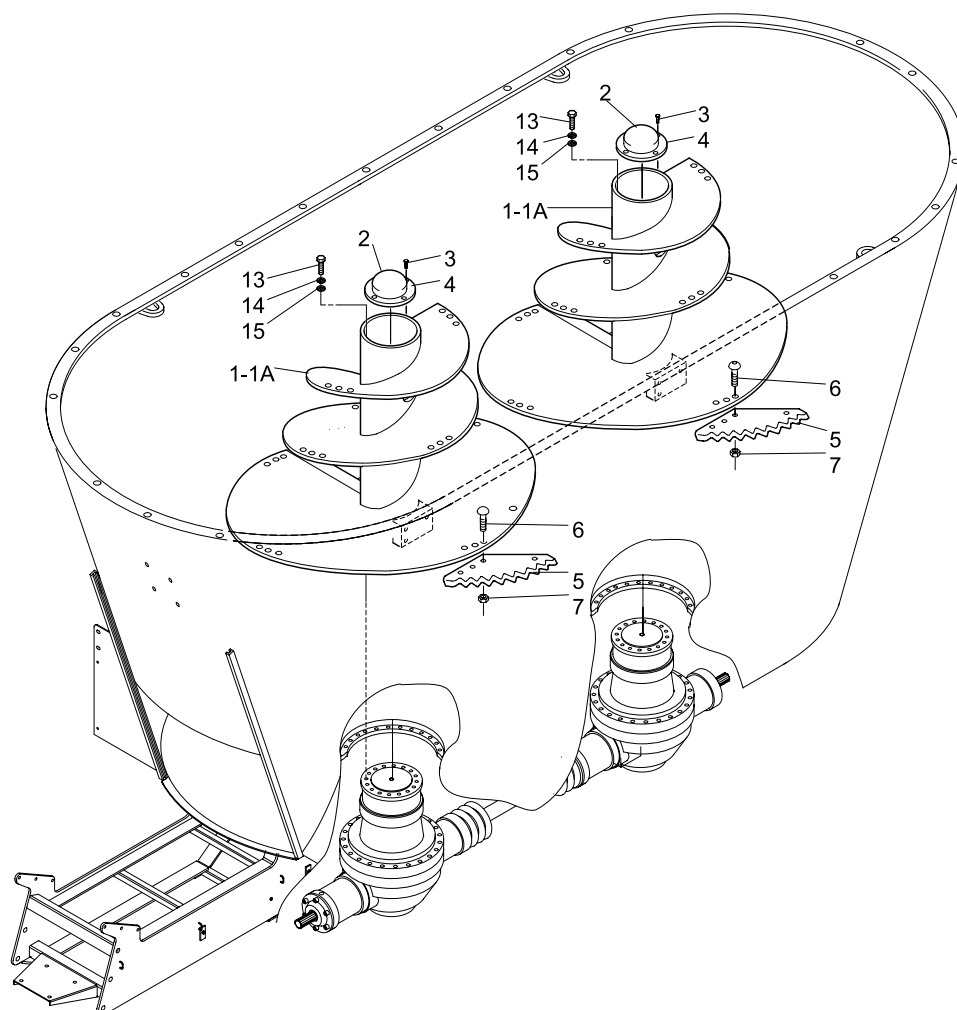
Carro miscelatore distributore
Mixer/distributor car

Mischer/Verteiler-Wagen
Chariot mélangeur distributeur

Dunker TW

Dunker TW Split

16-18-21-25 m³



Catalogo ricambi / Spare Parts List
Ersatzteilkatalog / Catalogue Pieces de Rechange

Nel ringraziarVi per la preferenza accordata, la ditta STORTI è lieta di annoverarvi tra i suoi affezionati Clienti e confida che l'uso di questa macchina sia per Lei motivo di piena soddisfazione.

La Direzione

Dear customer, thank you for marking purchase of a STORTI machine. We welcome you among our Clients of a long standing and are confident this product will give you many years of reliable use, to your entire satisfactions.

The Management

Sehr verehrter Geshäfsfreund! Sie haben sich für unser Fabrikat entschlossen. Die Firma STORTI dankt ihnen dafür und freut sich, Sie als Kunden begrüßen zu können. Gleichzeitig vertrauen wir derauf, daß diese Maschine bei ihnen zur vollen Zufriedenheit arbeiten wird.

Die Geschäftsleitung

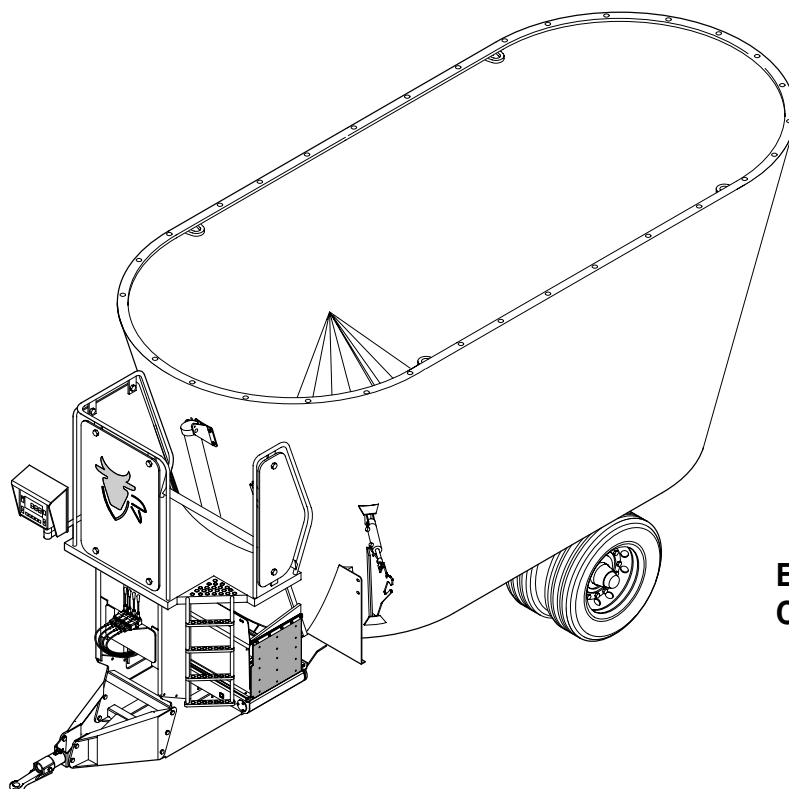
L'Etablissement STORTI vous remercie de lui avoir accordé votre préférence, est heureux de vous compter parmi ses Clients et espère que l'usage de cette machine vous procurera antière satisfaction.

La Direction

Dunker TW

Dunker TW Split

16-18-21-25 m³



Ed. 06 / 2003
COD. 16724330

STORTI INTERNATIONAL S.p.A.

Via Castelletto, 10 - 37050 BELFIORE (VERONA) - Tel.: 045 / 6134311 - Fax: 045 / 6149006

PARTI DI RICAMBIO

MODALITÀ DI ORDINAZIONE

Per facilitare la ricerca di magazzino e la spedizione dei pezzi di ricambio, si pregano vivamente i Sigg. Clienti di attenersi alle seguenti norme e specificare sempre:

- **Modello (1) e numero di matricola (2) della macchina.** Si trova stampigliato sulla targhetta di identificazione posta sul fianco anteriore destro del carro miscelatore. In assenza del N° di matricola, non è possibile evadere gli ordini.
- **Capacità della macchina in m³ (7).**
- **Numero di figura (3) e numero di posizione (4).**
- **Codice (5) e descrizione (6) dei pezzi di ricambio.**
- **Quantità dei pezzi desiderati.**
- **Indirizzo esatto e ragione sociale del Committente,** completo con l'eventuale recapito per la consegna della merce.
- **Mezzo di spedizione desiderato** (nel caso questa voce non sia specificata, la Ditta STORTI si riserva di usare a sua discrezione il mezzo più opportuno).






SPARE PARTS

HOW TO PLACE ORDERS

For an easy retrieval of spare parts in our warehouse and a quick shipment, Customers are kindly requested to follow the directives given below and to always specify:

- **Model (1) and serial number (2) of machine:** It is pinched on the name plates affixed to the right front side of the mixer car. Unless Serial Number is supplied with your order, it is not possible for us to supply the proper parts.
- **Loading capacity of machine in m³ (7).**
- **Figure (3) and position number (4).**
- **Code number (5) and description (6) of parts.**
- **Quantity of pieces wanted.**
- **Exact address and Company name,** Complete with goods delivery address as required.
- **Shipment method required** (when not given STORTI reserves the right to use the most appropriate means).



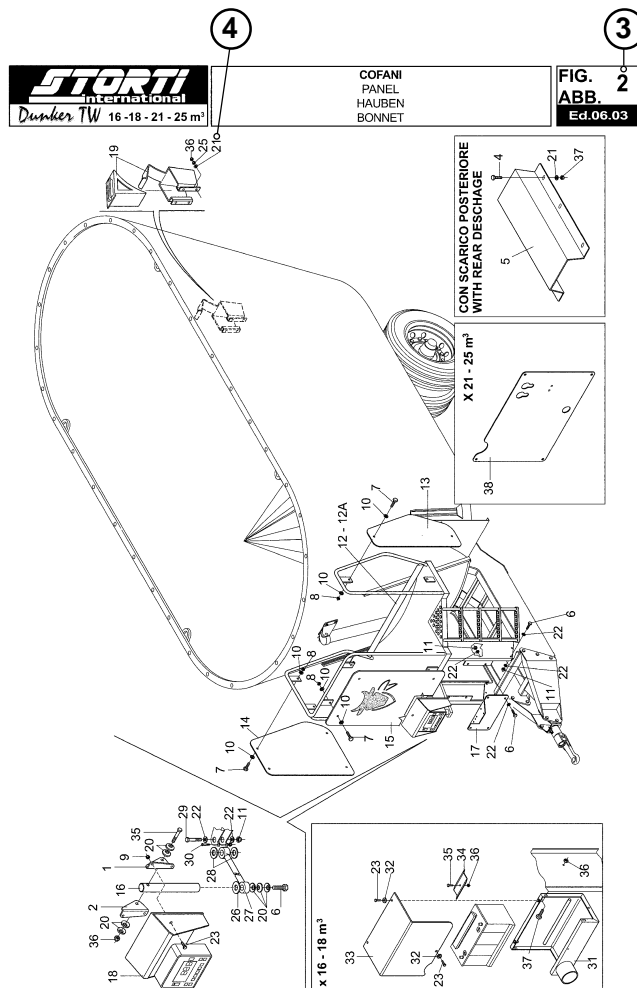
		DUNKER			
②	m ³	Serial Nr.	<input type="text"/>	Year:	<input type="text"/>
⑦	<input type="text"/>		<input type="text"/>	Anno:	<input type="text"/>
		Kg:	<input type="text"/>		Kg: <input type="text"/> 25 Km/h
			<input type="text"/>		Kg: <input type="text"/> 40 Km/h
 STORTI INTERNATIONAL - 37050 BELFIORE (VR) - ITALY Tel. 045 6134311 - Fax 045 6149006					
16722047GZ					

ERSATZTEILLISTE

ERSATZTEIL-BESTELLUNGEN

Um die Ersatzteile so schnell wie möglich zustellen zu können, bitten wir unsere kunden, nachste hende Regeln zu beachten:

- **Modell (1) und Verzeichnis Nummer (2).** Sie finden diese eingestanzt auf dem schild, das an der Rechten vorderseite des Mischerwagens. Es is unsnichtmöglich Ersatzteillieferungen richtig auszuführen, ohne die Fabrikationsnummer zu kennen.
- **Fassungsverogen der Maschine in m³ (7).**
- **Abbildungnummer (3) und Positionnummer (4).**
- **Kodex (5) und benennung (6) des Teile angeben.**
- **Gewünschte Stückzahl der einzelnen Teile angeben.**
- **Genau Adresse und Versandanschrift order Zusteller mitteilen.**
- **Versandart und spediter angeben STORTI** (falls keine Angaben Vorliegen, geht Firma STORTI nach eigenem Ermessen vor).



PIECES DE RECHANGE

NORMES A SUIVRE POUR LA COMMANDE

Pour faciliter la recherche au dépôt et l'expédition des pièces de rechange, nous prions nos Clients de suivre les instructions suivantes et indiquer toujours:

- **Modèle (1) et numéro de matricule (2) .**
Il est estampillé sur la plaque qui se trouve sur la côte avant droit du chariot mélangeur.
Sans numéro de matricule il est impossible d'expédier les commandes.
- **Capacité de machine en m³ (7).**
- **Numéro de la figure (3) et numéro de la position (4).**
- **Code (5) et description (6).**
- **Nombre de pièces demandées.**
- **Raison sociale et adresse exacte du Client et indication éventuelle du lieu de livraison.**
- **Moyen d'expédition souhaité** (en cas d'absence d'indication à ce sujet, la Société STORTI se réserve le choix du moyen qui semble le plus approprié).

N. Pos.	N. COD.	DESCRIZIONE	DESCRIPTION	BENENNUNG	DESCRIPTION	NOTE
1	16120694	STAFFA SX SUPP. STRUMENTO	BRACKET	BRIGEL	BRIDE	
2	16120695	STAFFA DX SUPP. STRUMENTO	BRACKET	BRIGEL	BRIDE	
3	16120960	LAMIA DI FISSAGGIO GOMMA	SUPPORT	LAGER	SUPPORT	
4	90007055	VITE T.E.	SCREW	SCHRAUBE	VIS	M 8X25 ZN
5	16121938	TUNNEL DI CHIUSURA	CLOSURE TUNNEL	ABSCHLUSSTUNNEL	TUNNEL DE FERMETURE	
6	90007059	VITE T.E.	SCREW	SCHRAUBE	VIS	M 12X30
7	90007076	VITE TE	SCREW	SCHRAUBE	VIS	M 10X25
8	90608086	DADO AUTOBLOCCANTE	SELF-LOCKING NUT	STOPMUTTER	ECROU DE SURETE	M 10 ALTO
9	90608003	DADO AUTOBLOCCANTE	SELF-LOCKING NUT	STOPMUTTER	ECROU DE SURETE	M 6 ALTO
10	90717018	RONDELLA	WASHER	SCHEBE	RONDELLE	10X24X3
11	90608007	DADO AUTOBLOCCANTE	SELF-LOCKING NUT	STOPMUTTER	ECROU DE SURETE	M 12 ALTO
12	16121824	PEDANA BICOCCOLA	FOOTBOARD	TRITTBRETT	PLATEAU	16 - 18 m ³
12A	16121672	PEDANA BICOCCOLA	FOOTBOARD	TRITTBRETT	PLATEAU	21 - 258 m ³
13	16910326	COFANO LATERALE SX	BONNET	ABDECKHAUBE	CAPOT	
14	16910438	COFANO LATERALE DX	BONNET	ABDECKHAUBE	CAPOT	
15	16910335	COFANO ANTERIORE PEDANA	BONNET	ABDECKHAUBE	CAPOT	
16	16120693	PERNO ARTIC. SUPP. STRUM.	FIN	BOLZEN	PIVOT	
17	16160446	LAMIERA SUPP. DISTRIBUTORE	SUPPORT	LAGER	SUPPORT	
18	16910017	PROTEZIONE STRUMENTO	PROTECTION	SCHUTZ	PROTECTION	
19	91002599	GR. CUNEI + PORTAC. PICCOLI	WEDGE	GRUPPE UNTERLEGEKLE	COIN	
20	90743067	MOLLA A TAZZA	SPRING	FEDER	RESSORT	AS25X12.2X1.5
21	90717005	RONDELLA PIANA	WASHER	SCHEBE	RONDELLE	Ø 8
22	90716007	RONDELLA	WASHER	SCHEBE	RONDELLE	Ø 12 ZN
23	90007031	VITE T.E.	SCREW	SCHRAUBE	VIS	M 6X16
24	90716007	RONDELLA PIANA	WASHER	SCHEBE	RONDELLE	Ø 12
25	90911509	DADO	NUT	MUTTER	ECROU	M 8
26	16121142	RONDELLA	WASHER	SCHEBE	RONDELLE	Ø 12,5 Ø 6-55
27	16910540	SUPPORTO PROL. STRUMENTO	SUPPORT	LAGER	SUPPORT	
28	16700226	RONDELLA NYLON	WASHER	SCHEBE	RONDELLE	Ø 13 Ø 6x50 SP: 2
29	90007109	VITE T.E.	SCREW	SCHRAUBE	VIS	M 12X30 ZN
30	90007086	VITE T.E.	SCREW	SCHRAUBE	VIS	M 8X60 ZN
31	16910179	SUPPORTO BATTERIA	SUPPORT	LAGER	SUPPORT	
32	90716003	RONDELLA PIANA	WASHER	SCHEBE	RONDELLE	Ø 6 ZN
33	16910180	COPERCHIO SUPP. BATTERIA	COVER	DECKEL	COUVERCLE	
34	16120164	STAFFA FISSAGGIO BATTERIA	BRACKET	BRIGEL	BRIDE	
35	90007056	VITE T.E.	SCREW	SCHRAUBE	VIS	M 8X30 ZN
36	90608005	DADO AUTOBLOCCANTE	SELF-LOCKING NUT	STOPMUTTER	ECROU DE SURETE	M 8 ZN
37	90000555	VITE T.E.	SCREW	SCHRAUBE	VIS	M 8
38	16121915	CHIUSURA ANTERIORE PEDANA	PROTECTION	SCHUTZ	PROTECTION	(21-258 m ³)

RISPETTARE L'AMBIENTE

L'aria ed il terreno sono beni preziosi ed insostituibili, rispettarli vuol dire anche rispettare noi stessi.

È importante quindi conoscere le normative del luogo per il corretto smaltimento di oli esausti e liquidi refrigeranti usati.

Nel caso in cui non si conoscessero con precisione tali disposizioni, recuperate i liquidi in recipienti adeguati ed a tenuta stagna fino a quando non avrete chiesto chiarimenti al vostro fornitore, il quale saprà senz'altro come aiutarvi.

Evitare il contatto con la pelle ed impedite la fuoriuscita di liquido durante i rabbocchi.

Riparate immediatamente serbatoi o tubi danneggiati; proteggerli adeguatamente nel caso di interventi con saldatrici, mola o altra attrezzatura, che potrebbe danneggiarli.

SCHÜTZEN SIE DIE UMWELT

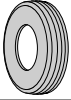
Die Luft und der Erboden sind wertvolle und unersetzbare Güter, sie zu schützen bedeutet gleichzeitig, uns selbst zu schützen.

Deshalb ist es wichtig, die örtlichen Regelungen für die korrekte Verwertung von gebrauchtem Öl und verbrauchten Kühlmitteln zu kennen.

Sollte man diese Vorschriften nicht genau kennen, so sammeln sie die Flüssigkeiten in geeigneten Behältern mit Dichtigkeit solange, bis Sie Erklärungen bei Ihrem Lieferanten eingeholt haben, der ohne Zweifel weiss, wie er Ihnen helfen kann.

Vermeiden Sie den Hautkontakt und verhindern Sie das Herauslaufen der Flüssigkeit während des Umfüllens. Reparieren Sie auf der Stelle beschädigte Tanks oder Rohrleitungen; schützen Sie sie auf geeignete Art und Weise bei Eingriffen mit Schweißgeräten, Schieben oder anderen Werkzeugen, die sie beschädigen könnten.

CARATTERISTICHE DEI LUBRIFICANTI: / TECHN. DATEN SCHMIERMITTEL:

OLIO IDRAULICO HYDRAULISCHES OEL CODICE ORDINAZIONE: 98000000 BESTELLUNGSCODENR: 98000000	AGIP OSO 46 ESSO NUTO H 46 MOBIL D T E 25 SHELL TELLUS 46 TOTAL AZZOLLA 46	PRESSIONE RUOTE: REIFENDRÜCK:  <table border="1"> <thead> <tr> <th></th> <th>BAR</th> <th>CODICE ORDINAZIONE: BESTELL.-NR:</th> </tr> </thead> <tbody> <tr> <td>235/75 R17,5 MONOASSE EINACH. FAHRZ.</td> <td>9</td> <td>99100113 16m³ / 18m³</td> </tr> <tr> <td>295/80 R22,5 MONOASSE EINACH. FAHRZ.</td> <td>9</td> <td>99100139 21m³ / 25m³</td> </tr> <tr> <td>305/70 R19,5 BIASSE ZWEIACH. FAHRZ.</td> <td>8</td> <td>99100102 21m³ / 25m³</td> </tr> </tbody> </table>		BAR	CODICE ORDINAZIONE: BESTELL.-NR:	235/75 R17,5 MONOASSE EINACH. FAHRZ.	9	99100113 16m ³ / 18m ³	295/80 R22,5 MONOASSE EINACH. FAHRZ.	9	99100139 21m ³ / 25m ³	305/70 R19,5 BIASSE ZWEIACH. FAHRZ.	8	99100102 21m ³ / 25m ³
	BAR		CODICE ORDINAZIONE: BESTELL.-NR:											
235/75 R17,5 MONOASSE EINACH. FAHRZ.	9		99100113 16m ³ / 18m ³											
295/80 R22,5 MONOASSE EINACH. FAHRZ.	9		99100139 21m ³ / 25m ³											
305/70 R19,5 BIASSE ZWEIACH. FAHRZ.	8	99100102 21m ³ / 25m ³												
OLIO RIDUTTORE (coclea) GETRIEBEÖL (schnecke) CODICE ORDINAZIONE: 98000001 BESTELLUNGSCODENR: 98000001	AGIP BLASIA 220 ESSO SPARTAN EP 220 MOBIL GEAR 630 SHELL MACOMA R 220 TOTAL CARTER EP 220													
GRASSO SCHMIERFETT CODICE ORDINAZIONE: 98000002 BESTELLUNGSCODENR: 98000002	AGIP MU 2													
OLIO IDRAULICO IN CASO DI BASSE TEMPERATURE IN FASE DI LAVORO HYDRAULIKÖL IM FALL VON NIEDRIGEREN TEMPERATUREN WÄHREND DER ARBEITSPHASE CODICE ORDINAZIONE: 98000011 BESTELLUNGSCODENR: 98000011	ARNICA 22													

QUANTITÀ DEI LUBRIFICANTI: / SCHMIERMITTELMENGE:

RIDUTTORE COCLEE/UNTERSETZUNGSGETRIEBE	Litri / Liter	15+5
CAMBIO COCLEA/SCHNECKESCHLÄTUNG	Litri / Liter	10
IMPIANTO IDRAULICO/HYDRALISCHE ANLAGE	Litri / Liter	20

RESPECT THE ENVIRONMENT

The air and the ground are precious and irreplaceable assets: to respect them also means to respect ourselves. Therefore it is important to know the local regulations for correctly disposing of used oils and refrigerating liquids. In the event of such regulations not being exactly known, put the liquids in suitable, air-tight containers until you have obtained clarification from your supplier, who will certainly know how to help you.

Avoid contact with the skin and prevent the leaking of liquid during filling.

Immediately mend any damaged tanks or tubes; protect them properly when working with welding equipment, cutting wheels, or other equipment that could damage them.

RESPECTER L'ENVIRONNEMENT

L'air et la terre sont des biens précieux irremplaçables; les respecter signifie aussi nous respecter.

Il est donc important de connaître les règles locales pour l'écoulement correct des huiles et des liquides réfrigérants usés.

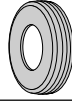
Si vous n'êtes pas, avec précision, à la connaissance de ces dispositions, récupérez les liquides dans des récipients adéquats et étanches jusqu'à ce que vous ayez demandé des éclaircissements à votre fournisseur, qui saura sans aucun doute comment vous aider.

Eviter tout contact avec la peau et empêcher la sortie du liquide durant les remplissages.

Réparer immédiatement les réservoirs ou les tuyaux endommagés; protégez-les adéquatement en cas d'interventions avec des soudeuses, des meules ou tout autre équipement qui pourrait les endommager.

FEATURES OF THE LUBRICANTS: / CARACTÉRISTIQUES DES LUBRIFIANTS:

HYDRAULIC OIL HUILE HYDRAULIQUE ORDER CODE: 98000000 CODE ORDINAZIONE: 98000000	AGIP OSO 46 ESSO NUTO H 46 MOBIL D T E 25 SHELL TELLUS 46 TOTAL AZZOLLA 46
GEARBOX OIL (milling cutter) HUILE REDUCTEURS (vis, fraises) ORDER CODE: 98000001 CODE ORDINAZIONE: 98000001	AGIP BLASIA 220 ESSO SPARTAN EP 220 MOBIL GEAR 630 SHELL MACOMA R 220 TOTAL CARTER EP 220
LUBRICATING GREASE GRAISSE ORDER CODE: 98000002 CODE ORDINAZIONE: 98000002	AGIP MU 2
HYDRAULIC FLUID WHERE THERE ARE LOW WORKING TEMPERATURES HUILE HYDRAULIQUE EN CAS DE BASSES TEMPERATURES EN PHASE DE TRAVAIL ORDER CODE: 98000011 CODE ORDINAZIONE: 98000011	ARNICA 22

TYRE PRESSURE: PRESSION PNEUMATIQUES:		
	BAR	ORDER CODE: CODE COMMANDE:
235/75 R17,5 SINGLE-AXLE MONOAXE	9	99100113 16m³ / 18m³
295/80 R22,5 SINGLE-AXLE MONOAXE	9	99100139 21m³ / 25m³
305/70 R19,5 DUAL-AXLE DOUBLE-AXE	8	99100102 21m³ / 25m³

QUANTITIES OF LUBRICANT: / QUANTITES DES LUBRIFICANTS:

GEARBOX/RÉDUCTEUR	Litri / Litres	15+5
AUGER/CHANGEMENT PELLETEUSE HÉLICOÏDALE	Litri / Litres	10
HYDRAULIC CIRCUIT/INSTALLATION HYDRAULIQUE	Litri / Litres	20

INDICE FIGURE

TELAIO CASSONE / ASSALI.....	FIG. 1
GR. TELAIO - CASSONE VER. "SPLIT" (16-18m ³).....	FIG. 1A
COFANI.....	FIG. 2
PORTA E RISCONTRI	FIG. 3
INDICATORE APERTURA PORTA POSTERIORE.....	FIG. 4
ANELLO DI CONTENIMENTO.....	FIG. 5
TRASMISSIONE.....	FIG. 6
CAMBIO.....	FIG. 7
RIDUTTORI PORTANTI r = 21,5 / r = 17,96.....	FIG. 8
MISCELAZIONE.....	FIG. 9
IMP. IDRAULICO SCARICO BILATERALE ANT. POST.....	FIG. 10
IMP. CONTRASTI OLEODINAMICI E PIEDINO IDR.....	FIG. 11
TAPPETO SCARICO BILATERALE G19 PVC.....	FIG. 12
TAPPETO SCARICO BILATERALE G22 PVC.....	FIG. 13
TRAMOGGIA TRASLANTE	FIG. 14
IMP. TRAMOGGIA SUPPLEMENTARE DX.....	FIG. 15
IMPIANTO TRAMOGGIA SUPPLEMENTARE SX.....	FIG. 16
TRAMOGGIA SUPPLEMENTARE G6,5 - G9.....	FIG. 17
MONTAGGIO TRAMOGGIA SUPPLEMENTARE	FIG. 18
TAPPETO SCARICO BILATERALE ANT./POST. A CATENA.....	FIG. 19
IMPIANTO CUTTER ACTIVE.....	FIG. 20
IMPIANTO A BORDO MACCHINA.....	FIG. 21
COMANDI MECCANICI A DISTANZA.....	FIG. 22
COMANDI ELETTRICI.....	FIG. 23
IMPIANTO PESA E ACCESSORI.....	FIG. 24
IMP. FRENI MONOASSE PNEUM. E MECC. 16 - 18 m ³	FIG. 25
IMP. FRENI IDRAULICO - MECCANICO 16 - 18 m ³ MONOASSE.....	FIG. 26
FRENO DI STAZIONAMENTO MONOASSE 16 - 18 m ³	FIG. 27
IMP. FRENI MONOASSE PNEUM. E MECC. 21 - 25 m ³	FIG. 28
IMP. FRENI IDRAULICO - MECCANICO 21 - 25 m ³ MONOASSE.....	FIG. 29
FRENO DI STAZIONAMENTO MONOASSE 21 - 25 m ³	FIG. 30
IMP. FRENI MONOASSE PNEUM. BICOCLEA 21 - 25 m ³ "BOGIE".....	FIG. 31
IMP. FRENI IDRAULICO - MECCANICO 21 - 25 m ³ "BOGIE".....	FIG. 32
FRENO DI STAZIONAMENTO 21 - 25 m ³ "BOGIE".....	FIG. 33
BARRA LUCI REGOLABILE.....	FIG. 34
DEFERIZZATORE.....	FIG. 35

FIGURE INDEX

FRAME CASE / AXLE.....	FIG. 1
FRAME UNIT - CASE "SPLIT".....	FIG. 1A
PANEL.....	FIG. 2
BLADE AND DOOR.....	FIG. 3
REAR DOOR OPEN INDICATOR.....	FIG. 4
RING CONTENENAT.....	FIG. 5
TRANSMISSION.....	FIG. 6
EXCHANGE.....	FIG. 7
r = 21,5 / r = 17,96 REDUCTOR.....	FIG. 8
MIXING.....	FIG. 9
HYDRAULIC CIRCUIT WITH BILATERAL FRONT / REAR.....	FIG. 10
HYDRAULIC BLOCKING SYSTEM AND HYDRAULIC STAND.....	FIG. 11
G19 PVC BILATERAL UNLOADING BELT	FIG. 12
G22 PVC BILATERAL UNLOADING BELT.....	FIG. 13
HOPPER.....	FIG. 14
RIGH ANLAGE ADDITIONAL HOPPER.....	FIG. 15
LEFT ANLAGE ADDITIONAL HOPPER.....	FIG. 16
ADDITIONAL HOPPER G6,5-G9.....	FIG. 17
ASSEMBLY ADDITIONAL HOPPER.....	FIG. 18
FRONT/REAR BILATERAL UNLOADING BELT WITH CHAIN.....	FIG. 19
CUTTER ACTIVE SYSTEM.....	FIG. 20
HYDRAULIC INDEPENDENT CIRCUIT.....	FIG. 21
REMOTE MECHANICAL CONTROL.....	FIG. 22
ELETTRIC COMAND.....	FIG. 23
WEIGHTING SYSTEM.....	FIG. 24
16 - 18 m ³ MONO AXLE SYSTEM BRAKE PNEUMATIC AND MECHANIC.....	FIG. 25
16 - 18 m ³ MONO AXLE HYDR./MECHAN. BRAKING SYSTEM.....	FIG. 26
16 - 18 m ³ MONO AXLE PARKING BRAKE.....	FIG. 27
21 - 25 m ³ MONO AXLE SYSTEM BRAKE PNEUMATIC AND MECHANIC.....	FIG. 28
21 - 25 m ³ MONO AXLE HYDR./MECHAN. BRAKING SYSTEM.....	FIG. 29
21 - 25 m ³ MONO AXLE PARKING BRAKE.....	FIG. 30
21 - 25 m ³ BRAKE SYSTEM MONO AXLE PNEUMATIC DOBLE-SCREW "BOGIE".....	FIG. 31
21 - 25 m ³ "BOGIE" HYDR./MECHAN. BRAKING SYSTEM.....	FIG. 32
"BOGIE" 21 - 25 m ³ PARKING BRAKE.....	FIG. 33
ADJUSTABLE LIGHT UNIT.....	FIG. 34
CALAMITY.....	FIG. 35

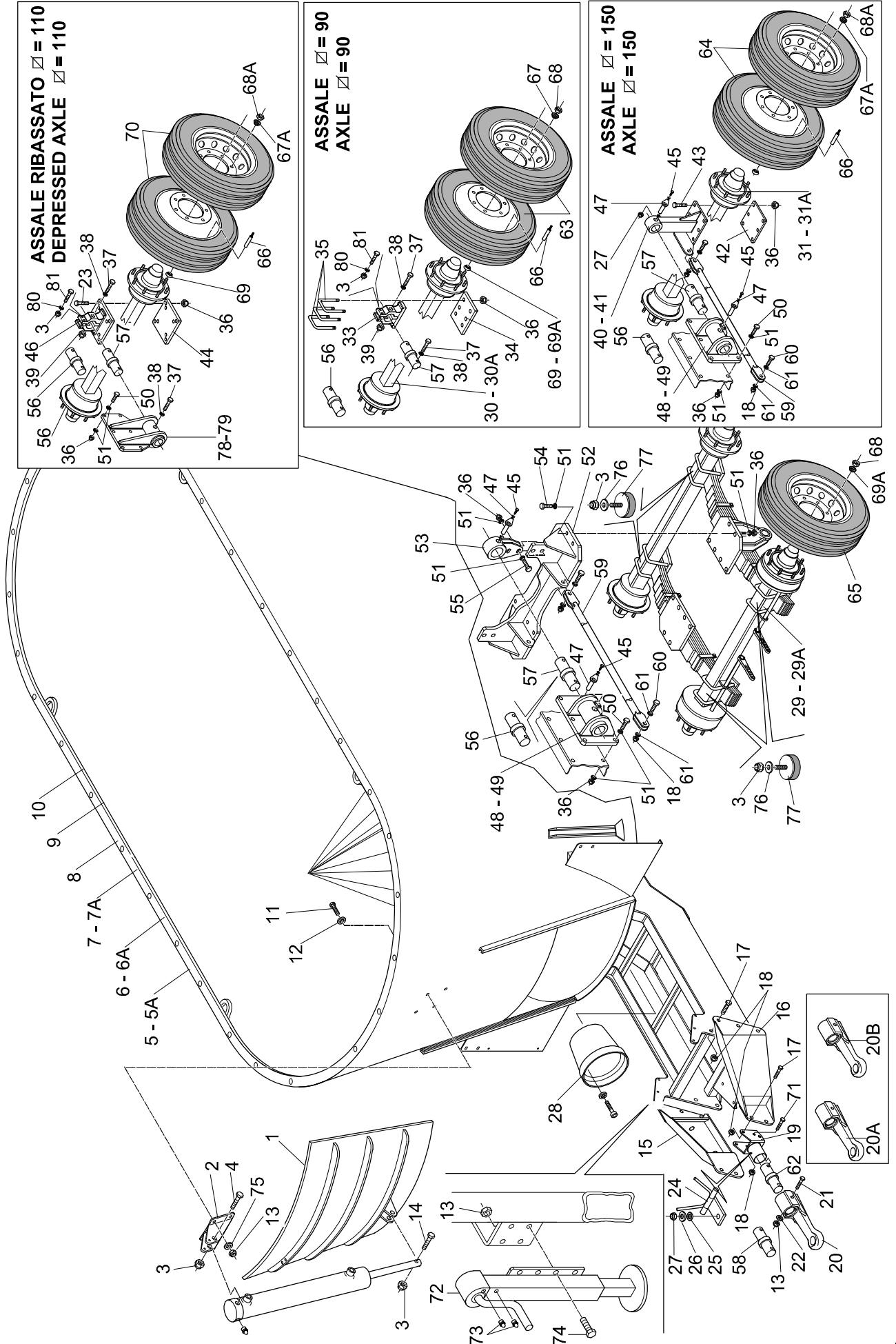
INHALT ABBILDUNGEN

RHAMEN KASTEN / ACHSE.....	FIG. 1
RHAMENGRUPPE - KASTEN "SPLIT".....	FIG. 1A
HAUBEN.....	FIG. 2
TÜR DIE KLINGHE.....	FIG. 3
ANZEIGER ÖFFNUNG HINTERE TÜR.....	FIG. 4
RING ANTI-AUSTRETEN.....	FIG. 5
ANTRIEB.....	FIG. 6
WECHSEL.....	FIG. 7
UNTERSETZUNGSGET. r = 21,5 / r = 17,96.....	FIG. 8
MISCHUNG.....	FIG. 9
HYDRAULISCHE ANLAGE AUSTRAGUNG BEIDSEITIG DER VO'RDERT EIL / DER HI'NTERTEIL.....	FIG. 10
ANLAGE MIT HYDRAULISCHEN ANSCHLÄGEN UND HYDRAULISCHEM FUSS.....	FIG. 11
FÖRDERBAND AUSTRAGUNG BEIDSEITIG G19 PVC.....	FIG. 12
FÖRDERBAND AUSTRAGUNG BEIDSEITIG G22 PVC.....	FIG. 13
MUHLTRICHTER.....	FIG. 14
ANLAGE ZUSÄTZLICHES MUHLTRICHTER DEICHELNR.....	FIG. 15
ANLAGE ZUSÄTZLICHES MUHLTRICHTER LINKS.....	FIG. 16
ZUSÄTZLICHES MUHLTRICHTER G6,5-G9.....	FIG. 17
VERSAMMLUNG ZUSÄTZLICHES MUHLTRICHTER..	FIG. 18
FÖRDERBAND AUSTRAGUNG BEIDSEITIG VORN/HINTEN MIT KETTE.....	FIG. 19
BREMSANLAGE CUTTER ACTIVE.....	FIG. 20
MASCHINE INSTALLIERTER ANLAGE.....	FIG. 21
MECHANISCHER FERNBEDIENUNG.....	FIG. 22
ELEKTRISCHEN ANTRIEBE.....	FIG. 23
WÄGUNGSANLAGE.....	FIG. 24
ANLAGE ACHSE PNEUMATIK UND MECHANISCH 16 - 18 m ³	FIG. 25
BREMSANLAGE HYDRAUL. - MECHANIS. 16 - 18 m ³ ACHSE.....	FIG. 26
ACHSE HANDBREMSE 16 - 18 m ³	FIG. 27
ANLAGE ACHSE PNEUMATIK UND MECHANISCH 21 - 25 m ³	FIG. 28
BREMSANLAGE HYDRAUL. - MECHANIS. 21 - 25 m ³ ACHSE.....	FIG. 29
ACHSE HANDBREMSE 21 - 25 m ³	FIG. 30
ANLAGE ACHSE PNEUMATIC DOPPELT OHRSCHECKE "BOGIE" 21 - 25 m ³	FIG. 31
BREMSANLAGE HYDRAUL. - MECHANIS. 21 - 25 m ³ "BOGIE".....	FIG. 32
HANDBREMSE 21 - 25 m ³ "BOGIE".....	FIG. 33
EINSTELLBARER LICHTBALKEN.....	FIG. 34
UNGLÜCK.....	FIG. 35

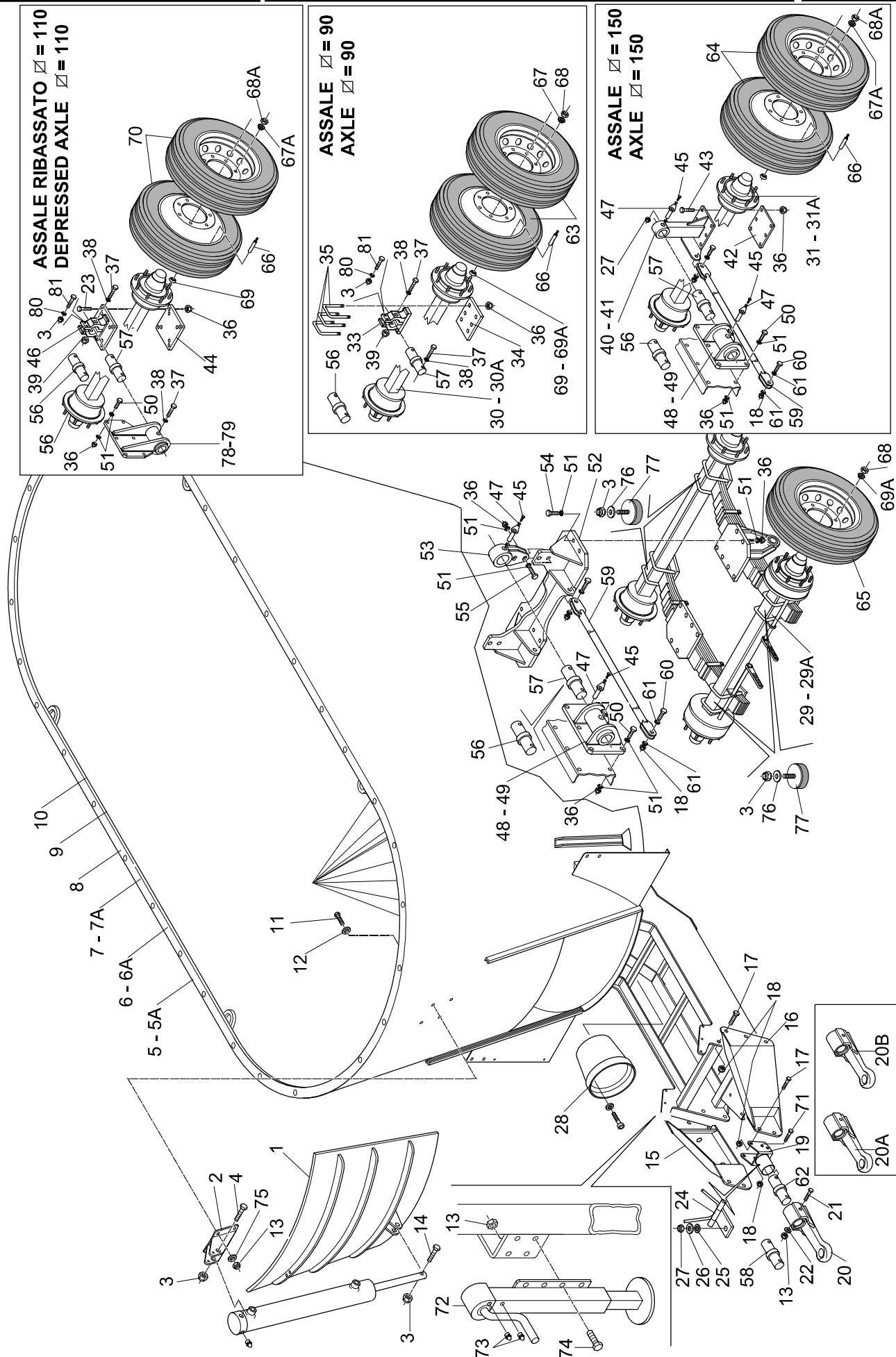
INDEX DEX FIGURES

CHASSIS CAISSON / ESSIEU.....	FIG. 1
GROUPE CHASSIS - CAISSON "SPLIT".....	FIG. 1A
BONNET.....	FIG. 2
PORTE ET LAME.....	FIG. 3
INDICATEUR OUVERTURE PORTE ARRIÈRE.....	FIG. 4
ANNEAU ANTI-DÈBORDER.....	FIG. 5
TRANSMISSION.....	FIG. 6
CHANGE.....	FIG. 7
REDUCTEUR r = 21,5 / r = 17,96.....	FIG. 8
MELANGEUR.....	FIG. 9
INSTALLATION HYDR. DÉCHARGEMT BILATERAL ANTÉRIEUR / POSTÉRIEUR.....	FIG. 10
INSTALLATION BUTÉES OLÉODYNAMIQUES ET PIED HYDRAULIQUE.....	FIG. 11
TAPIS DÉCHARGEMENT G19 PVC.....	FIG. 12
TAPIS DÉCHARGEMENT G22 PVC.....	FIG. 13
TRÉMIE.....	FIG. 14
SYSTEM TRÉMIE SUPPLÉMENTAIRE TROIT.....	FIG. 15
SYSTEM TRÉMIE SUPPLÉMENTAIRE GAUCHE.....	FIG. 16
TRÉMIE SUPPLÉMENTAIRE G6,5-G9.....	FIG. 17
MONTAGE DE TRÉMIE SUPPLÉMENTAIRE.....	FIG. 18
TAPIS DÉCHARGEMENT BILAT. AV./AR. A CHAINE.....	FIG. 19
SYSTEME CUTTER ACTIVE.....	FIG. 20
INSTALLATION HYDRAULIQUE INDÉPENDANT.....	FIG. 21
COMMANDES MÉCANIQUES A DISTANCE.....	FIG. 22
COMANDE ÈLETTRIQUE.....	FIG. 23
SYSTEME DE PESEUSE.....	FIG. 24
INSTALLATION FREIN MONO-AXE PNEUMATIQUE-MÈCANIQUE 16 - 18 m ³	FIG. 25
INST. DE FREINAGE HYDRAUL./MÈCANIQ. 16 - 18 m ³ MONO - AXE.....	FIG. 26
FREIN DE STATIONNEMENT MONO-AXE 16 - 18 m ³	FIG. 27
INSTALLATION FREIN MONO-AXE PNEUMATIQUE-MÈCANIQUE 21 - 25 m ³	FIG. 28
INST. DE FREINAGE HYDRAUL./MÈCANIQ. 21 - 25 m ³ MONO - AXE.....	FIG. 29
FREIN DE STATIONNEMENT MONO - AXE 21 - 25 m ³	FIG. 30
INSTALLATION FREIN MONO - AXE PNEUMATIQUE DOUBLE SPIRAL "BOGIE" 21 - 25 m ³	FIG. 31
INST. DE FREINAGE HYDRAUL. / MÈCANIQ. 21 - 25 m ³ "BOGIE".....	FIG. 32
FREIN DE STATIONNEMENT 21 - 25 m ³ "BOGIE".....	FIG. 33
BARRE FEUX RÉGLABLE.....	FIG. 34
CALAMITÉ.....	FIG. 35

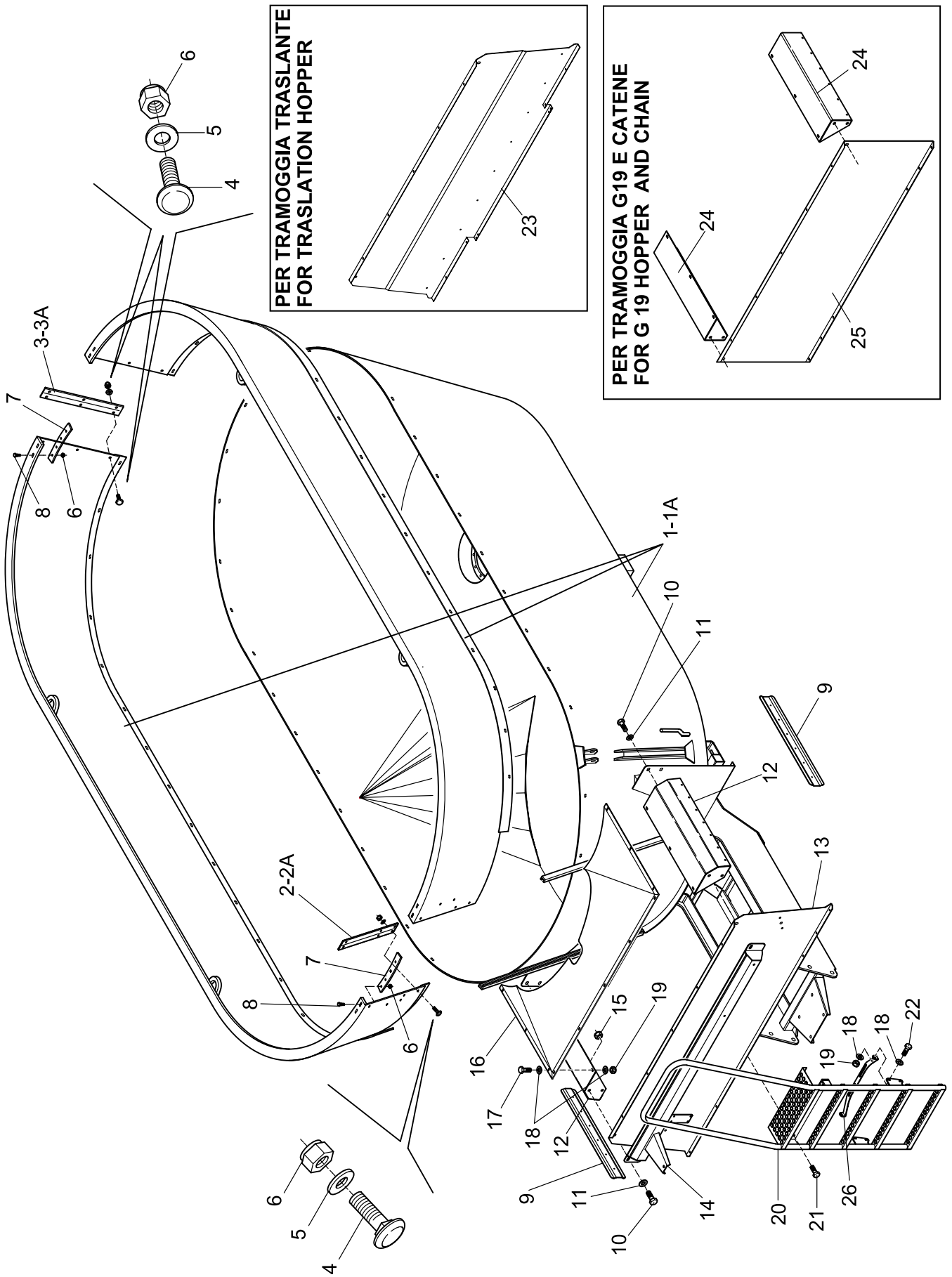
N. Pos.	N. COD.	DESCRIZIONE	DESCRIPTION	BENENNUNG	DESCRIPTION	NOTE NOTES
1	16100766	PORTA DI CARICO	DOOR	TÜR	PORTE	
2	16121506	ATTACCO SUPERIORE CILINDRO	JOINT	LAGER	JOINT	
3	90808009	DADO AUTOBLOCCANTE	SELF-LOCKING NUT	STOPMUTTER	ECROU DE SURETE	M 16
4	90007308	VITE T.E.	SCREW	SCHRAUBE	VIS	M16x110
5	16100904	CASSONE BICOCLEA SCARICO ANT.	CASE	KASTEN	CAISSON	16 m ³
5A	16100937	CASSONE BICOCLEA SCARICO POST.	CASE	KASTEN	CAISSON	16 m ³
6	16100909	CASSONE BICOCLEA SCARICO ANT.	CASE	KASTEN	CAISSON	18 m ³
6A	16100956	CASSONE BICOCLEA SCARICO POST.	CASE	KASTEN	CAISSON	18 m ³
7	16100930	CASSONE BICOCLEA SCARICO ANT.	CASE	KASTEN	CAISSON	21 m ³
7A	16100932	CASSONE BICOCLEA SCARICO POST.	CASE	KASTEN	CAISSON	21 m ³
8	16100931	CASSONE BICOCLEA SCARICO ANT.	CASE	KASTEN	CAISSON	25 m ³
9	16100964	CASSONE BICOCLEA SCARICO BILATERALE ANT. POST.	CASE	KASTEN	CAISSON	18 m ³
10	16100965	CASSONE BICOCLEA SCARICO BILATERALE ANT. + POST.	CASE	KASTEN	CAISSON	21 m ³
11	90007124	VITE T.E.	SCREW	SCHRAUBE	VIS	M14X45
12	90701008	RONDELLA PIANA	WASHER	SCHEIBE	RONDELLE	Ø 14
13	90808008	DADO AUTOBLOCCANTE	SELF-LOCKING NUT	STOPMUTTER	ECROU DE SURETE	M 14
14	90000153	VITE T.E.	SCREW	SCHRAUBE	VIS	M16X80
15	16100869	TIMONE DX	TIMON	DEICHSEL	TIMÓN	
16	16100868	TIMONE SX	TIMON	DEICHSEL	TIMÓN	
17	90000213	VITE T.E.	SCREW	SCHRAUBE	VIS	M24X60
18	90808013	DADO AUTOBLOCCANTE	SELF-LOCKING NUT	STOPMUTTER	ECROU DE SURETE	M 24
19	16100870	PORTA SENSORE TIMONE	SUPPORT	LAGER	SUPPORT	
20	16100661	OCCHIONE RINFORZATO	EYE	ZUGÖSE	OEIL	Ø 40
20A	96050054	OCCHIONE RINFORZATO EYE CON BOCCOLA	EYE	ZUGÖSE	OEIL	Ø 40
20B	16100663	OCCHIONE RINFORZATO	EYE	ZUGÖSE	OEIL	Ø 50
21	90007137	VITE T.E.	SCREW	SCHRAUBE	VIS	M 14X140 ZN
22	90716008	RONDELLA PIANA				Ø 14
23	90000290	VITE T.E.	SCREW	SCHRAUBE	VIS	M20X180
24	16120701	APPOGGIO PER CARDANO	SUPPORT	LAGER	SUPPORT	
25	90717012	RONDELLA	WASHER	SCHEIBE	RONDELLE	8X25X3 ZN
26	90717018	RONDELLA	WASHER	SCHEIBE	RONDELLE	10 X30 X3 ZN
27	90808005	DADO AUTOBLOCCANTE	SELF-LOCKING NUT	STOPMUTTER	ECROU DE SURETE	M 8
28	96031018	CUFFIA COPRI CARDANO	PROTECTION	SCHUTZ	PROTECTION	
29	96050058	ASSALE BOGIE SENZA FRENI	AXLE	ACHSE	ESSIEU	
29A	96050054	ASSALE BOGIE CON FRENI	AXLE	ACHSE	ESSIEU	
30	96050053	ASSALE SENZA FRENI	AXLE	ACHSE	ESSIEU	Q 90=1490
30A	96050048	ASSALE CON FRENI	AXLE	ACHSE	ESSIEU	Q 90L=1490
31	96050066	ASSALE SENZA FRENO	AXLE	ACHSE	ESSIEU	Q 150L=1550
31A	96050067	ASSALE CON FRENI	AXLE	ACHSE	ESSIEU	Q 150L=1550
32	96050065	ASSALE PER RIBASSATO SENZA FRENI	AXLE	ACHSE	ESSIEU	Q 110L=1500
33	16121621	SUPPORTO SENSORE ASSALE	SUPPORT	LAGER	SUPPORT	
34	16121622	PIASTRA DI FISSAGGIO ASSALE	PLATE	PLATTE	PLAQUE	
35	16121623	CAVALLOTTO A "U"	U-BOLT	BUGELBOLZEN	CAVALIER	
36	90808011	DADO AUTOBLOCCANTE	SELF-LOCKING NUT	STOPMUTTER	ECROU DE SURETE	M 20
37	90007279	VITE T.E.	SCREW	SCHRAUBE	VIS	M 30X160 ZN
38	90716015	RONDELLA PIANA	WASHER	SCHEIBE	RONDELLE	Ø 30 ZN
39	90808015	DADO AUTOBLOCCANTE	SELF-LOCKING NUT	STOPMUTTER	ECROU DE SURETE	M 30
40	16101019	SUPPORTO FISSAGGIO MONOASSE SX	SUPPORT	LAGER	SUPPORT	
41	16101020	SUPPORTO FISSAGGIO MONOASSE DX	SUPPORT	LAGER	SUPPORT	
42	16122178	CONTROPIASTRA FISSAGGIO MONOASSE	PLATE	PLATTE	PLAQUE	
43	90000285	VITE T.E.	SCREW	SCHRAUBE	VIS	M20X220
44	16121913	CONTROPIASTRA FISSAGGIO MONOASSE	PLATE	PLATTE	PLAQUE	X RIBASSATO 21-25
45	90000056	VITE T.E.	SCREW	SCHRAUBE	VIS	M8X30
46	16121690	SUPPORTO SENSORE MONOASSE	SUPPORT	LAGER	SUPPORT	X RIBASSATO 21-25



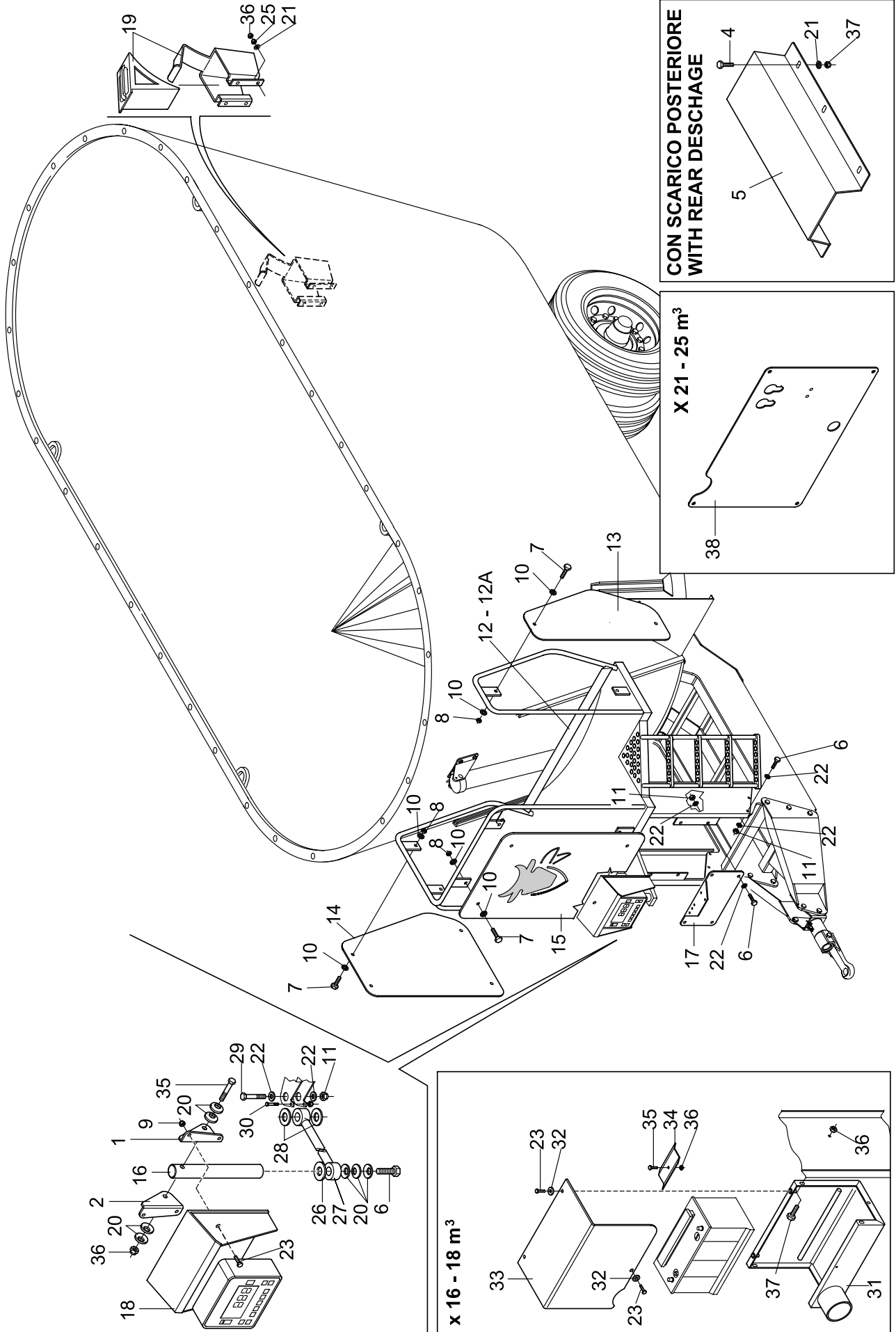
N. Pos.	N. COD.	DESCRIZIONE	DESCRIPTION	BENENNUNG	DESCRIPTION	NOTE NOTES
47	16122176	PERNO FISSAGGIO CELLA	PIN	BOLZEN	PIVOT	
48	16101012	SUPPORTO SX CELLA	SUPPORT	LAGER	SUPPORT	
49	16101013	SUPPORTO DX CELLA	SUPPORT	LAGER	SUPPORT	
50	90007185	VITE T.E.	SCREW	SCHRAUBE	VIS	M 20X70 ZN
51	90716011	RONDELLA PIANA	WASHER	SCHEIBE	RONDELLE	Ø 20ZN
52	16101014	SUPPORTO FISSAGGIO BIASSE	SUPPORT	LAGER	SUPPORT	
53	16101015	SUPPORTO CELLA	SUPPORT	LAGER	SUPPORT	
54	90007183	VITE T.E.	SCREW	SCHRAUBE	VIS	M 20X60 ZN
55	90007187	VITE T.E.	SCREW	SCHRAUBE	VIS	M 20X80 ZN
56	16820037	SENSORE	SUPPORT	LAGER	SUPPORT	Ø 73
57	16122105	PERNO SUPPORTO CASSONE	PIN	BOLZEN	PIVOT	Ø 73
58	16820020	SENSORE	SENSOR	SENSOR	CAPTEUR	Ø 63/58 mm
59	16122177	TIRANTE	TIE ROD	SPANNSTANGE	TIRANT	
60	90000215	VITE T.E.	SCREW	SCHRAUBE	VIS	M 24X70
61	90716013	RONDELLA PIANA	WASHER	SCHEIBE	RONDELLE	Ø 24 ZN
62	16122104	PERNO SUPPORTO CASSONE	PIN	BOLZEN	PIVOT	Ø 58/Ø 63
63	99100113	RUOTA	WHEEL	RAD	ROUE	235/75 R17,5
64	99100139	RUOTA	WHEEL	RAD	ROUE	295/80 R22,5
65	99100102	RUOTA	WHEEL	RAD	ROUE	305/70 R19,5
66	98400371	PROLUNGA VALVOLA RUOTA	EXTENSION	VERLÄNGERUNG	EXTENSION	
67	90703020	RONDELLA CONICA	WASHER	SCHEIBE	RONDELLE	Ø 20,5 ZN X16-18 m ³
67A	90703022	RONDELLA CONICA	WASHER	SCHEIBE	RONDELLE	Ø 22,5 ZN X21-25 m ³
68	90819012	DADO	NUT	MUTTER	ECROU	M 20X1,5 ZN X16-18m ³
68A	90819013	DADO	NUT	MUTTER	ECROU	M 22X1,5 ZN X21-25m ³
69	90703051	RONDELLA CONICA	WASHER	SCHEIBE	RONDELLE	Ø 20/31/5,8 X16-18m ³
69A	-----	RONDELLA CONICA	WASHER	SCHEIBE	RONDELLE	-----X21-25m ³
70	99100138	RUOTA	WHEEL	RAD	ROUE	285/70 R19,5
71	90008222	VITE T.E.	SCREW	SCHRAUBE	VIS	M 24X130 ZN
72	16120206	PIEDINO MECCANICO	SUPPORT FOOT	STÜTZFUß	PIED D'APPUI	70X600
73	91600003	INGRASSATORE DIRITTO	GREASE NIPPLE	SCHMIERNIPPEL	GRAISSEUR	M 8X1
74	90000123	VITE T.E.	SCREW	SCHRAUBE	VIS	M 14X40
75	90708011	RONDELLA GROWER	WASHER	SCHEIBE	RONDELLE	Ø 14 ZN
76	90716009	RONDELLA PIANA	WASHER	SCHEIBE	RONDELLE	Ø 16ZN
77	91910015	PIEDINO GOMMATO	SUPPORT FOOT	STÜTZFUß	PIED D'APPUI	Ø100X40
78	16100888	SUPPORTO SX CELLA	SUPPORT	LAGER	SUPPORT	
79	16100889	SUPPORTO DX CELLA	SUPPORT	LAGER	SUPPORT	
80	90701009	RONDELLA PIANA	WASHER	SCHEIBE	RONDELLE	Ø 16ZN
81	90000154	VITE T.E.	SCREW	SCHRAUBE	VIS	M 16X90



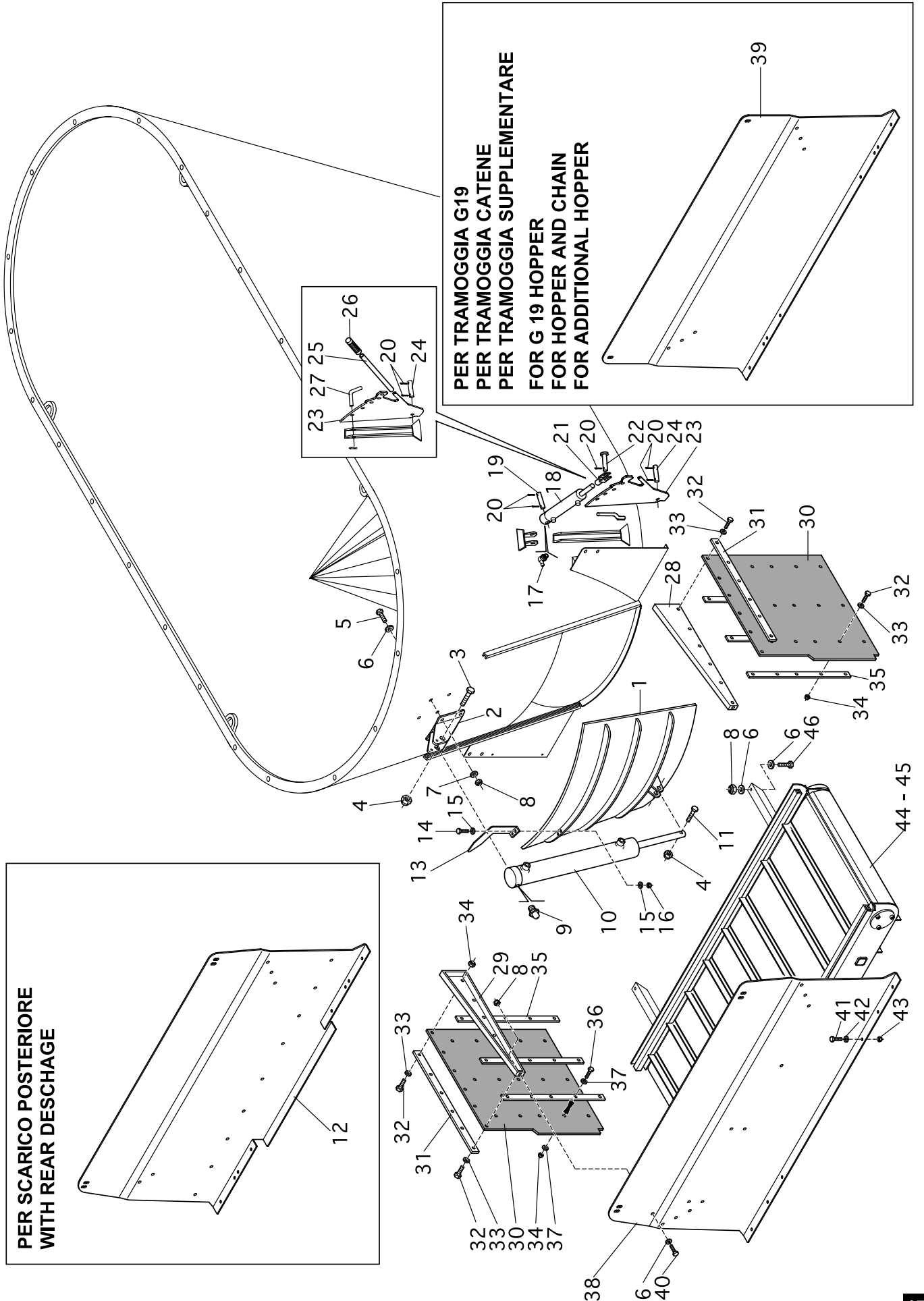
N. Pos.	N. COD.	DESCRIZIONE	DESCRIPTION	BENENNUNG	DESCRIPTION	NOTE NOTES
1	16100959	TELAIO - CASSONE	FRAME - CASE	RHAMEN - KASTEN	CHASSIS - CAISSON	x 16 m ³
1A	16100963	TELAIO - CASSONE	FRAME - CASE	RHAMEN - KASTEN	CHASSIS - CAISSON	x 18 m ³
2		LAMIERA DI UNIONE ANT.	PLATE	BLECH	TOLE	x 16 m ³
2A		LAMIERA DI UNIONE ANT.	PLATE	BLECH	TOLE	x 18 m ³
3		LAMIERA DI UNIONE POST.	PLATE	BLECH	TOLE	x 16 m ³
3A		LAMIERA DI UNIONE POST.	PLATE	BLECH	TOLE	x 18 m ³
4	16120252	VITE TESTA TONDA	SCREW	SCHRAUBE	VIS	Q.S.T. M 10X34
5	90716006	RONDELLA PIANA	FLATT WASHER	SCHEIBE	RONDELLE PLATE	Ø 10 ZN
6	90808006	DADO AUTOBLOCCANTE	SELF-LOCKING NUT	STOPMUTTER	ECROU DE SURETE	M 10
7		LAMIERA DI UNIONE	PLATE	BLECH	TOLE	
8	90007306	VITE T.E.	SCREW	SCHRAUBE	VIS	M 10X40 ZN
9	16121584	LAMIERA ANTI INTRUSIONE	PLATE	BLECH	TOLE	
10	90008123	VITE T.E.	SCREW	SCHRAUBE	VIS	M 14X40
11	90716008	RONDELLA PIANA	FLATT WASHER	SCHEIBE	RONDELLE PLATE	Ø 14 ZN
12	16122019	MENSOLA FISSAGGIO	SUPPORT	LAGER	SUPPORT	X G22 - TRASLANTE
13	16122002	LAMIERA DI CONTENIMENTO	PLATE	BLECH	TOLE	X G22
14	16121753	TRAVERSO FISS. SCALETTA	SUPPORT	LAGER	SUPPORT	
15	90808008	DADO AUTOBLOCCANTE	SELF-LOCKING NUT	STOPMUTTER	ECROU DE SURETE	M 14 ZN
16	16122026	CHIUSURA SUPERIORE TRAM.	LOWER CLOSING	UNTERE VERSCHLUSS	FERMETURE INFERIEURE	
17	90007054	VITE T.E.	SCREW	SCHRAUBE	VIS	M 8X22 ZN
18	90716005	RONDELLA PIANA	FLATT WASHER	SCHEIBE	RONDELLE PLATE	Ø 8 ZN
19	90808005	DADO AUTOBLOCCANTE	SELF-LOCKING NUT	STOPMUTTER	ECROU DE SURETE	M 8
20	16122029	SCALETTA DI ISPEZIONE	STAIRS	DIE LEITER	ÉCHELLE	X 16 - 18 m ³
21	90007077	VITE T.E.	SCREW	SCHRAUBE	VIS	M 10X30 ZN
22	90007055	VITE T.E.	SCREW	SCHRAUBE	VIS	M 8X25 ZN
23	16122014	LAMIERA DI CONTENIMENTO	PLATE	BLECH	TOLE	X TRASLANTE
24	16122021	MENSOLA FISSAGGIO	SUPPORT	LAGER	SUPPORT	X G19 E CATENE
25	16122005	LAMIERA DI CONTENIMENTO	PLATE	BLECH	TOLE	G 19 E CATENE
26	16121754	PUNTELLO PER SCALETTA	FLASK	HALTER	BRIDE	



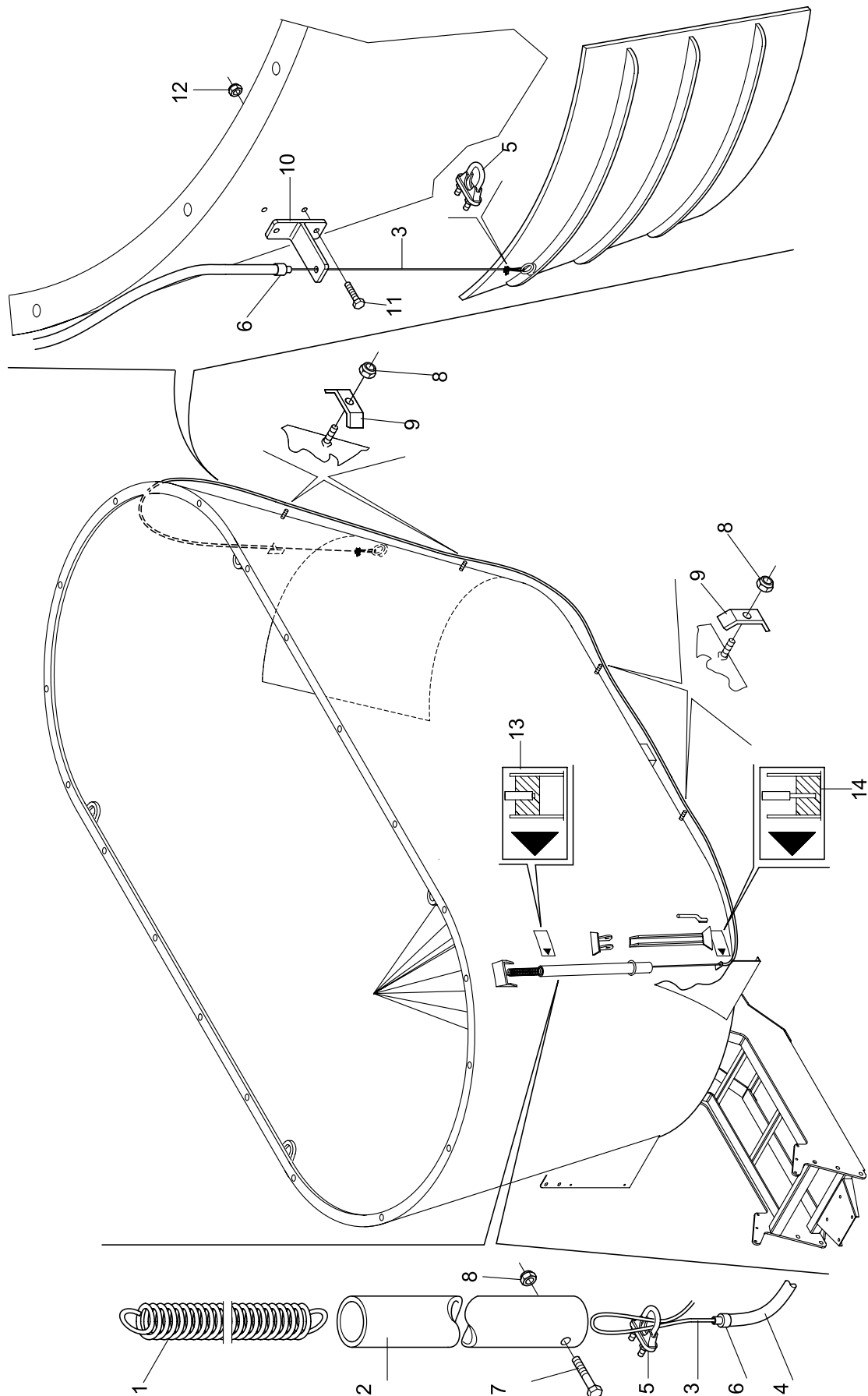
N. Pos.	N. COD.	DESCRIZIONE	DESCRIPTION	BENENNUNG	DESCRIPTION	NOTE NOTES
1	16120694	STAFFA SX SUPP. STRUMENTO	BRACKET	BüGEL	BRIDE	
2	16120695	STAFFA DX SUPP. STRUMENTO	BRACKET	BüGEL	BRIDE	
3	16120960	LAMA DI FISSAGGIO GOMMA	SUPPORT	LAGER	SUPPORT	
4	90007055	VITE T.E.	SCREW	SCHRAUBE	VIS	M 8X25 ZN
5	16121938	TUNNEL DI CHIUSURA	CLOSURE TUNNEL	ABSCHLUßTUNNEL	TUNNEL DE FERMETURE	
6	90007099	VITE TE	SCREW	SCHRAUBE	VIS	M 12X30
7	90007076	VITE TE	SCREW	SCHRAUBE	VIS	M 10X25
8	9080806	DADO AUTOBLOCCANTE	SELF-LOCKING NUT	STOPMUTTER	ECROU DE SURETE	M 10 ALTO
9	90808003	DADO AUTOBLOCCANTE	SELF-LOCKING NUT	STOPMUTTER	ECROU DE SURETE	M 6 ALTO
10	90717018	RONDELLA	WASHER	SCHEIBE	RONDELLE	10X24X3
11	90808007	DADO AUTOBLOCCANTE	SELF-LOCKING NUT	STOPMUTTER	ECROU DE SURETE	M 12 ALTO
12	16121624	PEDANA BICOCLEA	FOOTBOARD	TRITTBRETT	PLATEAU	16 - 18 m ³
14	16121672	PEDANA BICOCLEA	FOOTBOARD	TRITTBRETT	PLATEAU	21 - 25 m ³
13	16910326	COFANO LATERALE SX	BONNET	ABDEKHAUBE	CAPOT	
14	16910438	COFANO LATERALE DX	BONNET	ABDEKHAUBE	CAPOT	
15	16910335	COFANO ANTERIORE PEDANA	BONNET	ABDEKHAUBE	CAPOT	
16	16120693	PERNO ARTIC. SUPP. STRUM.	PIN	BOLZEN	PIVOT	
17	16160446	LAMIERA SUPP. DISTRIBUTORE	SUPPORT	LAGER	SUPPORT	
18	16910017	PROTEZIONE STRUMENTO	PROTECTION	SCHUTZ	PROTECTION	
19	61002599	GR. CUNEI + PORTAC. PICCOLI	WEDGE	GRUPPE UNTERLEGKEILE	COIN	
20	90743067	MOLLA A TAZZA	SPRING	FEDER	RESSORT	AS 25X12.2X1.5
21	90717005	RONDELLA PIANA	WASHER	SCHEIBE	RONDELLE	Ø 8
22	90716007	RONDELLA	WASHER	SCHEIBE	RONDELLE	Ø 12 ZN
23	90007031	VITE T.E.	SCREW	SCHRAUBE	VIS	M 6X16
24	90716007	RONDELLA PIANA	WASHER	SCHEIBE	RONDELLE	Ø 12
25	90811509	DADO	NUT	MUTTER	ECROU	M 8
26	16121142	RONDELLA	WASHER	SCHEIBE	RONDELLE	Øi 12,5 Øe 55
27	16910540	SUPPORTO PROL. STRUMENTO	SUPPORT	LAGER	SUPPORT	
28	16700026	RONDELLA NYLON	WASHER	SCHEIBE	RONDELLE	Øi13 Øe50 SP. 2
29	90007109	VITE T.E.	SCREW	SCHRAUBE	VIS	M 12X80 ZN
30	90007066	VITE T.E.	SCREW	SCHRAUBE	VIS	M 8X80 ZN
31	16910179	SUPPORTO BATTERIA	SUPPORT	LAGER	SUPPORT	
32	90716003	RONDELLA PIANA	WASHER	SCHEIBE	RONDELLE	Ø 6 ZN
33	16910180	COPERCHIO SUPP. BATTERIA	COVER	DECKEL	COUVERCLE	
34	16120164	STAFFA FISSAGGIO BATTERIA	BRACKET	BüGEL	BRIDE	
35	90007056	VITE T.E.	SCREW	SCHRAUBE	VIS	M 8X30 ZN
36	90808005	DADO AUTOBLOCCANTE	SELF-LOCKING NUT	STOPMUTTER	ECROU DE SURETE	M 8 ZN
37	90000055	VITE T.E.	SCREW	SCHRAUBE	VIS	M 8
38	16121915	CHIUSURA ANTERIORE PEDANA	PROTECTION	SCHUTZ	PROTECTION	(21-25 m ³)



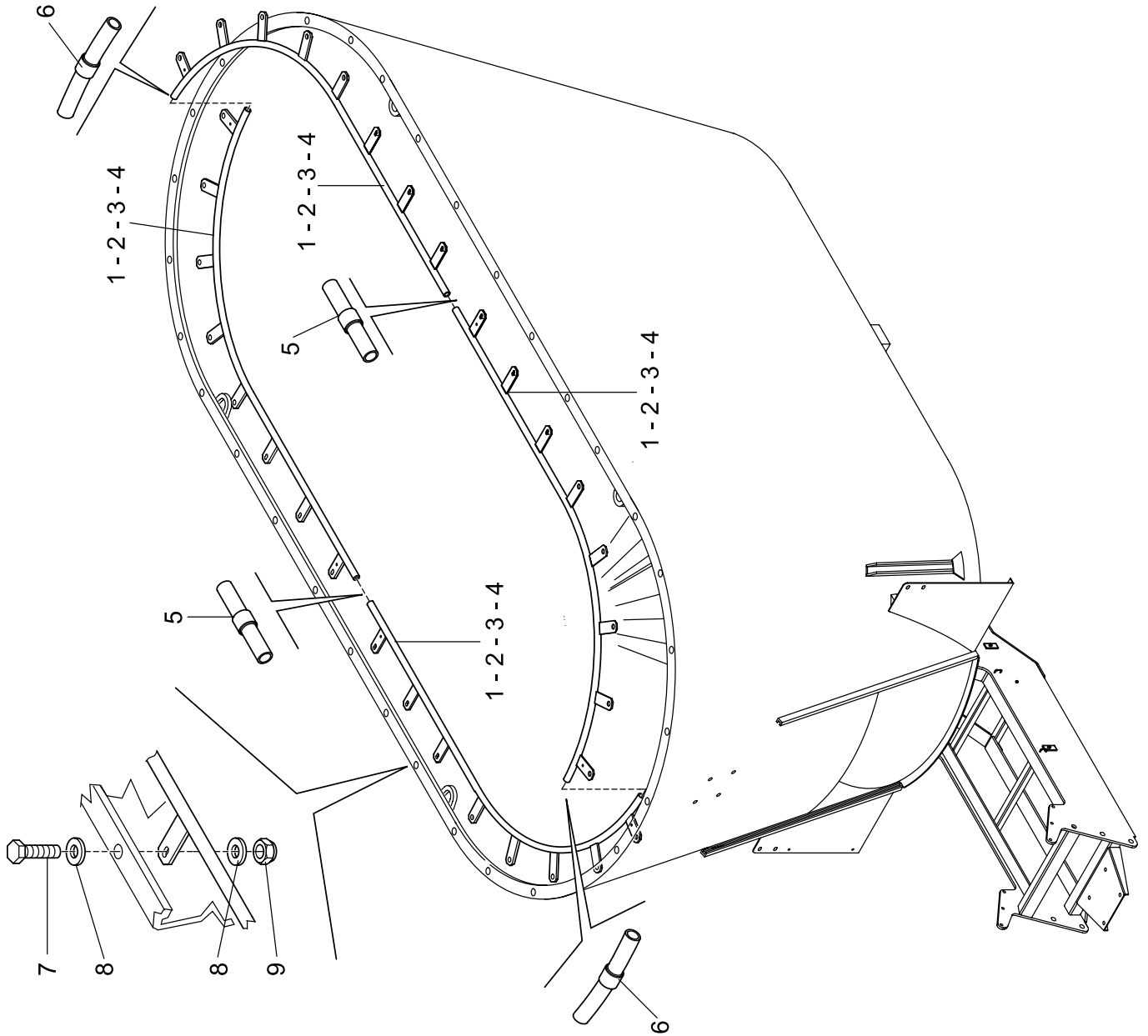
N. Pos.	N. COD.	DESCRIZIONE	DESCRIPTION	BENENNUNG	DESCRIPTION	NOTE NOTES
1	16100766	PORTA DI CARICO	DOOR	TÜR	PORTE	
2	16121506	ATTACCO SUPERIORE CILINDRO	JOINT	LAGER	JOINT	
3	90007308	VITE T.E.	SCREW	SCHRAUBE	VIS	M 16X110 ZN
4	90808009	DADO AUTOBLOCCANTE	SELF-LOCKING NUT	STOPMUTTER	ECROU DE SURETE	M 16
5	90007124	VITE T.E.	SCREW	SCHRAUBE	VIS	M 14X45 ZN
6	90716008	RONDELLA PIANA	FLATT WASHER	SCHEIBE	RONDELLE PLATE	Ø 14 ZN
7	90708011	RONDELLA GROWER	WASHER	SCHEIBE	RONDELLE	Ø 14 ZN
8	90808008	DADO AUTOBLOCCANTE	SELF-LOCKING NUT	STOPMUTTER	ECROU DE SURETE	M 14
9	91600000	INGRASSATORE DIRITTO	GREASE NIPPLE	SCHMIERNIPPEI	GRAISSEUR	M 6X1
10	61003063	CILINDRO OLEODINAMICO	CYLINDER	ZYLINDER	CYLINDRE	Øe50X750
11	90000153	VITE T.E.	SCREW	SCHRAUBE	VIS	M 16X80
12	16910308	LAMIERA DI CONTENIMENTO	PLATE	BLECH	TOLE	X SCARICO POST.
13	16910348	INDICE PORTA	DOOR GUIDE	GLEITVORR. FÜR ZUSAT.	INDICAT. PORTE	
14	90007058	VITE T.E.	SCREW	SCHRAUBE	VIS	M 8X40 ZN
15	90716005	RONDELLA PIANA	FLATT WASHER	SCHEIBE	RONDELLE PLATE	Ø 8 ZN
16	90808005	DADO AUTOBLOCCANTE	SELF-LOCKING NUT	STOPMUTTER	ECROU DE SURETE	M 8
17	91601010	INGRASSATORE 90°	GREASE NIPPLE	SCHMIERNIPPEI	GRAISSEUR	M 6X1
18	61001815	CILINDRO OLEODINAMICO	CYLINDER	ZYLINDER	CYLINDRE	Øe50X120
19	16120432	PERNO FULCRO CILINDRO	PIN	BOLZEN	PIVOT	Ø 18 L=100
20	9130269	COPIGLIA ACCIAIO	SPLIT PIN	SPLINT	GOUPILLE	Ø 4X50
21	98400491	FORCELLA	FORK	GABEL	FOURCHE	M 20X40 L=105
22	98400492	PERNO PER FORCELLA	PIN	BOLZEN	PIVOT	M 20
23	16140706	CONTROCOLTELLO IDR./MECC.	COUNTERACTING KNIFE	GEGENKLINGE	CONTRE-LAME	
24	16120430	PERNO FULCRO CONTROCOLT.	PIN	BOLZEN	PIVOT	Ø 20 L=82
25	16121699	PROLUNGA PER CONTROCOLT.	EXTENSION	VERLÄNGERUNG	EXTENSION	
26	98403011	MANOPOLA	HANDLE	HANDGRIFF	POIGNEE	PV2/40X127
27	98400321	MANIGLIA PER CAVALLOTTO	HANDLE	HANDGRIFF	POIGNEE	
28	16910159	MENSOLA SX SUPP. GOMMA	SUPPORT	LAGER	SUPPORT	
29	16910161	MENSOLA DX SUPP. GOMMA	SUPPORT	LAGER	SUPPORT	
30	16700163	GOMMA PER BOCCHE DI SCAR.	RUBBER	GUMMI	CAOUTCHOUC	
31	16120960	LAMA FISSAGGIO GOMMA	SUPPORT	LAGER	SUPPORT	
32	90007035	VITE T.E.	SCREW	SCHRAUBE	VIS	M 6X25 ZN
33	90716003	RONDELLA PIANA	FLATT WASHER	SCHEIBE	RONDELLE PLATE	Ø 6 ZN
34	90808003	DADO AUTOBLOCCANTE	SELF-LOCKING NUT	STOPMUTTER	ECROU DE SURETE	M 6
35	16910579	LAMA PER BOCCA SCARICO	SUPPORT	LAGER	SUPPORT	
36	90007033	VITE T.E.	SCREW	SCHRAUBE	VIS	M 6X20
37	90717007	RONDELLA A FASCIA LARGA	FLATT WASHER	SCHEIBE	RONDELLE PLATE	Ø 6X24 ZN
38	16910156	LAMIERA DI CONTENIMENTO	PLATE	BLECH	TOLE	X 21-25 m ³
39	16910321	LAMIERA DI CONTENIMENTO	PLATE	BLECH	TOLE	G19-CATENE-TRAMOGGIA SUPP.
40	90000123	VITE T.E.	SCREW	SCHRAUBE	VIS	M 14X40 ZN
41	90000076	VITE T.E.	SCREW	SCHRAUBE	VIS	M 10X25 ZN
42	90716006	RONDELLA PIANA	FLATT WASHER	SCHEIBE	RONDELLE PLATE	Ø 10 ZN
43	90818006	DADO AUTOBLOCCANTE	SELF-LOCKING NUT	STOPMUTTER	ECROU DE SURETE	M 10 ZN
44	61003378	GR. TAPPETO SCAR. G19 BILAT.	CARPET	TEPPICH GR.	GR. TAPIS	
45	61003333	GR. TAPPETO SCAR. G22 BILAT.	CARPET	TEPPICH GR.	GR. TAPIS	
46	90007123	VITE T.E.	SCREW	SCHRAUBE	VIS	M 14X40 ZN



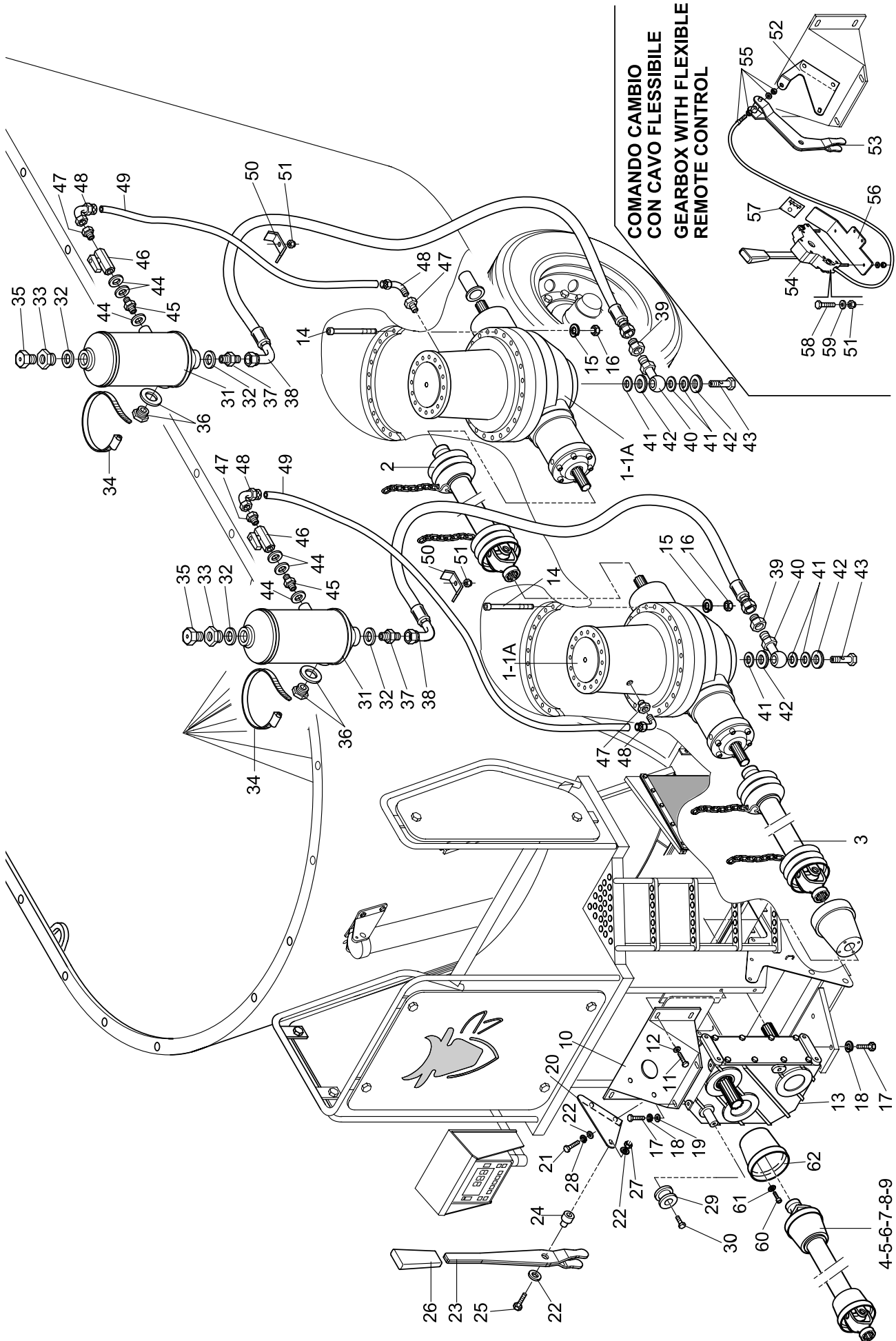
N. Pos.	N. COD.	DESCRIZIONE	DESCRIPTION	BENENNUNG	DESCRIPTION	NOTE NOTES
1	16121176	MOLLA A TRAZIONE	SPRING	FEDER	RESSORT	
2	16700190	TUBO PVC BIANCO	PIPE	ROHR	TUYAU	Ø 32 L= 750
3	92972300	FUNE ACCIAIO INOX	CABLE ACIER INOX	EDELSTAHL DRAHT	STAINLESS STEEL ROPE	Ø 2,5
4	98400607	GUAINA CON TUBO INCORP.	SHEATH	SCHLAUCH	GAINÉ	Ø 7
5	91900000	MORSETTI X FUNI	CLAMP	KLEMME	BORNE	Ø 3
6	98400819	CAPOGUAINA	BUSHING	BUCHSE	DOUILLE	
7	90007038	VITE T.E.	SCREW	SCHRAUBE	VIS	M 6X40 ZN
8	90808003	DADO AUTOBLOCCANTE	SELF-LOCKING NUT	STOPMUTTER	ECROU DE SURETE	M 6
9	10000070	FASCETTA STRINGITUBO	COLLAR	SHELLE	COLLIER	
10	16121977	SUPPORTO FERMAGUAINA	SUPPORT	LAGER	SUPPORT	
11	90007056	VITE T.E.	SCREW	SCHRAUBE	VIS	M 8X30 ZN
12	90808005	DADO AUTOBLOCCANTE	SELF-LOCKING NUT	STOPMUTTER	ECROU DE SURETE	M 8
13	16720341	ADESIVO INDICE PORTA APERTA	ADHESIVE	KLEBRING	ADHÉSIF	
14	16720342	ADESIVO INDICE PORTA CHIUSA	ADHESIVE	KLEBRING	ADHÉSIF	



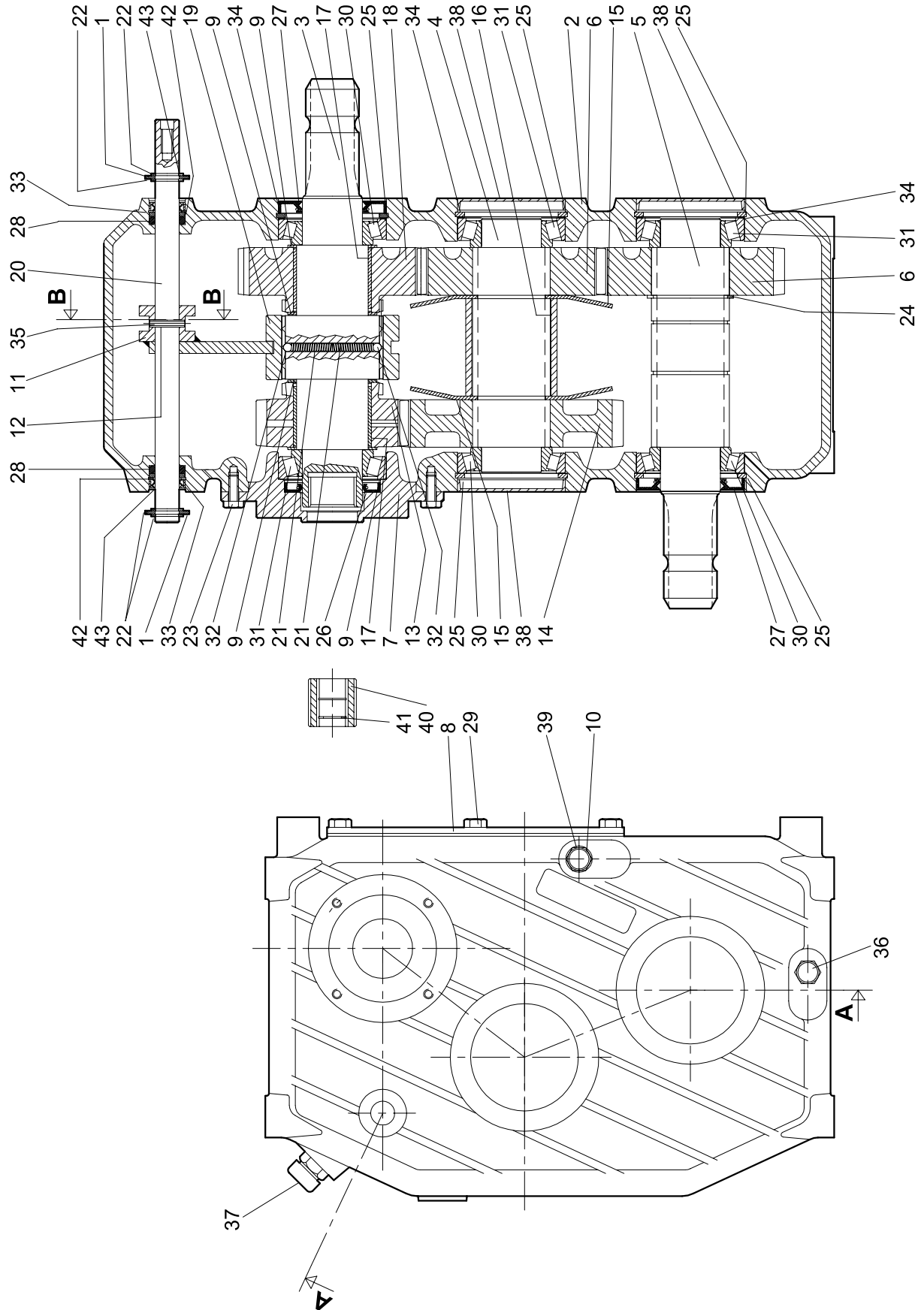
N. Pos.	N. COD.	DESCRIZIONE	DESCRIPTION	BENENNUNG	DESCRIPTION	NOTE NOTES
1	16100992	SEMIANELLO DI CONTENIMENTO	RING	RING	ANNEAU	x 16 m ³
2	16100993	SEMIANELLO DI CONTENIMENTO	RING	RING	ANNEAU	x 18 m ³
3	16100994	SEMIANELLO DI CONTENIMENTO	RING	RING	ANNEAU	x 21 m ³
4	16100995	SEMIANELLO DI CONTENIMENTO	RING	RING	ANNEAU	x 25 m ³
5	16100996	MANICOTTO DRITTO DI CONT.	SLEEVE	HUELSE	MANCHON	
6	16100997	MANICOTTO CURVO DI CONT.	SLEEVE	HUELSE	MANCHON	
7	90000210	VITE T.E.	SCREW	SCHRAUBE	VIS	M24X45
8	90716013	RONDELLA PIANA	FLATT WASHER	SCHEIBE	RONDELLE PLATE	Ø 24
9	90808013	DADO AUTOBLOCCANTE	SELF-LOCKING NUT	STOPMUTTER	ECROU DE SURETE	M 24



N. Pos.	N. COD.	DESCRIZIONE	DESCRIPTION	BENENNUNG	DESCRIPTION	NOTE NOTES
1	96000136	RIDUTTORE PORTANTE	REDUCTOR	UNTERSETZUNGSGET.	REDUCTEUR	R=21,5
1A	96000153	RIDUTTORE PORTANTE	REDUCTOR	UNTERSETZUNGSGET.	REDUCTEUR	R=17,96(OPTIONAL)
2	96030051	ALBERO CARDANICO S. "T"	SHAFT	WELLE	ARBRE	T. 60 1" 3/4 Z=20- 1" 3/4 Z=20
3	96030052	ALBERO CARDANICO S. "T"	SHAFT	WELLE	ARBRE	T. 80 1" 3/4 Z=20- 1" 3/4 Z=20
4	96030053	ALBERO CARDANICO STANDARD TI	SHAFT	WELLE	ARBRE	T. 60 X 16-21m ³ 1" 3/8 Z=6- 1" 3/4 Z=6
5	96030081	ALBERO CARDANICO STANDARD	SHAFT	WELLE	ARBRE	T. 80 x 21-25m ³ 1" 3/8 Z=6- 1" 3/4 Z=6
6	96030089	CARDANO OMOCINETICO	SHAFT	WELLE	ARBRE	T. 60 X 16-21m ³ 1" 3/8 Z=6- 1" 3/4 Z=6
7	96030088	CARDANO OMOCINETICO	SHAFT	WELLE	ARBRE	T. 80 x 21-25m ³ 1" 3/8 Z=6- 1" 3/4 Z=6
8	96030054	ALBERO CARDANICO	SHAFT	WELLE	ARBRE	T. 80 1" 3/4 Z=6- 1" 3/4 Z=6
9	96030080	CARDANO OMOCINETICO	SHAFT	WELLE	ARBRE	T. 80 1" 3/4 Z=6- 1" 3/4 Z=6
10	16121620	SUPPORTO SUPERIORE CAMBIO	SUPPORT	LAGER	SUPPORT	
11	90007099	VITE T.E.	SCREW	SCHRAUBE	VIS	M 12x30 ZN
12	90716007	RONDELLA PIANA	WASHER	SCHEIBE	RONDELLE	Ø 12 ZN
13	96000135	CAMBIO	EXCHANGE	WECHSEL	CHANGE	C3A R= 1:1 - 1:1,5
14	90100439	VITE T.C.E.I.	SCREW	SCHRAUBE	VIS	M14X220
15	90708011	RONDELLA GROWER	WASHER	SCHEIBE	RONDELLE	Ø 14
16	90800514	DADO	NUT	MUTTER	ECROU	M14
17	90000143	VITE T.E.	SCREW	SCHRAUBE	VIS	M16X30
18	90708012	RONDELLA GROWER	WASHER	SCHEIBE	RONDELLE	Ø 16
19	90701008	RONDELLA PIANA	WASHER	SCHEIBE	RONDELLE	Ø 16
20	16121720	SUPPORTO PER LEVA CAMBIO	SUPPORT	LAGER	SUPPORT	
21	90007076	VITE T.E.	SCREW	SCHRAUBE	VIS	M10X25 ZN
22	90716006	RONDELLA PIANA	WASHER	SCHEIBE	RONDELLE	Ø 10
23	16121721	LEVA PER CAMBIO	CONTROLLEVER	HEBEL PONTENTIOM.	LEVIER DE COMMANDE	
24	16121696	PERNO PER FULCRO LEVA CAMBIO	PIN	BOLZEN	PIVOT	
25	90000083	VITE T.E.	SCREW	SCHRAUBE	VIS	M 10X60
26	98403012	MANOPOLA	HANDLE	HANDGRIFF	POIGNEE	MPV/38X111
27	90808006	DADO AUTOBLOCCANTE	SELF-LOCKING NUT	STOPMUTTER	ECROU DE SURETE	M10 ZN
28	90721008	RONDELLA GROWER	WASHER	SCHEIBE	RONDELLE	Ø 10 ZN
29	16121697	BOCCOLA PER INNESTO	BUSHING	BÜCHSE	DOUILLE	
30	90000074	VITE T.E.	SCREW	SCHRAUBE	VIS	M10 X20
31	16160443	BARILOTTO DI COMPENSAZIONE	EXPANSION TANK	EXPANSIONSGEFÄSS	CUVE D'EXPANSION	
32	93124005	RONDELLA RAME	WASHER	SCHEIBE	RONDELLE	Ø 3/4" GAS
33	93105007	RIDUZIONE	REDUCTION	REDUKTION	REDUCTION	M/F 3/4"-1/2" GAS
34	91004011	FASCETTA ABA	COLLAR	SHELLE	COLLIER	Ø 87-112 ZN
35	93149002	TAPPO CARICO SFIATO	PLUG	STOPFEN	BOUCHON	1/2" GAS
36	93148005	SPIA LIVELLO OLIO	LEVEL INDICATOR	OLESTAND NIVEAU	REGARD NIVEAU	1" 1/4
37	93101005	NIPPLO CONGIUNZIONE	UNION	ANSCHLUSS	RACCORD	3/4" GAS
38	16624021	TUBO	PIPE	RHOR	TUYAU	Ø 3/4" GAS L= 1550
39	93105007	RIDUZIONE	REDUCTION	REDUKTION	REDUCTION	M/F 3/4"-1/2" GAS
40	93104005	OCCHIO	EYE	ZUGÖSE	OEIL	1/2" GAS FIL. 1/2" GAS
41	93124003	RONDELLA RAME	WASHER	SCHEIBE	RONDELLE	Ø 1/2" GAS
42	91710015	RONDELLA ACCIAIO GOMMA	WASHER	SCHEIBE	RONDELLE	Ø 1/2" GAS
43	93100003	VITE FORATA	DRILLED SCREW	LÖCHERSCHRAUBE	VIS PERFOREE	Ø 1/2" GAS
44	93124002	RONDELLA RAME	WASHER	SCHEIBE	RONDELLE	Ø 3/8" GAS
45	93101002	NIPPLO CONGIUNZIONE	UNION	ANSCHLUSS	RACCORD	Ø 3/8" GAS
46	93138107	RUBINETTO	COCK	ABSPERRHAHN	ROBINET	Ø 3/8" GAS F/F L= 42
47	93105001	RIDUZIONE	REDUCTION	REDUKTION	REDUCTION	M/F 3/8"-1/4" GAS
48	93053008	RACCORDO RAPIDO GOMITO	UNION	ANSCHLUSS	RACCORD	1/4"
49	93053010	TUBORILSAN	PIPE	RHOR	TUYAU	
50	10000073	LAMETTA STRINGITUBI	BLADE	BLATT	LAME	
51	90808003	DADO AUTOBLOCCANTE	SELF-LOCKING NUT	STOPMUTTER	ECROU DE SURETE	M6 ZN
52	16121694	SUPPORTO PER LEVA CAMBIO	SUPPORT	LAGER	SUPPORT	(CONCAVO)
53	16121698	LEVA PER CAMBIO	LEVER	HEBEL	LEVIER	(CONCAVO)
54	98400020	COMANDO A DISTANZA BTF	CONTROL	RUNGSSTANGE	COMMANDE	25/1C
55	98400253	CAVO FLESSIBILE	CABLE	KABEL	CABLE	6011/M30 L= 3000
56	16910573	SUPPORTO COMANDO CAMBIO	SUPPORT	LAGER	SUPPORT	
57	16720133	ADESIVO 2ª VELOCITÀ COCLEA	ADHESIVE	KLEBRING	ADHÉSIF	
58	90007035	VITE T.E.	SCREW	SCHRAUBE	VIS	M6X25 ZN
59	90716003	RONDELLA PIANA	WASHER	SCHEIBE	RONDELLE	Ø 6 ZN
60	90007053	VITE T.E.	SCREW	SCHRAUBE	VIS	M 8X20 ZN
61	90716005	RONDELLA PIANA	WASHER	SCHEIBE	RONDELLE	Ø 8 ZN
62	96031018	CUFFIA COPRI CARDANO	PROTECTION	SCHUTZ	PROTECTION	



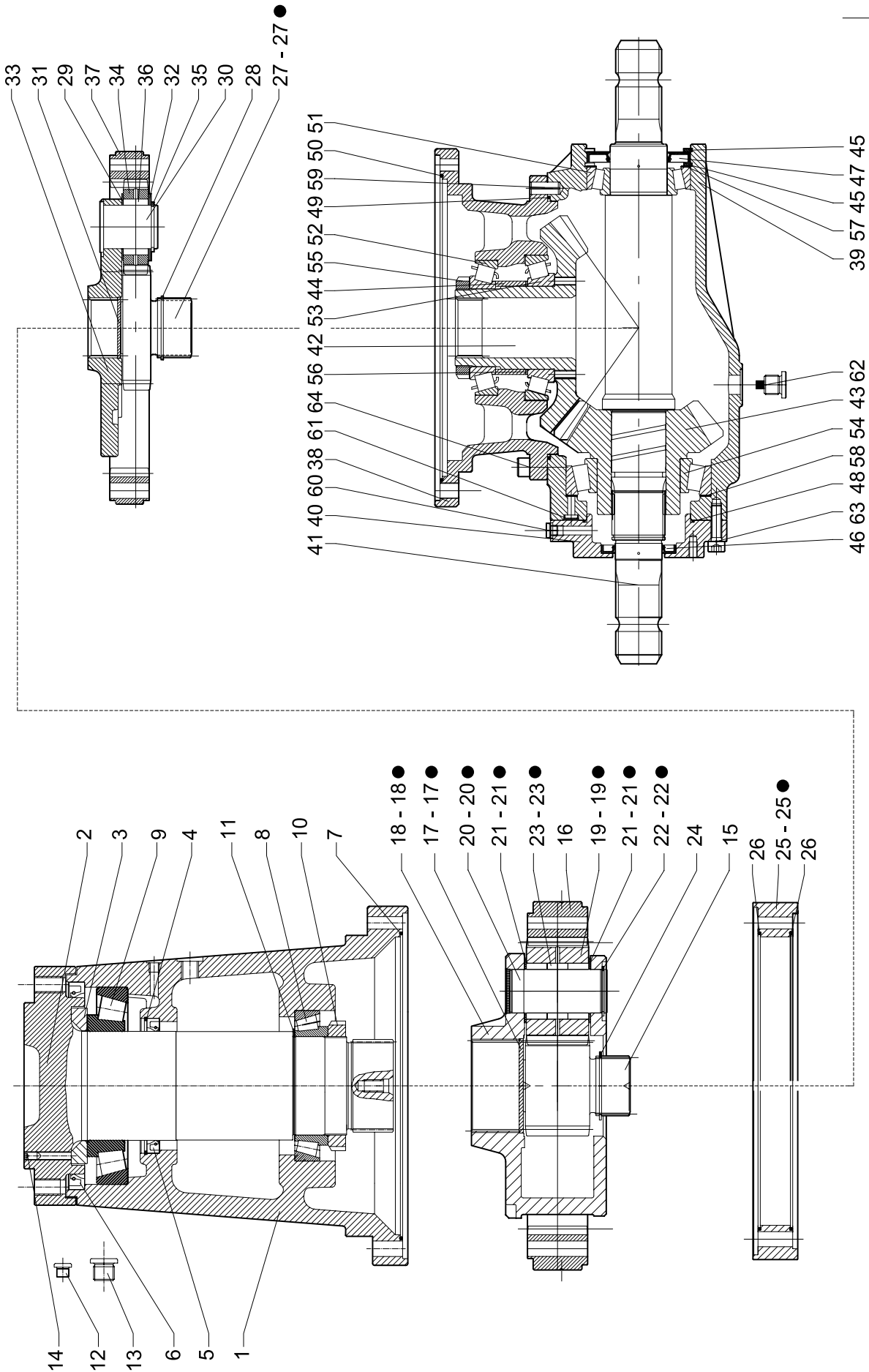
N. Pos.	N. COD.	DESCRIZIONE	DESCRIPTION	BENENNUNG	DESCRIPTION	NOTE NOTES
1		ROSETTA X VITI	WASHER	SCHEIBE	RONDELLE	21X37X3
2		SCATOLA	BOX	KASTEN	BOITE	
3		ALBERO ENTRATA	SHAFT	WELLE	ARBRE	1"3/4 Z 6
4		ALBERO INTERMEDIO	SHAFT	WELLE	ARBRE	
5		ALBERO USCITA	SHAFT	WELLE	ARBRE	1"3/4 Z 20
6		CORONA	CROWN	KRANZ	COURONNE	M=4 Z=37
7		COPERCHIO	COVER	DECKEL	COUVERCLE	A.P.APH
8		COPERCHIO LATERALE	COVER	DECKEL	COUVERCLE	
9		RALLA	SHIM	EINSTELLSHEIBE	EPAISSEUR	
10		ROSETTA X VITI	WASHER	SCHEIBE	RONDELLE	17x22x1.5
11		ASSIEME FORCELLA CAMBIO	FORK	GABEL	FOURCHE	
12		SPINA ELASTICA	SPLIT WASHER	FEDERSPLIT	EPINE ELASTIQUE	6X30
13		INGRANAGGIO CAMBIO	GEAR	ZAHNRAD	ENGRENAGE	Z.29 R.1.52
14		CORONA	CROWN	KRANZ	COURONNE	M=4 Z=44 R.1.52
15		LAMIERINO DI LUBRIFICAZIONE	PLATE	BLECH	TOLE	
16		DISTANZIALE ALBERO INTERM.	SPACER	DISTANZSTÜCK	ENTRETOISE	
17		BOCCOLA DU FORATA	BUSHING	BÜCHSE	DOUILLE	
18		INGRANAGGIO CAMBIO	GEAR	ZAHNRAD	ENGRENAGE	Z 37 M 4
19		BOCCOLA SCORREVOLE	BUSHING	BÜCHSE	DOUILLE	
20		ASTA CAMBIO	ROD	STANGE	TIGE	
21		MOLLA	SPRING	FEDER	RESSORT	D7X37.3
22		ANELLO SIC. X ALB.	RING	RING	ANNEAU	H=1.75 20
23		VITE T.E.	SCREW	SCHRAUBE	VIS	M8X22
24		ANELLO EL. SIC.	O-RING	O-RING	ANNEAU GARNITURE	X ALB.65
25		ANELLO SIC. X FORI	O-RING	O-RING	ANNEAU GARNITURE	H=4 90
26		ANELLO TENUTA NOR.	RING	RING	ANNEAU	50X80X8
27		ANELLO TENUTA	RING	RING	ANNEAU	50X90X10
28		ANELLO OR	O-RING	O-RING	ANNEAU GARNITURE	19.99X5.33
29		VITE T.E.	SCREW	SCHRAUBE	VIS	M10X16
30		CUSCINETTO RULLI CON. CLA	BEARING	LAGER	COUSSINET	30210
31		CUSCINETTO RULLI CON. CLA	BEARING	LAGER	COUSSINET	32210
32		SFERA	BOLL	KUGEL	BILLE	D7 mm
33		DISTANZIALE	SPACER	DISTANZSTÜCK	ENTRETOISE	20.5x29.5x4
34		SPESSORE REG.	SHIM	EINSTELLSHEIBE	EPAISSEUR	80.3x89.7
35		SPINA ELASTICA	SPLIT WASHER	FEDERSPLIT	EPINE ELASTIQUE	3,5X30
36		TAPPO CON. ESAG. EST.	PLUG	STOPFEN	BOUCHON	3/8" GAS
37		TAPPO SFI. ANTICOND.	PLUG	STOPFEN	BOUCHON	1/2G
38		CAPPELOTTO DI CHI.	COVER	DECKEL	COUVERCLE	90X10
39		SPIA LIV. FILET.	LEVEL INDICATOR	OLESTAND NIVEAU	REGARD NIVEAU	3/8"
40		GIUNTO	JOINT	KUPPLUNG	JOINT	MF Z20 D22
41		ANELLO EL. SIC.	O-RING	O-RING	ANNEAU GARNITURE	X FOR 22
42		ANELLO EL. SIC.	O-RING	O-RING	ANNEAU GARNITURE	X FOR 30
43		ANELLO TEN. LAB. PAR. BASL	O-RING	O-RING	ANNEAU GARNITURE	20X30X7



N. Pos.	N. COD.	DESCRIZIONE	DESCRIPTION	BENENNUNG	DESCRIPTION	NOTE NOTES
1		SCATOLA	BOX	KASTEN	BOITE	
2		COPERCHIO	COVER	DECKEL	COUVERCLE	
3		SPESSORE	SHIM	EINSTELLSHEIBE	EPAISSEUR	
4		ANELLO	O-RING	O-RING	ANNEAU	130
5		PARAOILIO	OIL SEAL	DICHTRING	BAGUE ETANCHEITE	105X130X12BA
6		PARAOILIO	OIL SEAL	DICHTRING	BAGUE ETANCHEITE	170X200X15
7		ANELLO OR	O-RING	O-RING	ANNEAU GARNITURE	3.53X291.69
8		CUSCINETTO	BEARING	LAGER	COUSSINET	
9		CUSCINETTO	BEARING	LAGER	COUSSINET	
10		GHIERA	RING NUT	NUT MUTTER	COLLIER DE SERRAGE	KM18M90X2
11		SPESSORE	SHIM	EINSTELLSHEIBE	EPAISSEUR	
12		TAPPO	PLUG	STOPFEN	BOUCHON	1/8" G
13		TAPPO CON.ESAG.EST.	PLUG	STOPFEN	BOUCHON	3/8" G
14		GRANO	BOLT	BOLZEN	BOULON	M 8X16
15		INGRANAGGIO	SUN GEAR	ZAHNRAD	ENGRENAGE	
16		INGRANAGGIO	SUN GEAR	ZAHNRAD	ENGRENAGE	
17-23		PORTA PLANETARI COMPLETO	COM. PLANETARY CARRIER	ZAHNRAD	ENGRENAGE	
17-23 ●		PORTA PLANETARI COMPLETO	COM. PLANETARY CARRIER	ZAHNRAD	ENGRENAGE	
24		ANELLO ELASTICO	EXT. RETAINING RING	O-RING	ANNEAU GARNITURE	D. 58
25		SCATOLA CONNESSIONE	BOX	KASTEN	BOITE	
25 ●		SCATOLA CONNESSIONE	BOX	KASTEN	BOITE	
26		ANELLO OR	O-RING	O-RING	ANNEAU GARNITURE	3.53X291.69
27		INGRANAGGIO	RING GEAR	ZAHNRAD	ENGRENAGE	
27 ●		INGRANAGGIO	RING GEAR	ZAHNRAD	ENGRENAGE	
28-35		PORTA PLANETARI COMPLETO	COM. PLANETARY STAGE	ZAHNRAD	ENGRENAGE	
36		ANELLO	EXTERNAL SNAP RING	O-RING	ANNEAU	D. 58
37		INGRANAGGIO	SUN GEAR	ZAHNRAD	ENGRENAGE	
38		CARCASSA	HOUSING	KASTEN	BOITE	
39		CARCASSA	HOUSING	KASTEN	BOITE	
40		COPERCHIO DI CHIUSURA	END COVER	DECKEL	COUVERCLE	
41		ALBERO	SHAFT	WELLE	ARBRE	
42-43		INGRANAGGIO + PIGNONE	SUN GEAR + PINION	ZAHNRAD + RITZTEL	ENGRENAGE + PIGNON	
44		SPESSORE	SHIM	EINSTELLSHEIBE	EPAISSEUR	
45		ANELLO	INTERNAL SNAP RING	O-RING	ANNEAU	100
46		PARAOILIO	OIL SEAL	DICHTRING	BAGUE ETANCHEITE	45X72X8
47		PARAOILIO	OIL SEAL	DICHTRING	BAGUE ETANCHEITE	55X100X10
48		ANELLO OR	O-RING	O-RING	ANNEAU GARNITURE	2.62X94.92
49		ANELLO OR	O-RING	O-RING	ANNEAU GARNITURE	3.53X240.89
50		ANELLO OR	O-RING	O-RING	ANNEAU GARNITURE	3.53X291.69
51		CUSCINETTO	BEARING	LAGER	COUSSINET	
52		CUSCINETTO	BEARING	LAGER	COUSSINET	
53		CUSCINETTO	BEARING	LAGER	COUSSINET	
54		CUSCINETTO	BEARING	LAGER	COUSSINET	
55		ANELLO	RING NUT	O-RING	ANNEAU	
56		SPESSORE	SHIM	EINSTELLSHEIBE	EPAISSEUR	
57		SPESSORE	SHIM	EINSTELLSHEIBE	EPAISSEUR	
58		SPESSORE	SHIM	EINSTELLSHEIBE	EPAISSEUR	
59		SPINA	PIN	BOLZEN	PIVOT	12X30
60		TAPPO	PLUG	STOPFEN	BOUCHON	1/8" GAS
61		TAPPO	PLUG	STOPFEN	BOUCHON	14X4
62		TAPPO MAGNETICO	MAGNETIC PLUG	STOPFEN	BOUCHON	1/2" GAS
63		VITE T.C.E.I.	SCREW	SCHRAUBE	VIS	M 10X35
64		VITE T.C.E.I.	SCREW	SCHRAUBE	VIS	M 12X35
65	96000136	RIDUTTORE PORTANTE	REDUCTOR	UNTERSETZUNGSGET.	REDUCTEUR	R=21.5
65A ●	96000153	RIDUT. PORTANTE+ VELOCE	REDUCTOR	UNTERSETZUNGSGET.	REDUCTEUR	R=17.96

● = VARIANTI PER RIDUTTORE R= 17.96

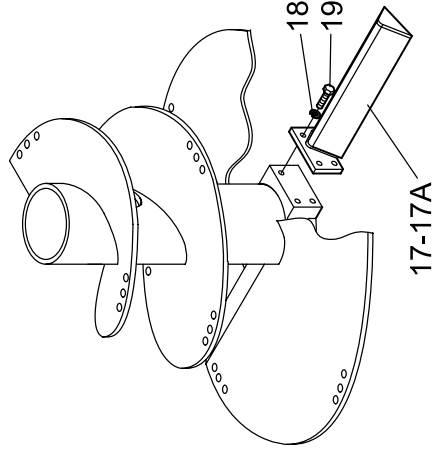
● = VARIATION FOR REDUCTOR R= 17.96



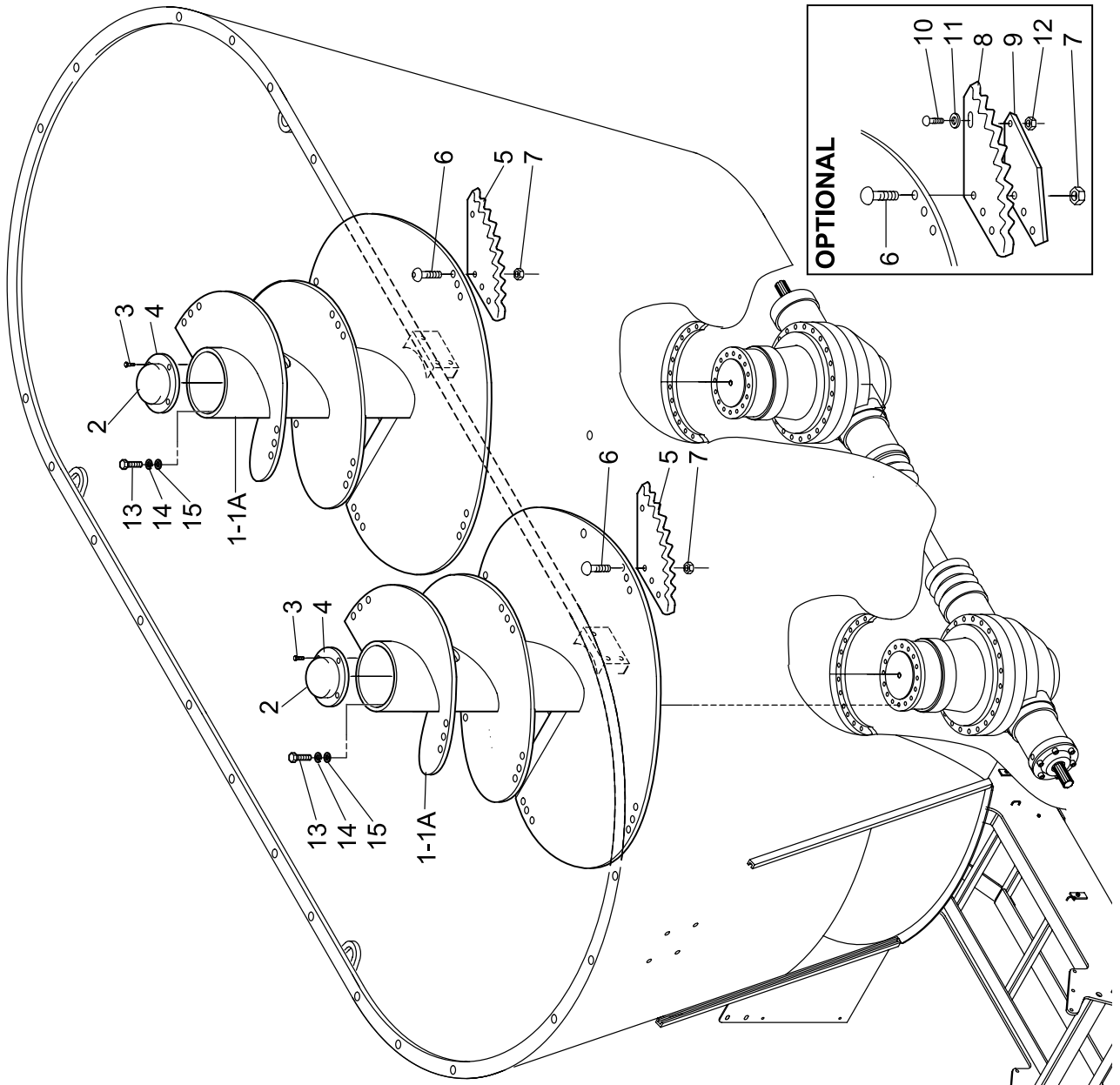
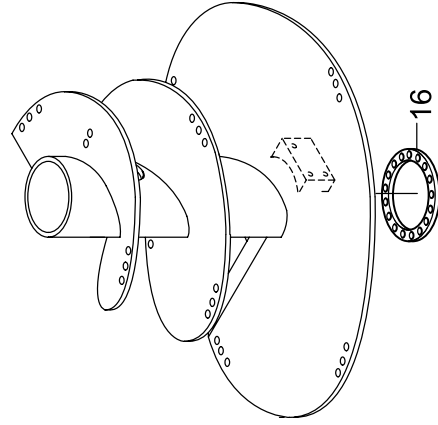
65 - 65A ●

N. Pos.	N. COD.	DESCRIZIONE	DESCRIPTION	BENENNUNG	DESCRIPTION	NOTE NOTES
1	16140820	COCLEA ASBALZO SPRINT	ARCHIMED. SCREW	SCHNECKE	PELLET. HELICOID.	x 16 - 18 m ³
1A	16140821	COCLEA ASBALZO SPRINT	ARCHIMED. SCREW	SCHNECKE	PELLET. HELICOID.	x 21 - 25 m ³
2	16340151	COPERCHIO PER COCLEA	COVER	DECKEL	COUVERCLE	
3	90007033	VITE T.E.	SCREW	SCHRAUBE	VIS	M 6X20 ZN
4	90716003	RONDELLA PIANA	FLATT WASHER	SCHEIBE	RONDELLE PLATE	Ø 6 ZN
5	16800078	COLTELLO A SCIABOLA	CUTTER	MESSER	COUTEAU	SP. 10
6	16121183	VITE TESTA TONDA	SCREW	SCHRAUBE	VIS	Q.S.T. 16X55 ZN
7	90808009	DADO AUTOBLOCCANTE	SELF-LOCKING NUT	STOPMUTTER	ECROU DE SURETE	M 16 ALTO
8	16800040	COLTELLO A SCIABOLA LUNGO CON RIPORTO AL TUNGSTENO	CUTTER	MESSER	COUTEAU	
9	16140201	SOTTOCOLTELLO	CUTTER SUPPORT	MESSERHALTERUNG	SUPPORT COUTEAU	
10	16120252	VITE TESTA TONDA	SCREW	SCHRAUBE	VIS	Q.S.T. 10X34
11	90717018	RONDELLA	WASHER	SCHEIBE	RONDELLE	M 10 X 30 X 3
12	90808006	DADO AUTOBLOCCANTE	SELF-LOCKING NUT	STOPMUTTER	ECROU DE SURETE	M 10 ALTO
13	90000147	VITE T.E.	SCREW	SCHRAUBE	VIS	M 16X50
14	90708012	RONDELLA GROWER	WASHER	SCHEIBE	RONDELLE	Ø 16
15	90716009	RONDELLA PIANA	FLATT WASHER	SCHEIBE	RONDELLE PLATE	Ø 16
16	16340167	DISTANZIALE PER COCLEA	SPACER	DISTANZSTÜCK	ENTRETOISE	X 21 - 25 m ³
17	16140822	SPATOLA PER COCLEA SPRINT	SCRAPER	KRATZER	RACLEUR	X16 - 18 m ³
17A	16140823	SPATOLA PER COCLEA SPRINT	SCRAPER	KRATZER	RACLEUR	X21 - 25 m ³
18	90708013	RONDELLA GROWER RINFORZ.	WASHER	SCHEIBE	RONDELLE	Ø 18
19	90000163	VITE T.E.	SCREW	SCHRAUBE	VIS	M 18 X 45

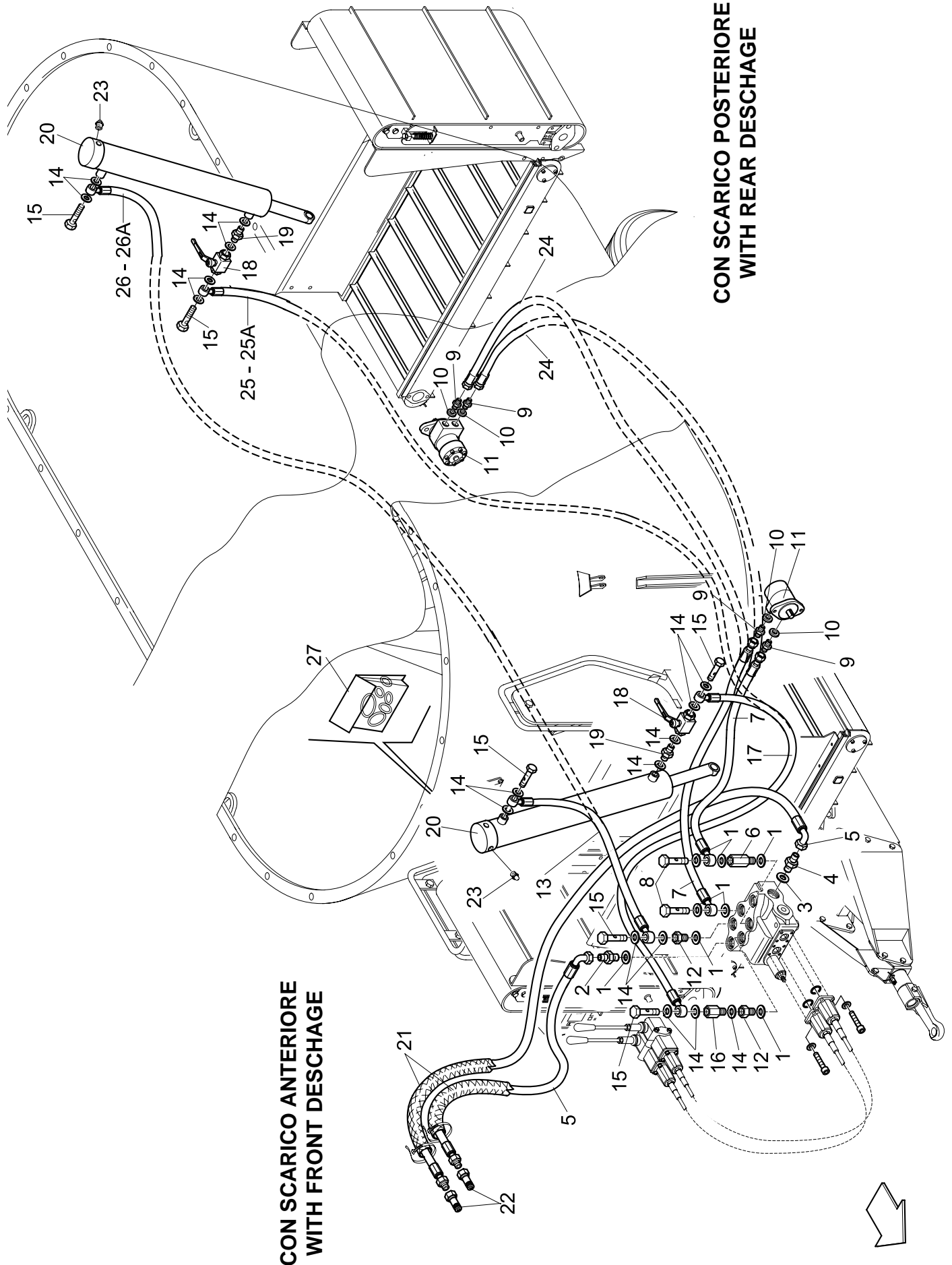
OPTIONAL PER COCLEA "SPRINT"
OPTIONAL FOR "SPRINT" ARCHIMED. SCREW



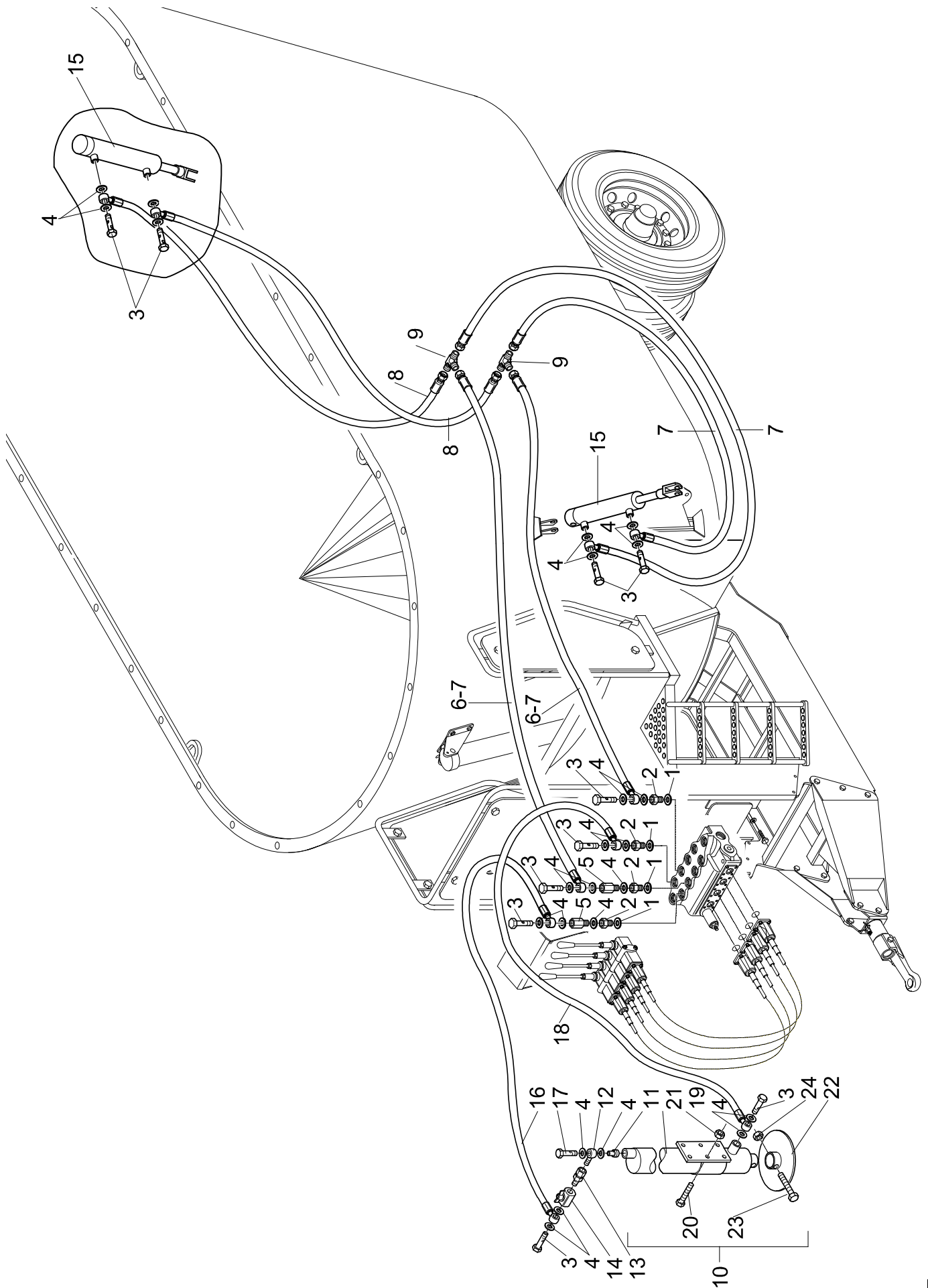
PER 21 - 25 m³
FOR 21 - 25 m³



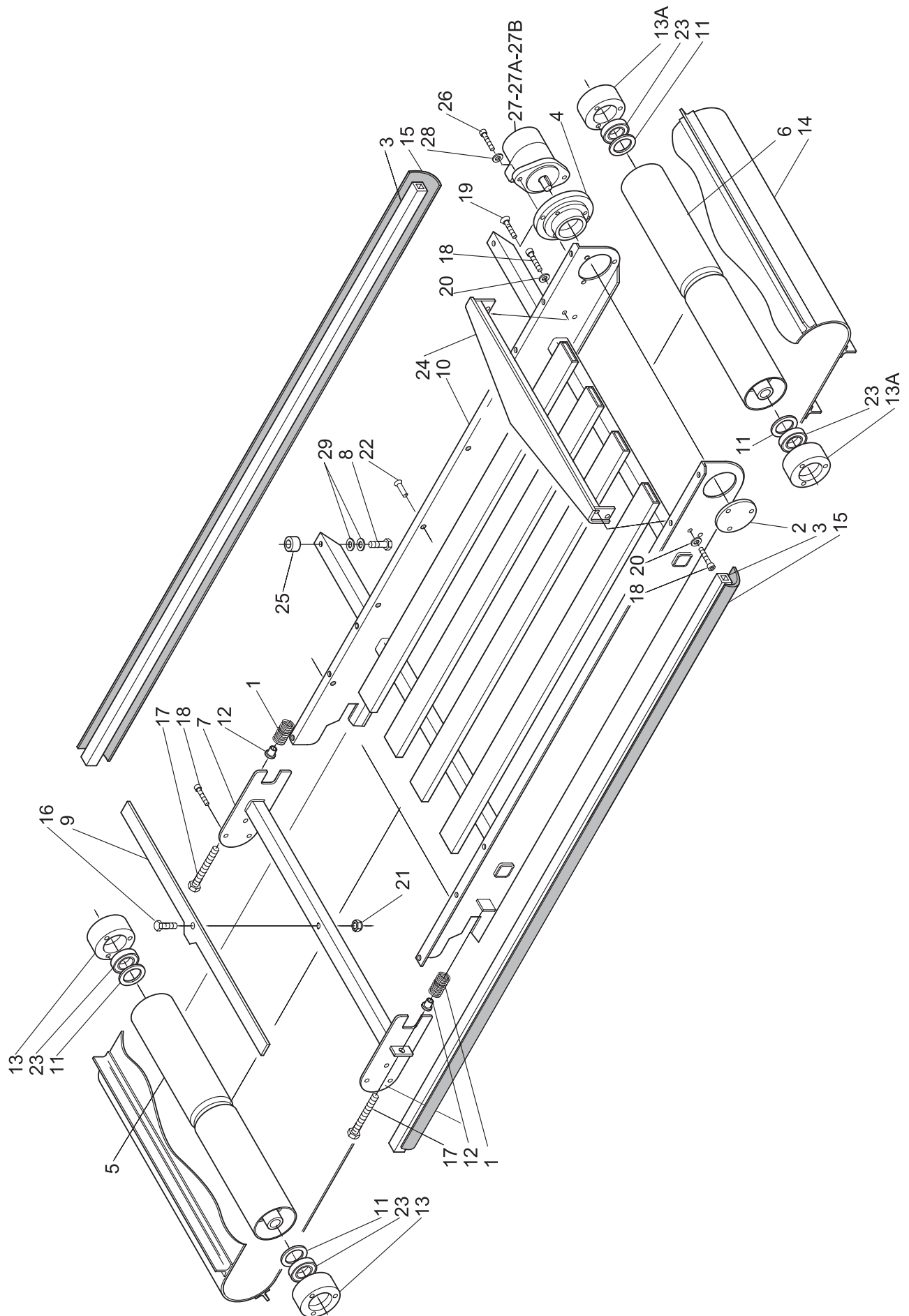
N. Pos.	N. COD.	DESCRIZIONE	DESCRIPTION	BENENNUNG	DESCRIPTION	NOTE NOTES
1	93124016	RONDELLA RAME	WASHER	SCHEIBE	RONDELLE	Ø18X24
2	93102010	NIPPLO RIDUZIONE	REDUCTION	REDUKTION	REDUCTION	1/2"-18X1,5
3	93124018	RONDELLA RAME	WASHER	SCHEIBE	RONDELLE	Ø22X28X1,5
4	93102015	NIPPLO RIDUZIONE	REDUCTION	REDUKTION	REDUCTION	Ø1/2"-22X1,5
5	16612115	TUBO	PIPE	RHOR	TUYAU	Ø1/2" GAS L=2500
6	93110010	COLONNETTA LUNGA	COLUMN	BOLZEN	COLONNE	M/F 18X1,5
7	16601083	TUBO	PIPE	RHOR	TUYAU	Ø3/8" L=3400
8	93100105	VITE FORATA	DRILLED SCREW	LÖCHERSCHRAUBE	VISPERFOREE	M18X1,5
9	93102009	NIPPLO RIDUZIONE	REDUCTION	REDUKTION	REDUCTION	1/2"-3/8" GAS
10	93124003	RONDELLA RAME	WASHER	SCHEIBE	RONDELLE	1/2" GAS
11	67000007	MOTORE	MOTOR	MOTOR	MOTEUR	BG100NC25
12	93105015	RIDUZIONE	REDUCTION	REDUKTION	REDUCTION	M/F 18X1,5-1/4" GAS
13	16600170	TUBO	PIPE	RHOR	TUYAU	Ø1/4" L=1900
14	93124001	RONDELLA RAME	WASHER	SCHEIBE	RONDELLE	Ø1/4" GAS
15	93100001	VITE FORATA	DRILLED SCREW	LÖCHERSCHRAUBE	VISPERFOREE	Ø1/4" GAS
16	93110000	COLONNETTA LUNGA	COLUMN	BOLZEN	COLONNE	M/F 1/4" GAS
17	16600141	TUBO	PIPE	RHOR	TUYAU	Ø1/4" L=1350
18	93138002	RUBINETTO 2 VIE	COCK	ABSPERRHAHN	ROBINET	500 ATM 1/4" GAS
19	93101001	NIPPLO CONGIUNZIONE	UNION	ANSCHLUSS	RACCORD	Ø1/4" GAS
20	61003063	CILINDRO	CYLINDER	ZYLINDER	CYLINDRE	Øe 50x750
21	98400448	MANICHETTA ERREFLAT	SHEATH	SCHLAUCH	GAINE	
22	93106006	INNESTO RAPIDO	UNION	ANSCHLUSS	RACCORD	
23	91600000	INGRASSATORE DIRITTO	GREASE NIPPLE	SCHMIERNIPPEL	GRAISSEUR	M6X1
24	16601107	TUBO	PIPE	RHOR	TUYAU	3/8" L=6900 X SC. POST
25	16600113	TUBO	PIPE	RHOR	TUYAU	1/4" GAS L=8800 X 16-18m ³
25A	16600168	TUBO	PIPE	RHOR	TUYAU	1/4" GAS L=9200 X 21-25m ³
26	16600205	TUBO	PIPE	RHOR	TUYAU	1/4" GAS L=9400 X 16-18m ³
26A	16600165	TUBO	PIPE	RHOR	TUYAU	1/4" GAS L=9800 X 21-25m ³
27	65000569	KIT GUARNIZIONI	SEAL KIT	DICHTUNG KIT	KIT GARNITURE	



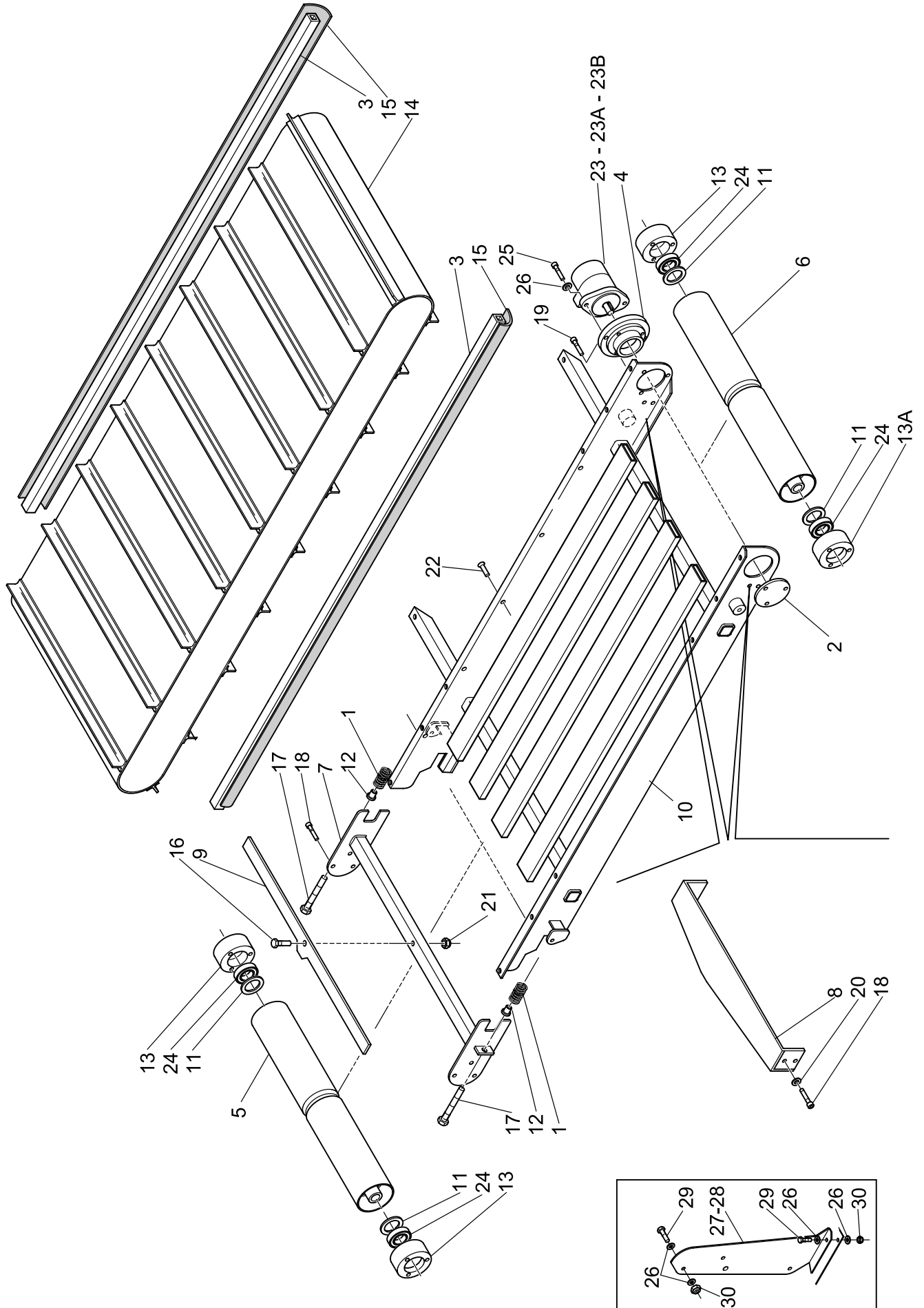
N. Pos.	N. COD.	DESCRIZIONE	DESCRIPTION	BENENNUNG	DESCRIPTION	NOTE NOTES
1	93124016	RONDELLA RAME METRICA	WASHER	SCHEIBE	RONDELLE	18X24
2	93105015	RIDUZIONE	REDUCTION	REDUKTION	REDUCTION	M/F 18X1,5-1/4"
3	93100001	VITE FORATA	DRILLED SCREW	LÖCHERSCHRAUBE	VIS PERFOREE	1/4" GAS
4	93124001	RONDELLA RAME	WASHER	SCHEIBE	RONDELLE	1/4" GAS
5	93110000	COLONNETTA LUNGA	COLUMN	BOLZEN	COLONNE	M/F 1/4"
6	16600085	TUBO	PIPE	RHOR	TUYAU	Ø1/4" L= 3700 - X 16-18 m ³
7	16600218	TUBO	PIPE	RHOR	TUYAU	Ø1/4" L= 3850
8	16600102	TUBO	PIPE	RHOR	TUYAU	Ø1/4" L= 4200
9	93123001	ADATTATORE A "T"	UNION	ANSCHLUSS	RACCORD	M/M/M 1/4" GAS
10	61002616	PIEDINO IDRAULICO COMPLETO	SUPPORT FOOT	STÜTZFUß	PIED D'APPUI	
11	99055001	VALVOLA VB	BREATHER PLUG	ENTLÜFTER	SOUPIRAIL	1/4"
12	93104201	OCCHIO FILETTATO	EYE	ZUGÖSE	OEIL	1/4"
13	93122000	GIUNZIONE ORIENT. DIRITTA	UNION	ANSCHLUSS	RACCORD	M/F 1/4" GAS
14	16840010	RUBINETTO 2 VIE	COCK	ABSPERRHAHN	ROBINET	500B 1/4" GAS
15	61001815	CILINDRO OLEODINAMICO D.E.	CYLINDER	ZYLINDER	CYLINDRE	Ø50x120
16	16600147	TUBO	PIPE	RHOR	TUYAU	Ø1/4" L= 1100
17	16160018	VITE FORATA	DRILLED SCREW	LÖCHERSCHRAUBE	VIS PERFOREE	1/4" GAS Ø1,5 ZN
18	16600047	TUBO	PIPE	RHOR	TUYAU	Ø1/4" L= 1700
19	90808008	DADO AUTOBLOCCANTE	SELF-LOCKING NUT	STOPMUTTER	ECROU DE SURETE	M 14 ALTO
20	90007125	VITE T.E	SCREW	SCHRAUBE	VIS	M14X50
21	61002596	PIEDINO IDRAULICO	SUPPORT FOOT	STÜTZFUß	PIED D'APPUI	Øe 70
22	16121366	APPOGGIO PIEDINO	SUPPORT	LAGER	SUPPORT	
23	90007154	VITE T.E	SCREW	SCHRAUBE	VIS	M16X90 ZN
24	90808009	DADO AUTOBLOCCANTE	SELF-LOCKING NUT	STOPMUTTER	ECROU DE SURETE	



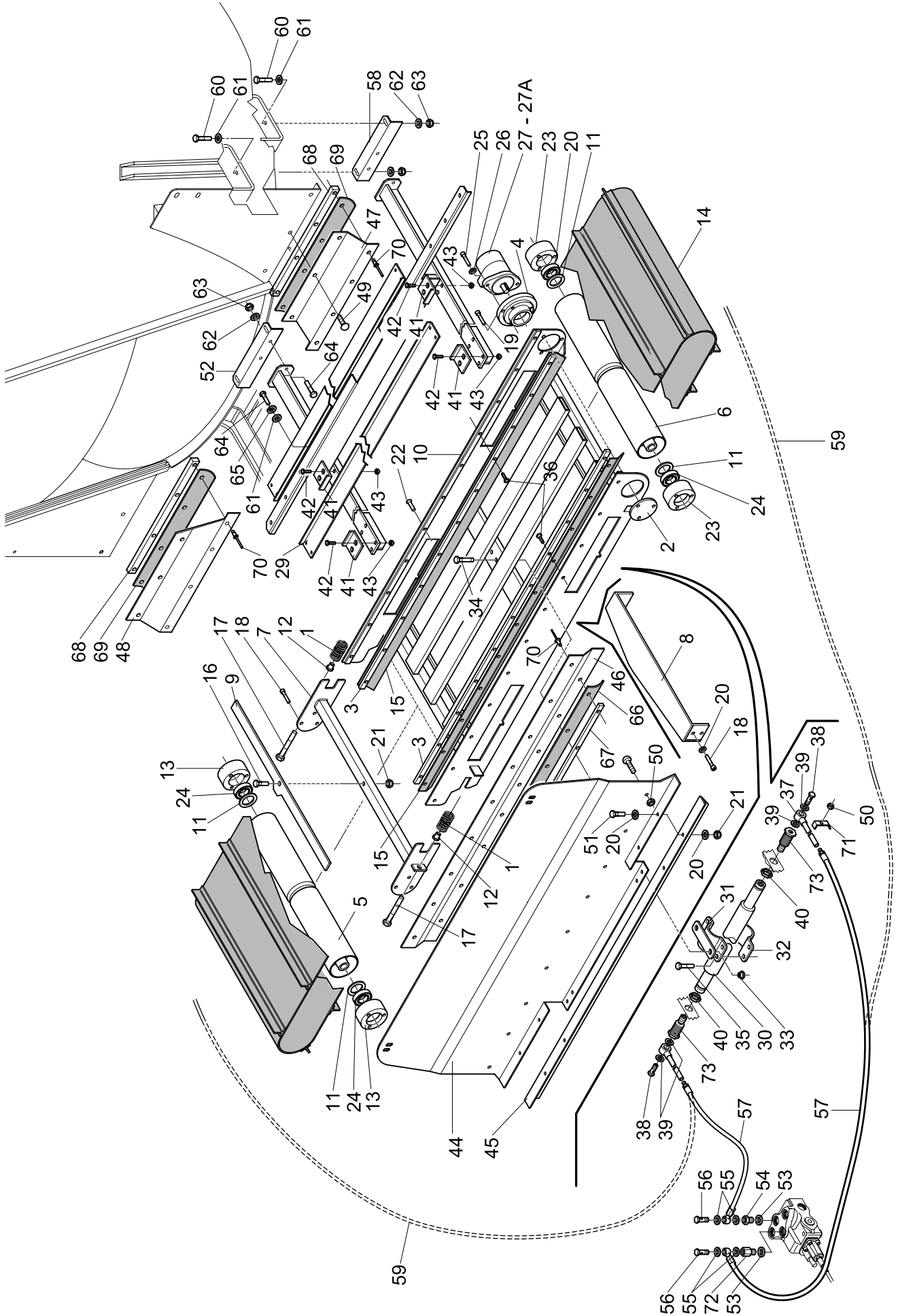
N. Pos.	N. COD.	DESCRIZIONE	DESCRIPTION	BENENNUNG	DESCRIPTION	NOTE NOTES
1	10000281	MOLLA A COMPRESSIONE	SPRING	FEDER	RESSORT	L=50
2	16120643	PIATTELLO DI CHIUSURA	PLATFORM	TELLER	PLATEAU	
3	16140601	TUBO FISS. PROTEZIONE	PIPE	RHOR	TUYAU	
4	16140320	FLANGIA ATTACCO MOTORE	FLANGE	FLANSCH	FLASQUE	
5	16140322	RULLO ANT. TELAIO TAPPETO	FRONT ROLLER	VORNE ROLLE	ROULEAU AVANT	
6	16140472	RULLO POST. VULC. TEL. TAPP.	REAR ROLLER	HINTENROLLE	ROULEAUARRIER	
7	16140339	SUPP. RULLO ANT. TAPP. BIL.	SUPPORT	LAGER	SUPPORT	
8	90100315	VITE T.C.E.I	SCREW	SCHRAUBE	VIS	M14x30 ZN
9	16140364	RASCHIATORE RULLO BIL.	SCRAPER	KRATZER	RACLEUR	G 20
10	16910268	TELAIO TAPPETO	CARPET FRAME	TEPPICH RAHMEN	CHASSIS TAPIS	G 19
11	16340100	RONDELLA PROT. CUSCINETTO	WASHER PROTECTION	SCHEIBE SCHUTZ	PROTECTION RONDELLE	
12	16350017	GUIDA MOLLA	SPRING GUIDE	FÜHRUNGFEDER	GUIDE	
13	16550064	SUPPORTO CUSCINETTO	SUPPORT	LAGER	SUPPORT	
13 A	16550076	SUPPORTO CUSCINETTO PER RULLO VULCANIZZATO	SUPPORT	LAGER	SUPPORT	
14	16700250	NASTRO PVC CINGHIA	BELT	BAND	TAPIS	
15	16700249	PROTEZIONE TAPPETO	PROTECTION	SCHUTZ	PROTECTION	G 19
16	90007058	VITE T.E.	SCREW	SCHRAUBE	VIS	8x40 ZN
17	90007300	VITE T.E.	SCREW	SCHRAUBE	VIS	10x70 ZN
18	90102260	VITE T.C.E.I	SCREW	SCHRAUBE	VIS	8x20 ZN
19	90115538	VITE T.S.P.E.I.	SCREW	SCHRAUBE	VIS	8x20 ZN
20	90716005	RONDELLA PIANA	FLATT WASHER	SCHEIBE	RONDELLE PLATE	Ø 8
21	90808005	DADO AUTOBLOCCANTE	SELF-LOCKING NUT	STOPMUTTER	ECROU DE SURETE	M8 ALTO
22	90905990	RIVETTO ALLUMINIO	RIVET	NIET	RIVET	Ø 4,8x11
23	92003214	CUSCINETTO	BEARING	LAGER	COUSSINET	60082RS1
24	16140348	RASCH. RULLO POST. TAPPETO	SCRAPER	KRATZER	RACLEUR	
25	16121548	RONDELLA	WASHER	SCHEIBE	RONDELLE	60X15
26	90102282	VITE T.C.E.I	SCREW	SCHRAUBE	VIS	M10x30 ZN
27	67000007	MOTORE	MOTOR	MOTOR	MOTEUR	BG 100 NC 25
27A	67000008	MOTORE	MOTOR	MOTOR	MOTEUR	BG 80 NC 25
27B	67000027	MOTORE	MOTOR	MOTOR	MOTEUR	BG 160 NC 25
28	90716006	RONDELLA PIANA	FLATT WASHER	SCHEIBE	RONDELLE PLATE	Ø 10
29	90716008	RONDELLA PIANA	FLATT WASHER	SCHEIBE	RONDELLE PLATE	Ø 14



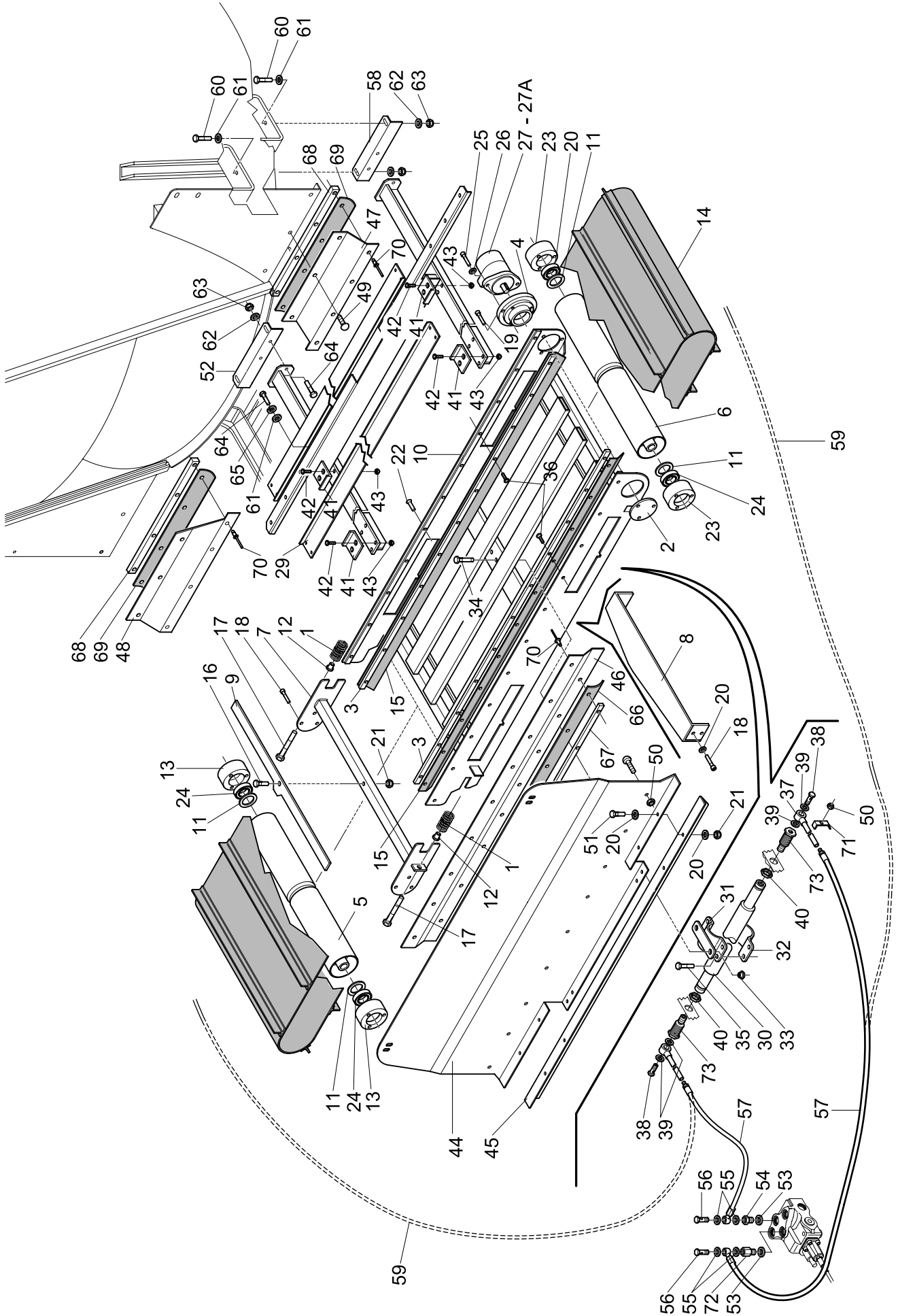
N. Pos.	N. COD.	DESCRIZIONE	DESCRIPTION	BENENNUNG	DESCRIPTION	NOTE NOTES
1	10000281	MOLLA A COMPRESSIONE	SPRING	FRDER	RESSORT	
2	16120643	PIATTELLO DI CHIUSURA	CUP	TELLER	COUPELLE	
3	16121005	TUBO FISS. PROTEZIONE	PIPE	ROHR	TUYAU	
4	16140320	FLANGIA ATTACCO MOTORE	FLANGE	FLANSCH	FLASQUE	
5	16140322	RULLO ANT. TELAIO TAPP.	FRONT ROLLER	VORNE ROLLE	ROULEAU AVANT	
6	16140472	RULLO POST. TELAIO TAPP. VULCAN.	REAR ROLLER	HINTENROLLE	ROULEAU ARRIER	
7	16140339	SUPP. RULLO ANT. TAPP.	FRONTROLLER SUPPORT	VORNE ROLLERHALTER	SUPPORT ROULEAU AVANT	
8	16910228	RASCHIAT. RULLO POST. TAPP.	SCRAPER	KRATZER	RACLEUR	
9	16140364	RASCHIATORE RULLO	SCRAPER	KRATZER	RACLEUR	
10	16910530	TELAIO TAPPETO	CARPET FRAME	TEPPICH RAHMEN	CHASSIS TAPIS	
11	16340100	RONDELLA PROTEZIONE	WASHER PROTECTION	SCHEIBE SCHUTZ	PROTECTION RONDELLE	
12	16350017	GUIDA MOLLA	SPRING GUIDE	FÜHRUNGFEDER	GUIDE RESSORT	
13	16550064	SUPPORTO CUSCINETTO	BEARING SUPPORT	LAGERHALTERUNG	SUPPORT ROULEMENT	
13A	16550076	SUPPORTO CUSCINETTO PER RULLO VULCANIZZATO	BEARING SUPPORT	LAGERHALTERUNG	SUPPORT ROULEMENT	
14	16700159	NASTRO PVC CINGHIA	BELT	BAND	TAPIS	
15	16700160	PROTEZIONE TAPPETO	CARPET PROTECTION	TEPPICH SCHUTZ	PROTECTION TAPIS	
16	90007058	VITE T.E	SCREW	SCHRAUBE	VIS	M8X40 ZN
17	90007300	VITE T.E	SCREW	SCHRAUBE	VIS	M10X70 ZN
18	90102260	VITE T.C.E.I	SCREW	SCHRAUBE	VIS	M8X20 ZN
19	90115538	VITE T.S.P.E.I	SCREW	SCHRAUBE	VIS	M8X20 ZN
20	90716005	RONDELLA PIANA	WASHER	SCHEIBE	RONDELLE	Ø8
21	90808005	DADO AUTOBLOCCANTE	SELF-LOCKING NUT	STOPMUTTER	ECROU DE SURETE	M8
22	90905990	RIVETTO ALLUMINIO	RIVET	NIET	RIVET	Ø4,8X11
23	67000007	MOTORE	ENGINE	MOTOR	MOTEUR	BG 100
23A	67000008	MOTORE	ENGINE	MOTOR	MOTEUR	BG 80
23B	67000027	MOTORE	ENGINE	MOTOR	MOTEUR	BG 160
24	92003214	CUSCINETTO	BEARING	LAGER	COUSSINET	6008 2RS
25	90102282	VITE T.C.E.I	SCREW	SCHRAUBE	VIS	M10X30 ZN
26	90716006	RONDELLA PIANA	WASHER	SCHEIBE	RONDELLE	Ø10 ZN
27	16100905	PROLUNGA DX SOST. TRAMOGG.	EXTENSION	VERLÄNGERUNG	EXTENSION	G22
28	16100906	PROLUNGA SX SOST. TRAMOGG.	EXTENSION	VERLÄNGERUNG	EXTENSION	G22
29	90007076	VITE T.E	SCREW	SCHRAUBE	VIS	M 10X25 ZN
30	90808006	DADO AUTOBLOCCANTE	SELF-LOCKING NUT	STOPMUTTER	ECROU DE SURETE	M 10 ZN



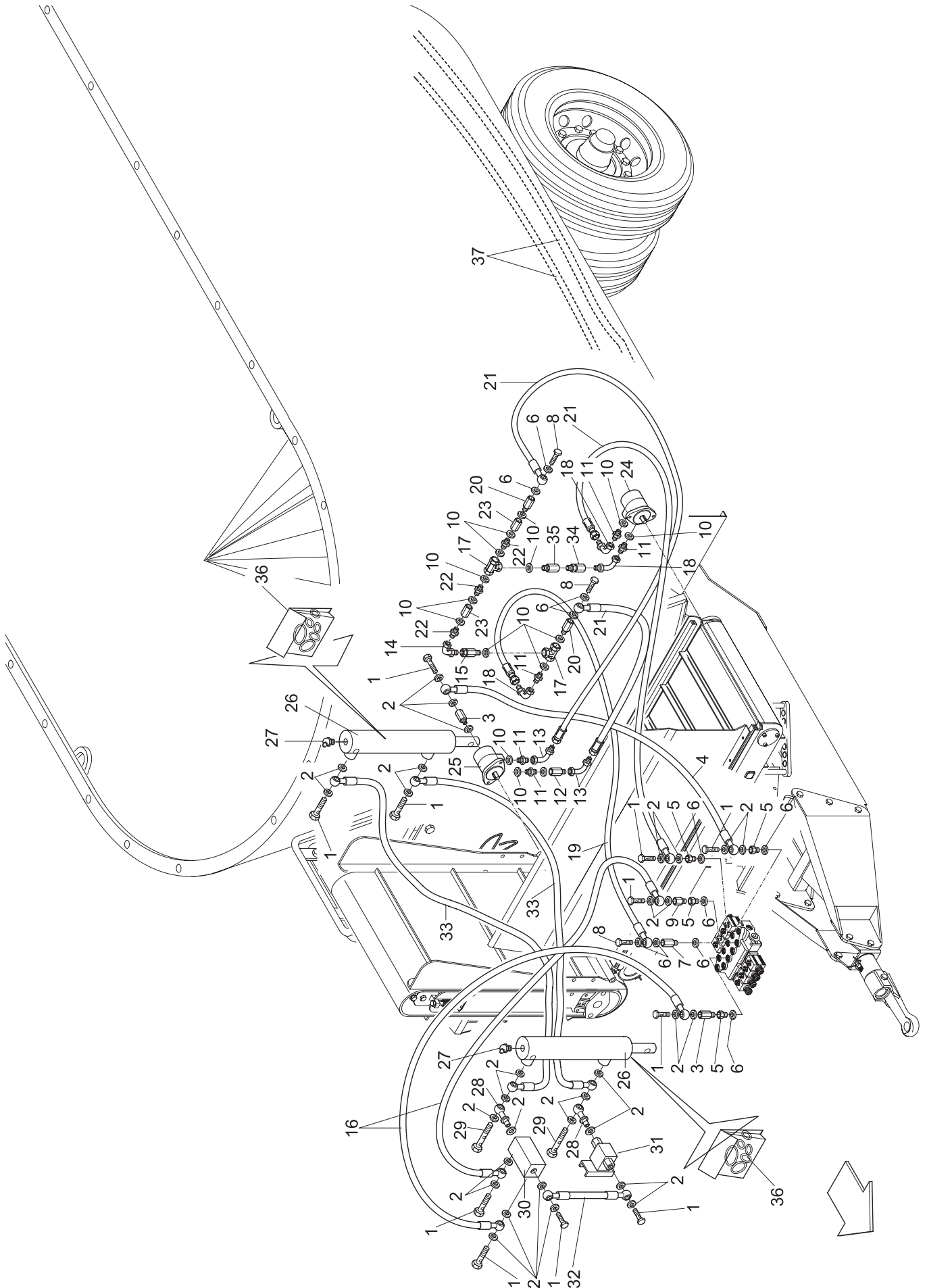
N. Pos.	N. COD.	DESCRIZIONE	DESCRIPTION	BENENNUNG	DESCRIPTION	NOTE NOTES
1	10000281	MOLLA A COMPRESSIONE	SPRING	FRDER	RESSORT	
2	16120643	PIATTELLO DI CHIUSURA	CUP	TELLER	COUPELLE	
3	16140609	PIATTO FISS. PROTEZIONE	PLATE	PLATTE	PLAQUE	L= 2300
4	16140320	FLANGIAATTACCO MOTORE	FLANGE	FLANSCH	FLASQUE	
5	16140322	RULLO ANT. TELAIO TAPP.	FRONT ROLLER	VORNE ROLLE	ROULEAU AVANT	
6	16140472	RULLO POST. TELAIO TAPP. VULCAN.	REAR ROLLER	HINTENROLLE	ROULEAUARRIER	
7	16140339	SUPP. RULLO ANT. TAPP.	FRONTROLLER SUPPORT	VORNE ROLLERHALTER	SUPPORT ROULEAU AVANT	
8	16910228	RASCHIAT. RULLO POST. TAPP.	SCRAPER	KRATZER	RACLEUR	
9	16140364	RASCHIATORE RULLO	SCRAPER	KRATZER	RACLEUR	
10	16910313	TELAIO TAPPETO	CARPET FRAME	TEPPICH RAHMEN	CHASSISTAPIS	
11	16340100	RONDELLA PROTEZIONE	WASHER PROTECTION	SCHEIBE SCHUTZ	PROTECTION RONDELLE	
12	16350017	GUIDA MOLLA	SPRING GUIDE	FÜHRUNGFEDER	GUIDE RESSORT	
13	16550064	SUPPORTO CUSCINETTO	BEARING SUPPORT	LAGERHALTERUNG	SUPPORT ROULEMENT	
14	16700159	NASTRO PVC CINGHIA	BELT	BAND	TAPIS	
15	16700252	PROTEZIONE TAPPETO	CARPET PROTECTION	TEPPICH SCHUTZ	PROTECTION TAPIS	L= 2300
16	90007058	VITE T.E	SCREW	SCHRAUBE	VIS	M8X40 ZN
17	90007300	VITE T.E	SCREW	SCHRAUBE	VIS	M10X70 ZN
18	90102260	VITE T.C.E.I	SCREW	SCHRAUBE	VIS	M8X20 ZN
19	90115538	VITE T.S.P.E.I	SCREW	SCHRAUBE	VIS	M8X20 ZN
20	90716005	RONDELLA PIANA	WASHER	SCHEIBE	RONDELLE	Ø8
21	90808005	DADO AUTOBLOCCANTE	SELF-LOCKING NUT	STOPMUTTER	ECROU DE SURETE	M8
22	90905990	RIVETTO ALLUMINIO	RIVET	NIET	RIVET	Ø4,8X11
23	16550076	SUPPORTO CUSCINETTO	BEARING SUPPORT	LAGERHALTERUNG	SUPPORT ROULEMENT	
24	92003214	CUSCINETTO	BEARING	LAGER	COUSSINET	6008 2RS
25	90102282	VITE T.C.E.I	SCREW	SCHRAUBE	VIS	M10X30 ZN
26	90716006	RONDELLA PIANA	WASHER	SCHEIBE	RONDELLE	Ø10 ZN
27	99066101	MOTORE	ENGINE	MOTOR	MOTEUR	BG 100
27A	99066102	MOTORE	ENGINE	MOTOR	MOTEUR	BG 80
28	16910584	TELAIO SOSTEGNO TRAMOGGIA	FRAME	RAHMEN	CHASSIS	
29	16140546	SLITTA PER TELAIO TAPPETO	SUPPORT	LAGER	SUPPORT	
30	61002707	CILINDRO	CYLINDER	ZYLINDER	CYLINDREDE	Ø32X480
31	16910315	STAFFA PER CILINDRO	BRACKET	BÜGEL	BRIDE	
32	16910314	CAVALLOTTO PER STAFFA	U-BOLT	BUGELBOLZEN	CAVALIER	
33	16121385	DADO SPECIALE	NUT	MUTTER	ECROU	M10
34	90007076	VITE T.E	SCREW	SCHRAUBE	VIS	M10X25 ZN
35	90007077	VITE T.E	SCREW	SCHRAUBE	VIS	M10X30 ZN
36	90116019	VITE T.S.P.E.I	SCREW	SCHRAUBE	VIS	M6X14 INOX
37	16160444	TERMINALE PER CILINDRO	UNION	ANSCHLUSS	RACCORD	L= 450
38	93100102	VITE FORATA	DRILLED SCREW	LÖCHERSCHRAUBE	VIS PERFORE	M12X1,5 METRICA
39	93124013	RONDELLA RAME	WASHER	SCHEIBE	RONDELLE	Ø12X18 METRICA
40	90802511	DADO	NUT	MUTTER	ECROU	M20 BASSO
41	16700222	PATTINO NYLON	SLIPPER	GLEITBACKE	PATIN	
42	90115555	VITE T.S.P.E.I	SCREW	SCHRAUBE	VIS	M10X30 ZN
43	90808006	DADO AUTOBLOCCANTE	SELF-LOCKING NUT	STOPMUTTER	ECROU DE SURETE	M10 ZN
44	16910308	LAMIERA DI CONTENIMENTO	PLATE	BLECH	TOLE	
45	16121476	ANGOLARE RINFORZO LAMIERA	SUPPORT	HALTER	SUPPORT	
46	16910316	LAMIERA CONVOGLIATRICE LUNGA	PLATE	BLECH	TOLE	
47	16910566	LAMIERA CONV. SX CORTA	PLATE	BLECH	TOLE	
48	16910567	LAMIERA CONV. DX CORTA	PLATE	BLECH	TOLE	
49	90910036	BULLONE	BOLT	BOLZEN	BOULON	TTDE M6X20 ZN
50	90808003	DADO AUTOBLOCCANTE	SELF-LOCKING NUT	STOPMUTTER	ECROU DE SURETE	M6 ZN
51	90007053	VITE T.E	SCREW	SCHRAUBE	VIS	M8X20 ZN
52	16140810	ANGOLARE DX PER TELAIO SOSTEGNO TRAMOGGIA	SUPPORT	LAGER	SUPPORT	
53	93124016	RONDELLA RAME	WASHER	SCHEIBE	RONDELLE	Ø18X24
54	93105015	RIDUZIONE	REDUCTION	REDUKTION	REDUCTION	M/F 18X1,5 - 1/4" GAS
55	93124001	RONDELLA RAME	WASHER	SCHEIBE	RONDELLE	1/4" GAS
56	16160018	VITE FORATA	DRILLED SCREW	LÖCHERSCHRAUBE	VIS PERFORE	1/4" GAS FORO 1,5
57	16600210	TUBO	PIPE	ROHR	TUYAU	1/4" GAS L= 2300
58	16140811	ANGOLARE SX PER TELAIO SOSTEGNO TRAMOGGIA	SUPPORT	LAGER	SUPPORT	
59	16600209	TUBO (PER SCARICO POST.)	PIPE	ROHR	TUYAU	1/4" GAS L= 6350
60	90007124	VITE T.E	SCREW	SCHRAUBE	VIS	M14X45 ZN
61	90717023	RONDELLA PIANA	WASHER	SCHEIBE	RONDELLE	Ø14X42X3 ZN
62	90716008	RONDELLA PIANA	WASHER	SCHEIBE	RONDELLE	Ø14 ZN
63	90808008	DADO AUTOBLOCCANTE	SELF-LOCKING NUT	STOPMUTTER	ECROU DE SURETE	M14 ZN
64	90007123	VITE T.E	SCREW	SCHRAUBE	VIS	M14X40 ZN
65	90721011	RONDELLA GROWER	WASHER	SCHEIBE	RONDELLE	Ø14 ZN
66	16700324	PROTEZIONE TAPPETO	CARPET PROTECTION	TEPPICH SCHUTZ	PROTECTION TAPIS	L= 2200



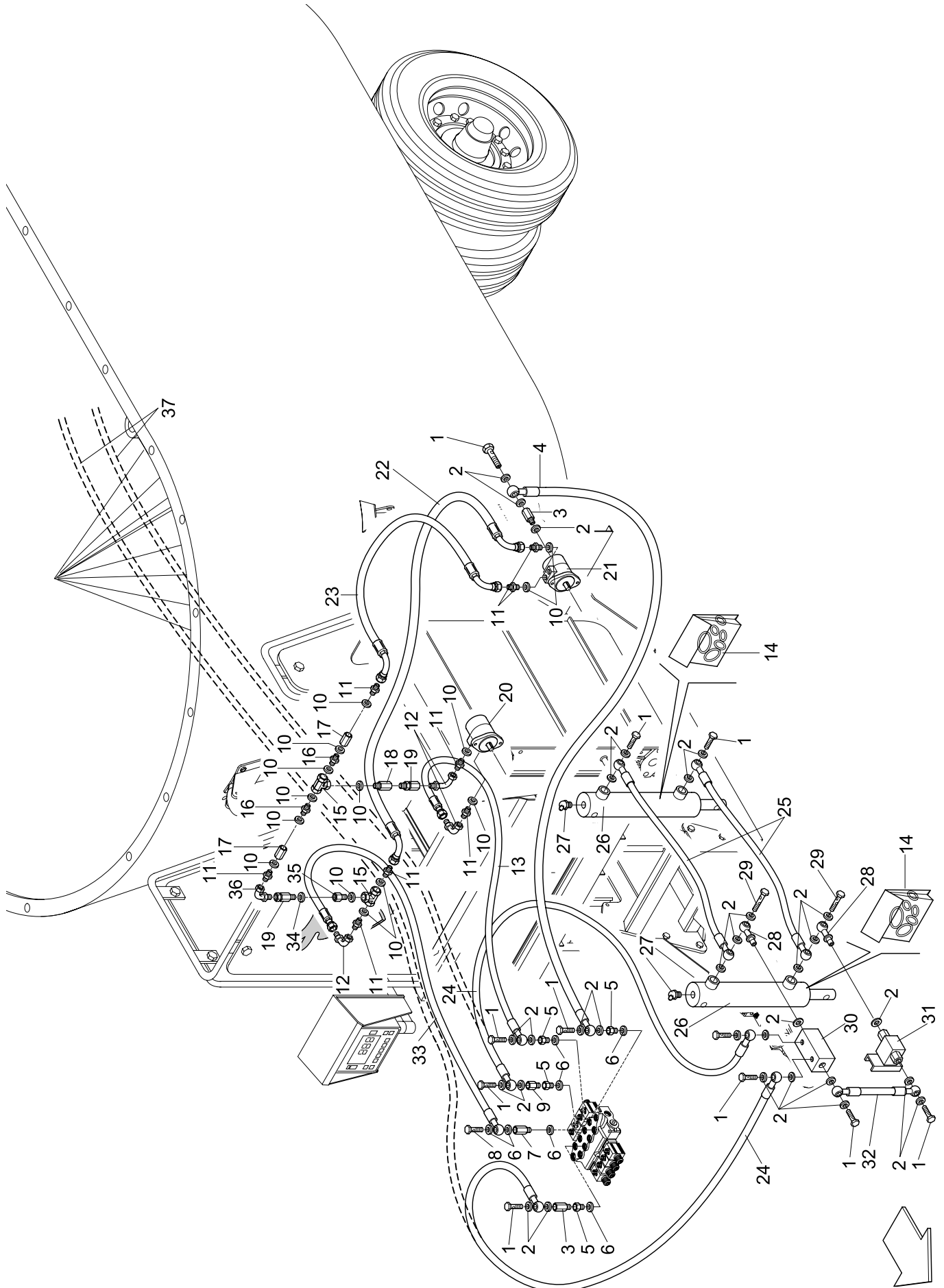
N. Pos.	N. COD.	DESCRIZIONE	DESCRIPTION	BENENNUNG	DESCRIPTION	NOTE NOTES
67	16122057	LAMA FISSAGGIO PROT.TAPPETO	BLADE	SCHNEIDE	LAME	L= 2200
68	16122058	LAMA FISSAGGIO PROT.TAPPETO	BLADE	SCHNEIDE	LAME	L= 720
69	16700325	PROTEZIONE PER TAPPETO	PROTECTION	SCHUTZ	PROTECTION	L= 720
70	90905801	RIVETTO ALLUMINIO	RIVET	NIET	RIVET	Ø4,8X10
71	10000070	FASCETTA STRINGITUBO	COLLAR	SHELLE	COLLIER	
72	93109000	COLONNETTA CORTA	COLUMN	BOLZEN	COLONNE	M/F 1/4" GAS
73	16160445	COLONNETTA	COLUMN	BOLZEN	COLONNE	M/F M 12x1,5



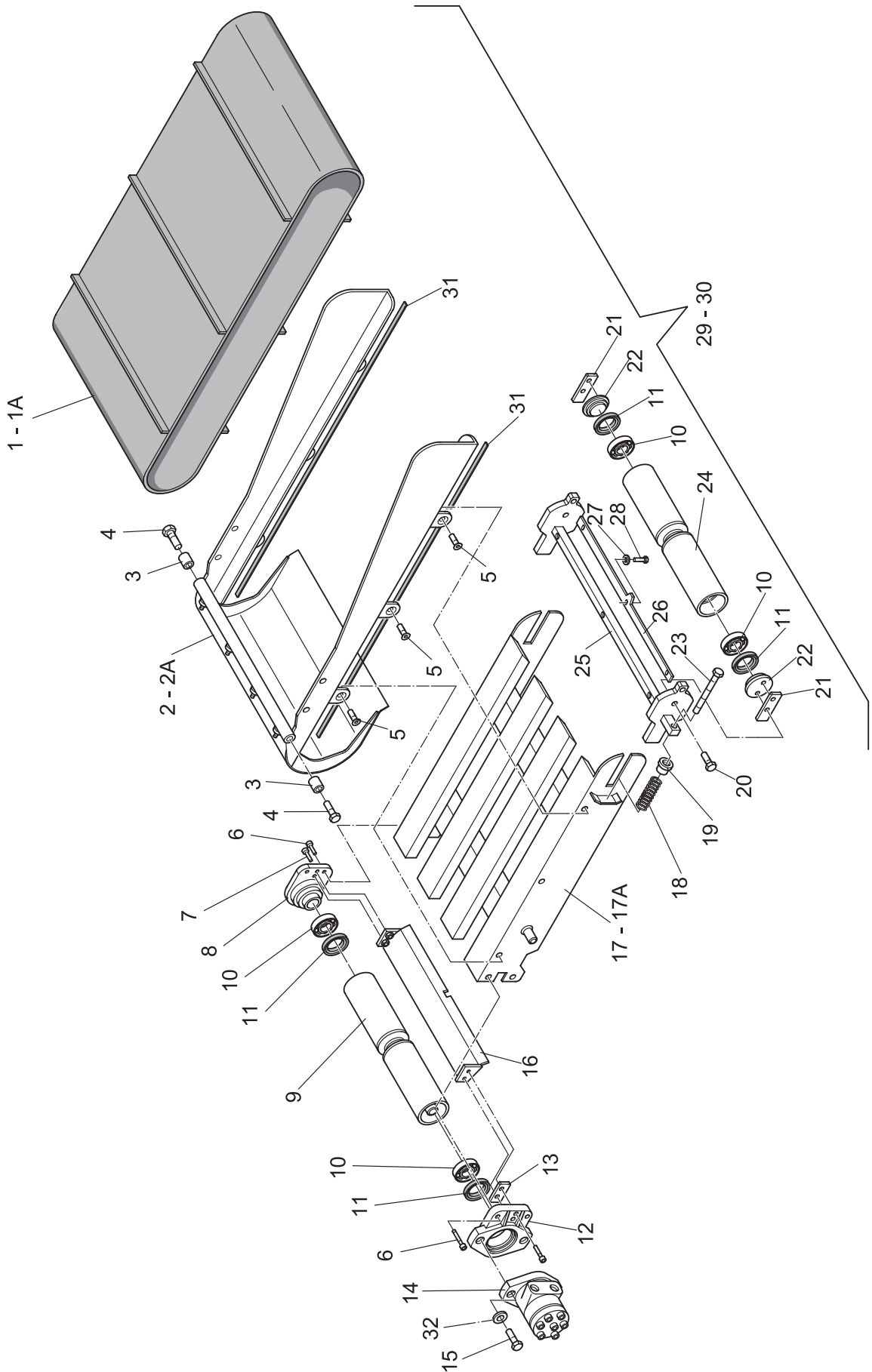
N. Pos.	N. COD.	DESCRIZIONE	DESCRIPTION	BENENNUNG	DESCRIPTION	NOTE NOTES
1	93100001	VITE FORATA	DRILLED SCREW	LÖCHERSCHRAUBE	VIS PERFOREE	1/4" GAS
2	93124001	RONDELLA RAME	WASHER	SCHEIBE	RONDELLE	1/4" GAS
3	93110000	COLONNETTA LUNGA	COLUMN	BOLZEN	COLONNE	M/F 1/4" GAS
4	16600130	TUBO	PIPE	RHOR	TUYAU	Ø 1/4" L=3600
5	93105015	RIDUZIONE	REDUCTION	REDUKTION	REDUCTION	M/F 18X1,5 - 1/4" GAS
6	93124016	RONDELLA RAME	WASHER	SCHEIBE	RONDELLE	Ø 18X24
7	93110010	COLONNETTA LUNGA	COLUMN	BOLZEN	COLONNE	M/F 18X1,5
8	93100105	VITE FORATA METRICA	DRILLED SCREW	LÖCHERSCHRAUBE	VIS PERFOREE	M18X1,5
9	93109000	COLONNETTA CORTA	COLUMN	BOLZEN	COLONNE	M/F 1/4" GAS
10	93124003	RONDELLA RAME	WASHER	SCHEIBE	RONDELLE	1/2" GAS
11	93102009	NIPPLO RIDUZIONE	REDUCTION	REDUKTION	REDUCTION	1/2" - 3/8" GAS
12	93109001	COLONNETTA CORTA	COLUMN	BOLZEN	COLONNE	M/F 3/8"
13	93120001	GIUNZIONE ORIENTABILE	UNION	ANSCHLUSS	RACCORD	90° M/F 3/8" G1/2" GAS
14	93120002	GIUNZIONE ORIENTABILE	UNION	ANSCHLUSS	RACCORD	90° M/F 1/2" GAS
15	93122002	GIUNZIONE ORIENT. DRIITA	UNION	ANSCHLUSS	RACCORD	M/F 1/2" GAS
16	16600170	TUBO	PIPE	RHOR	TUYAU	Ø 1/4" L=1900
17	93128002	RACCORDO A "T"	UNION	ANSCHLUSS	RACCORD	F/F/F - 1/2" GAS
18	9312001	GIUNZIONE ORIENTABILE	UNION	ANSCHLUSS	RACCORD	90° M/F 3/8" GAS
19	16611035	TUBO	PIPE	RHOR	TUYAU	Ø 3/8" L=2700
20	93108010	COLONNETTA RIDUZIONE	COLUMN	BOLZEN	COLONNE	1/2" - 18x1,5
21	16601083	TUBO	PIPE	RHOR	TUYAU	Ø 3/8" L=3400
22	93101003	NIPPLO CONGIUNZIONE	UNION	ANSCHLUSS	RACCORD	1/2" GAS
23	93139010	VALVOLA UNIDIREZIONALE	BREATHING PLUG	ENTLÜFTER	SOUPIRAIL	1/2" GAS
24	67000007	MOTORE	MOTOR	MOTOR	MOTEUR	BG 100 NC 25
25	67000008	MOTORE	MOTOR	MOTOR	MOTEUR	BG 800 NC 25
26	61001218	CILINDRO OLEODINAMICO	CYLINDER	ZYLINDER	CYLINDRE	Ø 40X200
27	91601000	INGRASSATORE 45°	GREASE NIPPLE	SCHMIERNIPPEI	GRAISSEUR	M6X1
28	93104000	OCCHIO FILETTATO	EYE	ZUGÖSE	OEIL	1/4" GAS
29	93126000	VITE FORATA DOPPIA	DRILLED SCREW	LÖCHERSCHRAUBE	VIS PERFOREE	1/4" GAS
30	93159101	VALVOLA DI BLOCCO PILOTATA	BREATHING PLUG	ENTLÜFTER	SOUPIRAIL	1/4" GAS
31	16840010	RUBINETTO 2 VIE	COCK	ABSPERRHAHN	ROBINET	500B. 1/4" GAS
32	16600273	TUBO	PIPE	RHOR	TUYAU	Ø 1/4" L=260
33	16600043	TUBO	PIPE	RHOR	TUYAU	Ø 1/4" L=2600
34	93122001	GIUNZIONE ORIENT. DIRITTA	UNION	ANSCHLUSS	RACCORD	M/F 3/8" GAS
35	16160442	COLONNETTA RIDUZIONE	COLUMN	BOLZEN	COLONNE	M/F 1/2" - 3/8" GAS
36	65000005	KIT GUARNIZIONI	SEAL KIT	DICHTUNG KIT	KIT GARNITURE	
37	-----	TUBO X SCARICO POST.	PIPE	RHOR	TUYAU	-----3/8" L=-----



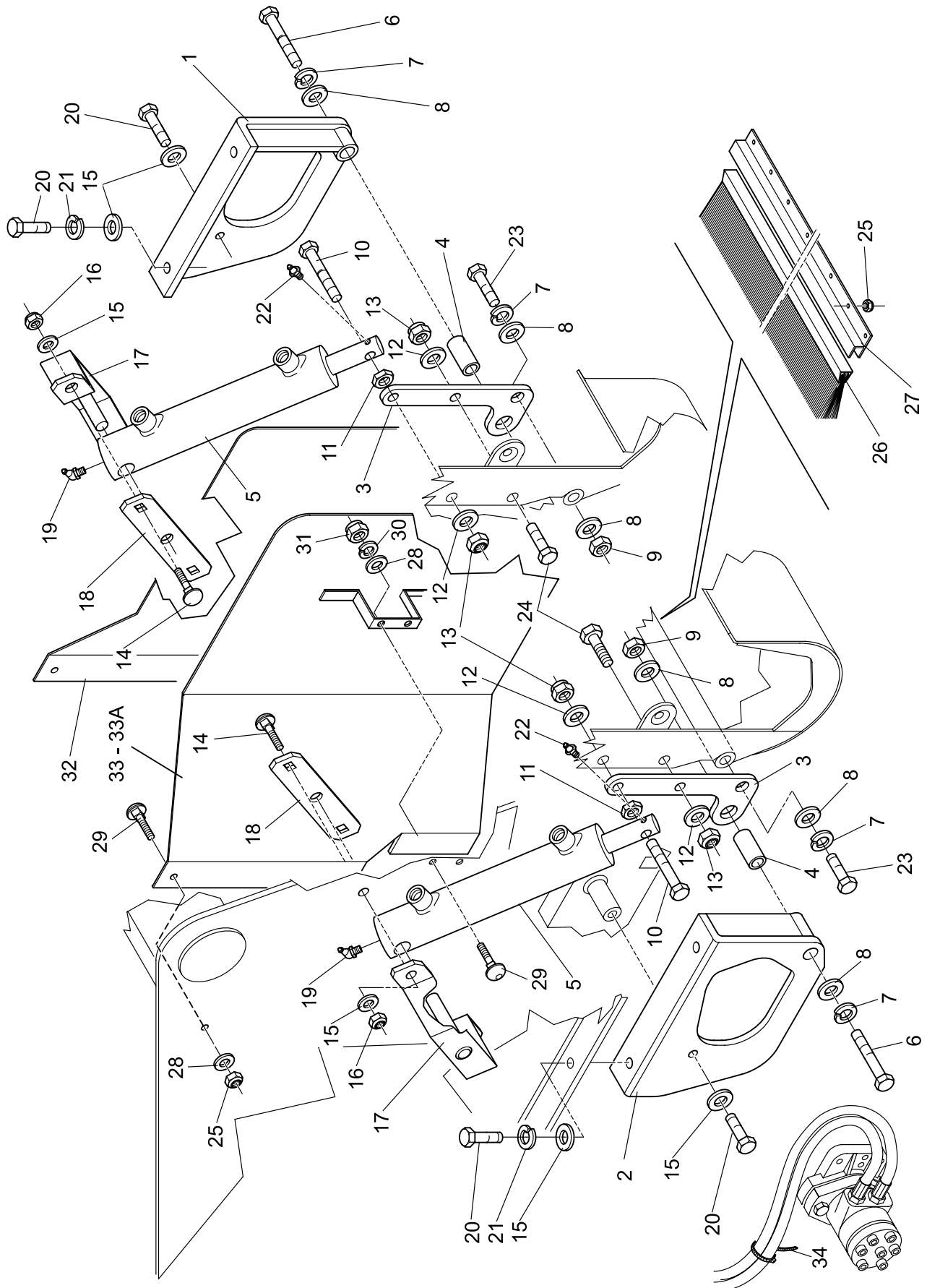
N. Pos.	N. COD.	DESCRIZIONE	DESCRIPTION	BENENNUNG	DESCRIPTION	NOTE NOTES
1	93100001	VITE FORATA	DRILLED SCREW	LÖCHERSCHRAUBE	VIS PERFOREE	1/4" GAS
2	93124001	RONDELLA RAME	WASHER	SCHEIBE	RONDELLE	1/4" GAS
3	93110000	COLONNETTA LUNGA	COLUMN	BOLZEN	COLONNE	M/F 1/4" GAS
4	16600130	TUBO	PIPE	RHOR	TUYAU	Ø 1/4" L=3600
5	93105015	RIDUZIONE	REDUCTION	REDUKTION	REDUCTION	M/F 18X1.5-1/4" GAS
6	93124016	RONDELLA RAME METRICA	WASHER	SCHEIBE	RONDELLE	Ø18X24
7	93110010	COLONNETTA LUNGA	COLUMN	BOLZEN	COLONNE	M/F 18X1,5 L=45
8	93100105	VITE FORATA METRICA	DRILLED SCREW	LÖCHERSCHRAUBE	VIS PERFOREE	M18X1.5
9	93109000	COLONNETTA CORTA	COLUMN	BOLZEN	COLONNE	M/F 1/4" GAS L=25
10	93124003	RONDELLA RAME	WASHER	SCHEIBE	RONDELLE	1/2" GAS
11	93102009	NIPPLO RIDUZIONE	UNION	ANSCHLUSS	RACCORD	1/2" - 3/8" GAS
12	93120001	GIUNZIONE ORIENTABILE	UNION	ANSCHLUSS	RACCORD	90° M/F 3/8" GAS
13	16601083	TUBO	PIPE	RHOR	TUYAU	3/8" L=3400
14	65000005	KIT GUARNIZIONI	SEAL KIT	DICHTUNG KIT	KIT GARNITURE	
15	93128002	RACCORDO A "T"	UNION	ANSCHLUSS	RACCORD	F/F/F 1/2" GAS
16	93101003	NIPPLO CONGIUNZIONE	UNION	ANSCHLUSS	RACCORD	1/2" GAS
17	93139010	VALVOLA UNIDIREZIONALE	BREATHER PLUG	ENTLÜFTER	SOUPIRIL	1/2" GAS
18	16160442	COLONNETTA RIDUZIONE	COLUMN	BOLZEN	COLONNE	M/F 1/2"-3/8" GAS
19	93122001	GIUNZIONE ORIENT. DRIITA	UNION	ANSCHLUSS	RACCORD	M/F 3/8" GAS
20	67000008	MOTORE	MOTOR	MOTOR	MOTEUR	BG 80 NC 25
21	67000007	MOTORE	MOTOR	MOTOR	MOTEUR	BG 100 NC 25
22	16601134	TUBO	PIPE	RHOR	TUYAU	Ø3/8" L=900
23	16601133	TUBO	PIPE	RHOR	TUYAU	Ø3/8" L=500
24	16600170	TUBO	PIPE	RHOR	TUYAU	Ø3/8" L=1900
25	16600043	TUBO	PIPE	RHOR	TUYAU	Ø1/4" L=2600
26	61001218	CILINDRO OLEODINAMICO	CYLINDER	ZYLINDER	CYLINDRE	Ø40X200
27	91601000	INGRASSATORE 45°	GREASE NIPPLE	SCHMIERNIPPEI	GRAISSEUR	M6X1
28	93104000	OCCHIO FILETTATO	EYE	ZUGÖSE	OEIL	1/4" GAS
29	93126000	VITE FORATA DOPPIA	DRILLED SCREW	LÖCHERSCHRAUBE	VIS PERFOREE	1/4" GAS
30	93159101	VALVOLA DI BLOCCO PILOT.	BREATHER PLUG	ENTLÜFTER	SOUPIRIL	1/4" GAS
31	16840010	RUBINETTO 2 VIE	COCK	ABSPERRHAHN	ROBINET	500 B 1/4" GAS
32	16600273	TUBO	PIPE	RHOR	TUYAU	Ø1/4" L=260
33	16611035	TUBO	PIPE	RHOR	TUYAU	Ø3/8" L=2700
34	93124002	RONDELLA RAME	WASHER	SCHEIBE	RONDELLE	Ø3/8" GAS
35	93105004	RIDUZIONE	REDUCTION	REDUKTION	REDUCTION	M/F 1/2"-3/8" GAS
36	93121002	CURVA 90°	CURVE	KURVE	COURBE	3/8" GAS
37	-----	TUBO PER SCARICO POST.	PIPE	RHOR	TUYAU	3/8" L= _____



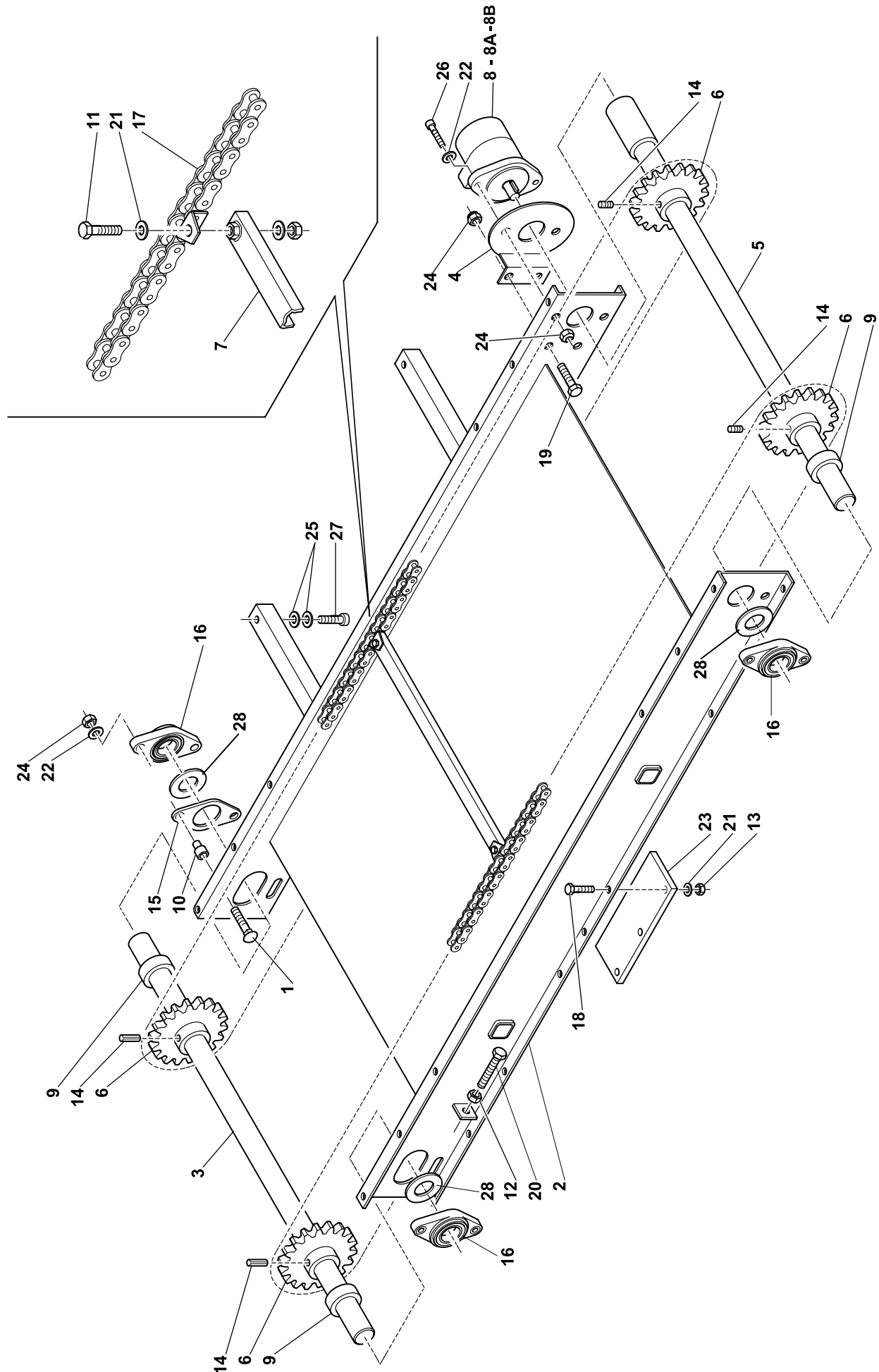
N. Pos.	N. COD.	DESCRIZIONE	DESCRIPTION	BENENNUNG	DESCRIPTION	NOTE NOTES
1	16700177	TAPPETO PVC	PVC CARPET	PVC ITEPPICH	TAPIS EN PVC	G6,5
1A	16700181	TAPPETO PVC	PVC CARPET	PVC ITEPPICH	TAPIS EN PVC	G9
2	16910104	FIANCATE TELAIO TAPPETO	CARPET FRAME SIDE	TEPPICH RAHMEN WANGE	CÔTÉ CHASSIS TAPIS	G6,5
2A	16910103	FIANCATE TELAIO TAPPETO	CARPET FRAME SIDE	TEPPICH RAHMEN WANGE	CÔTÉ CHASSIS TAPIS	G9
3	16340008	TUBO INTERNO TRAMOGGIA	PIPE	ROHR	TUYAU	
4	90007127	VITE T.E	SCREW	SCHRAUBE	VIS	M 14X60 ZN
5	90115547	VITE T.S.P.E.I.	SCREW	SCHRAUBE	VIS	M 10X25 ZN
6	90102281	VITE T.C.E.I.	SCREW	SCHRAUBE	VIS	M 10X25 ZN
7	90102263	VITE T.C.E.I.	SCREW	SCHRAUBE	VIS	M 8X30 ZN
8	16530025	FLANGIA RULLO POSTERIORE	FLANGE	FLANSCH	FLASQUE	
9	16140403	RULLO TAPPETO LATO POST.	REAR ROLLER	HINTENROLLE	ROULEAU ARRIER	
10	92003254	CUSCINETTO	BEARING	LAGER	COUSSINET	6012
11	91851085	PARAOLIO	OIL SEAL	DICHTRING	BAGUE ETANCHEITE	Ø 75X95X10
12	16530026	FLANGIA ATTACCO MOTORE	FLANGE	FLANSCH	FLASQUE	
13	16140449	DISTANZIALE RULLO POST.	SPACER	DISTANZSTÜCK	ENTRETOISE	
14	99066102	MOTORE	ENGINE	MOTOR	MOTEUR	BG80
15	90102282	VITE T.C.E.I.	SCREW	SCHRAUBE	VIS	M10X30 ZN
16	16140448	RASCHIATORE RULLO POST.	REAR ROLLER	HINTENROLLE	ROULEAU ARRIER	
17	16910069	TELAIO TAPPETO	CARPET FRAME	TEPPICH RAHMEN	CHASSIS TAPIS	G6,5
17A	16910071	TELAIO TAPPETO	CARPET FRAME	TEPPICH RAHMEN	CHASSIS TAPIS	G9
18	10000281	MOLLA	SPRING	FEDER	RESSORT	
19	16350017	GUIDA MOLLA	SPRING GUIDE	FÜHRUNGSFEDER	GUIDE RESSORT	
20	90007076	VITE T.E	SCREW	SCHRAUBE	VIS	M10X25 ZN
21	16140412	DISTANZIALE RULLO ANT.	SPACER	DISTANZSTÜCK	ENTRETOISE	
22	16140410	FLANGIA RULLO ANTERIORE	FLANGE	FLANSCH	FLASQUE	
23	90007300	VITE T.E	SCREW	SCHRAUBE	VIS	M10X70 ZN
24	16140404	RULLO TAPPETO LATO ANT.	FRONT ROLLER	VORNE ROLLE	ROULEAU ANTÉRIEUR	
25	16140411	SUPPORTO RULLO ANTERIORE	FRONT ROLLER SUPPORT	VORNE ROLLEHALTER	SUPPORT ROULEAU ANT.	
26	16140408	RASCHIATORE ANTERIORE	FRONT SCRAPER	KRATZER	RACLEUR ANTÉRIEUR	
27	90716005	RONDELLA PIANA	WASHER	SCHEIBE	RONDELLE	Ø 8
28	90007051	VITE T.E	SCREW	SCHRAUBE	VIS	M 8X16 ZN
29	61003006G6.5	GR. TAPPETO SENZA MOTORE	CARPET WITHOUT ENGINE	TEPPICH GR.OHNE MOTOR	GR. TAPIS SANS MOTEUR	G6,5
30	61003006G9	GR. TAPPETO SENZA MOTORE	CARPET WITHOUT ENGINE	TEPPICH GR.OHNE MOTOR	GR. TAPIS SANS MOTEUR	G9
31	98400557	PARASPIFFERI ADESIVO BIANCO	AIR PROTECTION	SCHUTZLUFT	PROTECTION AIR	
32	90716006	RONDELLA PIANA	WASHER	SCHEIBE	RONDELLE	Ø 10 ZN



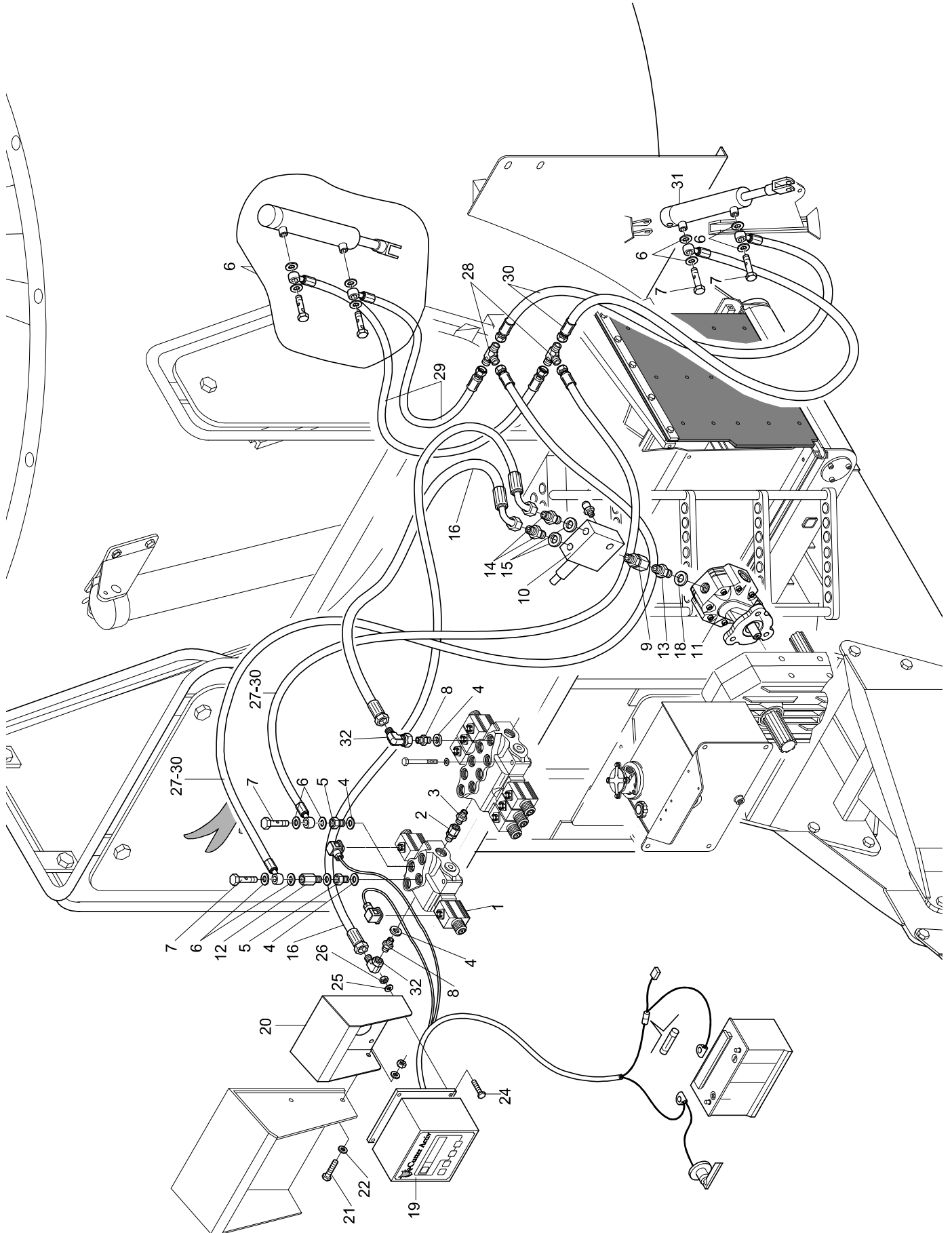
N. Pos.	N. COD.	DESCRIZIONE	DESCRIPTION	BENENNUNG	DESCRIPTION	NOTE NOTES
1	16140454	SUPPORTO DX PRO.TRAM.	SUPPORT	HALTER	SUPPORT	
2	16140455	SUPPORTO SX PRO.TRAM.	SUPPORT	HALTER	SUPPORT	
3	16140453	SUPPORTO PROL. TRAMOGGIA	SUPPORT	HALTER	SUPPORT	
4	16340116	DISTANZIALE PROL. TRAM.	SPACER	DISTANZSTÜCK	ENTRETOISE	
5	61001218	CILINDRO OLEODINAMICO	HYDRAULIC CYLINDER	HYDR. ZILINDER	CYLINDREH YDRAULIQUE	Ø40X200
6	90007130	VITE T.E	SCREW	SCHRAUBE	VIS	M14X75 ZN
7	90721011	RONDELLA GROWER	SPRING WASHER	FEDERSCHEIBE	RONDELLE ELASTIQUE	Ø14 ZN
8	90716008	RONDELLA PIANA	FLATT WASHER	SCHEIBE	RONDELLE PLATE	Ø14 ZN
9	90808008	DADO AUTOBLOCCANTE	SELF-LOCKING NUT	STOPMUTTER	ECROU DE SURETE	M14 ZN
10	90007107	VITE T.E	SCREW	SCHRAUBE	VIS	M12X70 ZN
11	90812507	DADO	NUT	MUTTER	ECROU	M12 ZN
12	90716007	RONDELLA PIANA	FLATT WASHER	SCHEIBE	RONDELLE PLATE	Ø12 ZN
13	90808007	DADO AUTOBLOCCANTE	SELF-LOCKING NUT	STOPMUTTER	ECROU DE SURETE	M12 ZN
14	16121053	VITE T.T.Q.S.T.	SCREW	SCHRAUBE	VIS	M10X28 ZN
15	90716006	RONDELLA PIANA	FLATT WASHER	SCHEIBE	RONDELLE PLATE	Ø10 ZN
16	90808006	DADO AUTOBLOCCANTE	SELF-LOCKING NUT	STOPMUTTER	ECROU DE SURETE	M10 ZN
17	16140452	CAVALLOTTO FISS. CILINDRO	U-BOLT	BUGELBOLZEN	CAVALIER	
18	16140456	PIATTO FISSAGGIO CAVALLOTTO	PLATE	PLATTE	PLAQUE	
19	91601000	INGRASSATORE 45°	STRAIGHT GREASER	GERADE SCHMIERNIPPEL	GRAISSEUR DROIT	M6X1
20	90007077	VITE T.E	SCREW	SCHRAUBE	VIS	M10X30 ZN
21	90721008	RONDELLA GROWER	SPRING WASHER	FEDERSCHEIBE	RONDELLE ELASTIQUE	Ø10
22	91600000	INGRASSATORE DRITTO	STRAIGHT GREASER	GERADE SCHMIERNIPPEL	GRAISSEUR DROIT	M6X1
23	90007123	VITE T.E	SCREW	SCHRAUBE	VIS	M14X40
24	90007099	VITE T.E	SCREW	SCHRAUBE	VIS	M12X30 ZN
25	90808003	DADO AUTOBLOCCANTE	SELF-LOCKING NUT	STOPMUTTER	ECROU DE SURETE	M6 ZN
26	16121156	SPAZZOLA PARA PRODOTTO	BRUSH	BÜRSTE	BROSSE	L= 820
27	16121157	SUPPORTO SPAZZOLA	SUPPORT	HALTER	SUPPORT	L= 820
28	90716003	RONDELLA PIANA	FLATT WASHER	SCHEIBE	RONDELLE PLATE	Ø6 ZN
29	90910036	BULLONE T.T.D.E	SCREW	SCHRAUBE	VIS	M6X20 ZN
30	90721004	RONDELLA GROWER	SPRING WASHER	FEDERSCHEIBE	RONDELLE ELASTIQUE	Ø6 ZN
31	90811507	DADO	NUT	MUTTER	ECROU	M6 ZN
32	16121159	CONVOGLIATORE POSTERIORE	CONVEYOR	LEITBLECH	CONVOYEUR	
33	16121158	CONVOGLIATORE ANT. LATO DX	CONVEYOR	LEITBLECH	CONVOYEUR	
33A	16121160	CONVOGLIATORE ANT. LATO SX	CONVEYOR	LEITBLECH	CONVOYEUR	
34	91002000	FASCETTA NYLON	COLLAR	SHELLE	COLLIER	L= 290



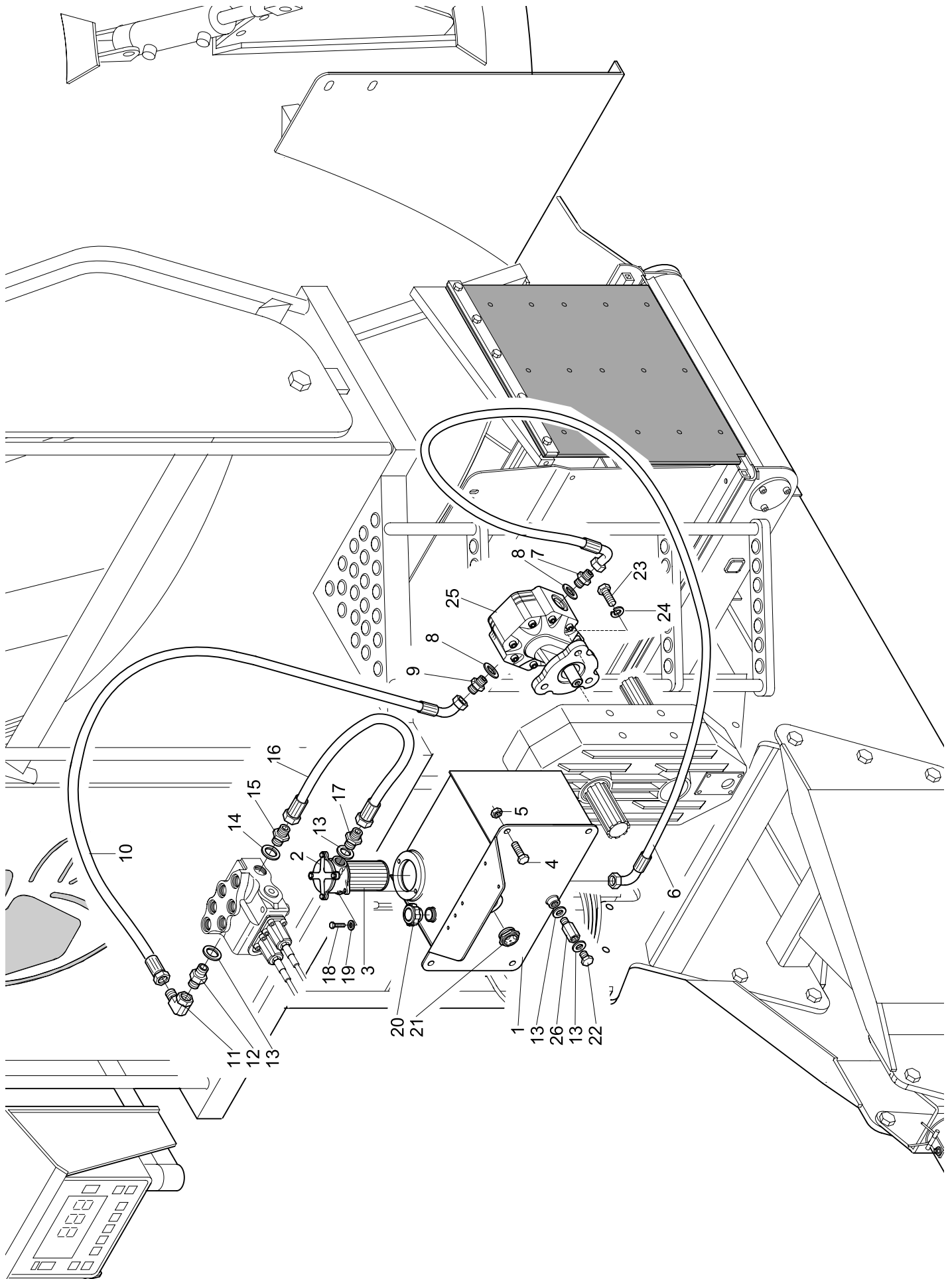
N. Pos.	N. COD.	DESCRIZIONE	DESCRIPTION	BENENNUNG	DESCRIPTION	NOTE NOTES
1	16120252	VITE T.Q.S.T	SCREW	SCHRAUBE	VIS	M 10
2	16140565	TELAIO TRAMOGGIA	HOPPER FRAME	TRICHTERGESTELL	CHASSIS TRÉMIE	
3	16140568	ALBERO CONDOTTO	HUB	WELLE	MOYEU	Ø 25
4	16140569	SUPPORTO MOTORE	SUPPORT	HALTER	SUPPORT	
5	16140570	ASSIEME ALBERO MOTORE	HUB	WELLE	MOYEU	
6	16140571	PIGNONE PER RULLO	PINION	RITZTEL	PIGNON	Z= 8
7	16140572	TRAVERSINO PER CATENE	CROSS-PIECE	QUERTRÄGER FÜR KETTEN	TRAVERSE POUR CHAÎNE	
8	67000007	MOTORE	MOTOR	MOTOR	MOTEUR	BG 100 NC 25
8A	67000008	MOTORE	MOTOR	MOTOR	MOTEUR	BG 80 NC 25
8B	67000027	MOTORE	MOTOR	MOTOR	MOTEUR	BG 160 NC 25
9	16340145	DISTANZIALE	SPACER	DISTANZSTÜCK	ENTRETOISE	Ø 30
10	16340146	BOCCOLA DI CENTRAGGIO	BUSH	BUCHSE	BAGUE	
11	90007053	VITE T.E.	HEX. HEAD SCREW	SCHRAUBE	VIS	M8x20 ZN
12	90800512	DADO	NUT	MUTTER	ECROU	
13	90808005	DADO AUTOBLOCCANTE	SELF-LOCKING NUT	STOPMUTTER	ECROU DE SURETE	M 10
14	91230237	SPINA ELASTICA	SPLIT WASHER	FEDERSPLIT	ÉPINE ELASTIQUE	
15	16121503	SPESSORE PER SUPPORTO	SHIM	DISTANZSTÜCK	ÉPAISSEUR	UCFL 205
16	92605205	SUPPORTO	SUPPORT	HALTER	SUPPORT	205UCFL 205
17	95017001	CATENA	CHAIN	KETTE	CHAÎNE	CA624/R70 L=3955 103P
18	90007056	VITE T.E.	HEX. HEAD SCREW	SCHRAUBE	VIS	M8x30 ZN
19	90007076	VITE T.E.	HEX. HEAD SCREW	SCHRAUBE	VIS	M10x25 ZN
20	90007300	VITE T.E.	HEX. HEAD SCREW	SCHRAUBE	VIS	M10x70 ZN
21	90716005	RONDELLA PIANA	FLAT WASHER	SCHEIBE	RONDELLE PLATE	Ø 8 ZN
22	90716006	RONDELLA PIANA	FLAT WASHER	SCHEIBE	RONDELLE PLATE	Ø 10 ZN
23	16700248	PATTINO PER CATENA	CHAIN PLATE	GLEITSCHUH FÜR KETTE	PATIN POUR CHAÎNE	
24	90808006	DADO AUTOBLOCCANTE	SELF-LOCKING NUT	STOPMUTTER	ECROU DE SURETE	M10 ALTO
25	90716008	RONDELLA PIANA	FLAT WASHER	SCHEIBE	RONDELLE PLATE	Ø 14 SP. 3
26	90102282	VITE T.C.E.I.	SCREW	SCHRAUBE	VIS	M10x30 ZN
27	90100315	VITE T.C.E.I.	SCREW	SCHRAUBE	VIS	M14x30 ZN
28	16700015	RONDELLA DI TENUTA	WASHER	DICHTUNG	RONDELLE	Ø 25/50



N. Pos.	N. COD.	DESCRIZIONE	DESCRIPTION	BENENNUNG	DESCRIPTION	NOTE NOTES
1	99041127	DISTRIBUTORE	DISTRIBUTOR	VERTEILER	DISTRIBUTEUR	SD5/1
2	93122010	GIUNZIONE ORIENTABILE	UNION	ANSCHLUSS	RACCORD	M/F M 18X1,5
3	93101104	NIPPLO CONGIUNZIONE	UNION	ANSCHLUSS	RACCORD	M 18X1,5
4	93124016	RONDELLA RAME	WASHER	SCHEIBE	RONDELLE	Ø 18X24
5	93105015	RIDUZIONE	REDUCTION	REDUKTION	REDUCTION	M/F M 18X1,5-1/4" GAS
6	93124001	RONDELLA RAME	WASHER	SCHEIBE	RONDELLE	1/4" GAS
7	93100001	VITE FORATA	DRILLED SCREW	LÖCHERSCHRAUBE	VIS PERFOREE	1/4" GAS
8	93102010	NIPPOLO RIDUZIONE	REDUCTION	REDUKTION	REDUCTION	1/2" -18X1,5
9	93122002	GIUNZIONE ORIENTABILE	UNION	ANSCHLUSS	RACCORD	M/F 1/2" GAS
10	93160013	VALVOLA DI MASSA PRESS.	BREATHER PLUG	ENTLÜFTER	SOUPIRAIL	VMP 1/2
11	99028026	POMPA	PUMP	PUMPE	POMPE	APL 61BO-43TO
12	93109000	COLONNETTA	COLUMN	BOLZEN	COLONNE	M/F 1/4" L= 25
13	93102018	NIPPOLO RIDUZIONE	REDUCTION	REDUKTION	REDUCTION	1" - 1/2" GAS
14	93101003	NIPPOLO CONGIUNZIONE	UNION	ANSCHLUSS	RACCORD	M/M 1/2" GAS
15	93124003	RONDELLA RAME	WASHER	SCHEIBE	RONDELLE	1/2" GAS
16	16612085	TUBO	PIPE	RHOR	TUYAU	Ø 1/2" L=950
17	93102019	NIPPOLO RIDUZIONE	REDUCTION	REDUKTION	REDUCTION	1"-3/4" GAS
18	93124006	RONDELLA RAME	WASHER	SCHEIBE	RONDELLE	1" GAS
19	99400316	CUTTER ACTIVE CABLAGGIO	CUTTER ACTIVE WIRING	CUTTER ACTIVE VERDRAHTUNG	CUTTER ACTIVE C BLAGE	
20	16121171	PROTEZIONE STRUMENTO CUTTER ACTIVE	PROTECTION	SCHUTZ	PROTECTION	
21	90007031	VITE T.E.	SCREW	SCHRAUBE	VIS	M6X16 ZN
22	90716003	RONDELLA PIANA	WASHER	SCHEIBE	RONDELLE	Ø 6 ZN
23	90808003	DADO AUTOBLOCCANTE	SELF-LOCKING NUT	STOPMUTTER	ECROU DE SURETE	M6
24	90007017	VITE T.E.	SCREW	SCHRAUBE	VIS	M 5X16 ZN
25	90716002	RONDELLA PIANA	WASHER	SCHEIBE	RONDELLE	Ø 5 ZN
26	90810007	DADO	NUT	MUTTER	ECROU	M 5 ZN
27	16600085	TUBO	PIPE	RHOR	TUYAU	L= 3700 Ø1/4" - X 16-18 m ³
28	93123000	ADATTATORE A "T"	UNION	ANSCHLUSS	RACCORD	M/M/M 1/4" GAS
29	16600102	TUBO	PIPE	RHOR	TUYAU	Ø 1/4" L= 4200
30	16600218	TUBO	PIPE	RHOR	TUYAU	Ø 1/4" L= 3850
31	61001815	CILINDRO OLEODINAMICO D.E.	CYLINDER	ZYLINDER	CYLINDRE	Ø 50X120
32	93121003	GIUNZIONE 90	90 OINT	90 KUPPLING	OINT A 90	

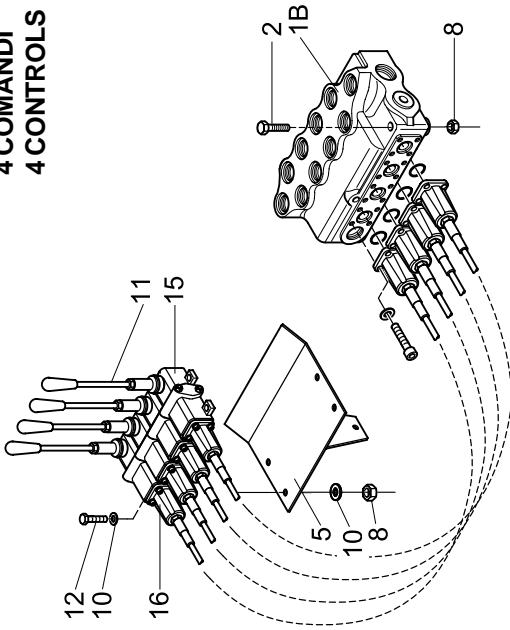


N. Pos.	N. COD.	DESCRIZIONE	DESCRIPTION	BENENNUNG	DESCRIPTION	NOTE NOTES
1	16160447	SERBATOIO OLIO CARRI VERT.	TANK	BEHALTER	RESERVOIR	
2	99002106	FILTRO SCARICO	FILTER	FILTER	FILTRE	RFM 9MS 1M2
3	99009403	CARTUCCIA	CARTRIDGE	FILTREINSATZ	CARTOUCHE	RE 25 MS1
4	90007077	VITE T.E.	SCREW	SCHRAUBE	VIS	M 10X30 ZN
5	90808504	DADO AUTOBLOCCANTE	SELF-LOCKING NUT	STOPMUTTER	ECROU DE SURETE	M 10
6	16624001	TUBO	PIPE	RHOR	TUYAU	Ø 3/4" L= 500
7	93102019	NIPPLO RIDUZIONE	REDUCTION	REDUKTION	REDUCTION	1"-3/4" GAS
8	93124006	RONDELLA RAME	WASHER	SCHEIBE	RONDELLE	1" GAS
9	93102018	NIPPLO RIDUZIONE	REDUCTION	REDUKTION	REDUCTION	1" - 1/2" GAS
10	16612085	TUBO	PIPE	RHOR	TUYAU	Ø 1/2" L= 950
11	93121003	CURVA 90° MASCHIO	CURVE	KURVE	COURBE	60°/F GIR. 1/2" GAS
12	93102010	NIPPLO RIDUZIONE	REDUCTION	REDUKTION	REDUCTION	1/2" - 18X1,5
13	93124016	RONDELLA RAME	WASHER	SCHEIBE	RONDELLE	Ø 18
14	93124018	RONDELLA RAME	WASHER	SCHEIBE	RONDELLE	Ø 22x18x1,5
15	93102016	NIPPLO RIDUZIONE	REDUCTION	REDUKTION	REDUCTION	3/4" - 22 X 1,5 GAS
16	16604006	TUBO	PIPE	RHOR	TUYAU	3/4" L= 500
17	93102014	NIPPLO RIDUZIONE	REDUCTION	REDUKTION	REDUCTION	3/4" - 18X1,5 GAS
18	90007033	VITE T.E.	SCREW	SCHRAUBE	VIS	M6X20 ZN
19	90716003	RONDELLA PIANA	WASHER	SCHEIBE	RONDELLE	Ø 6 ZN
20	93143000	TAPPO DI CARICO	PLUG	STOPFEN	BOUCHON	
21	93148005	SPIA LIVELLO OLIO	LEVEL INDICATOR	OLESTAND NIVEAU	REGARD NIVEAU	
22	93112012	TAPPO MASCHIO	PLUG	STOPFEN	BOUCHON	18X1,5
23	90100282	VITE T.C.E.I.	SCREW	SCHRAUBE	VIS	M10X30
24	90721008	RONDELLA GROWER	WASHER	SCHEIBE	RONDELLE	Ø 10
25	99028026	POMPA	PUMP	PUMPE	POMPE	APL61BO-43T0
26	93110010	COLONNETTA LUNGA	COLUMN	BOLZEN	COLONNE	M/F 18X1,5 L=45

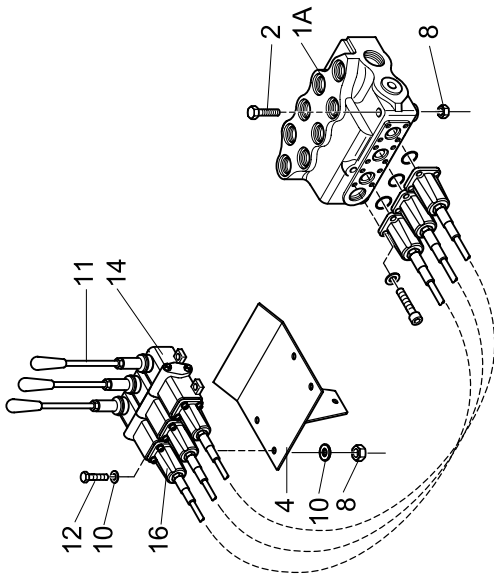


N. Pos.	N. COD.	DESCRIZIONE	DESCRIPTION	BENENNUNG	DESCRIPTION	NOTE NOTES
1	99041039	DISTRIBUTORE	DISTRIBUTOR	VERTEILER	DISTRIBUTEUR	SD5/2
1A	99041080	DISTRIBUTORE	DISTRIBUTOR	VERTEILER	DISTRIBUTEUR	SD5/3
1B	99041059	DISTRIBUTORE	DISTRIBUTOR	VERTEILER	DISTRIBUTEUR	SD5/4
2	90007062	VITE T.E.	SCREW	SCHRAUBE	VIS	8X60 ZN
3	16121541	SUPPORTO DISTRIB. 2 LEVE	SUPPORT	LAGER	SUPPORT	
4	16121542	SUPPORTO DISTRIB. 3 LEVE	SUPPORT	LAGER	SUPPORT	
5	16121543	SUPPORTO DISTRIB. 4 LEVE	SUPPORT	LAGER	SUPPORT	
6	91138005	COPIGLIA A MOLLA	SPLIT PIN	SPLINT	GOUPILLE	X EST.5
7	16160051	SUPPORTO DISTRIBUTORI	SUPPORT	LAGER	SUPPORT	
8	90808005	DADO AUTOBLOCCANTE	SELF-LOCKING NUT	STOPMUTTER	ECROU DE SURETE	M 8 ALTO
9	90007055	VITE T.E.	SCREW	SCHRAUBE	VIS	8X25 ZN
10	90716005	RONDELLA PIANA	WASHER	SCHEIBE	RONDELLE	Ø8
11	99046091	ASTA LEVA	ROD	STANGE	TIGE	M10X150
12	90007058	VITE T.E.	SCREW	SCHRAUBE	VIS	8X40 ZN
13	99046225	COMANDO DISTRIBUTORE	DISTRIBUTOR CONTROL	ANSTEUERUNG	COMMANDE DISTRIBUTEUR	TCC 5/2
14	99046226	COMANDO DISTRIBUTORE	DISTRIBUTOR CONTROL	ANSTEUERUNG	COMMANDE DISTRIBUTEUR	TCC 5/3
15	99046227	COMANDO DISTRIBUTORE	DISTRIBUTOR CONTROL	ANSTEUERUNG	COMMANDE DISTRIBUTEUR	TCC 5/4
16	99046057	KIT TP 50	KIT TP 50	KIT TP 50	KIT TP 50	(TC5)
17	16121723	SUPPORTO DISTRIB. 5 LEVE	SUPPORT	LAGER	SUPPORT	(3+2)
18	16160512	LAMIERA PORTA DISTRIBUTORI	SUPPORT	LAGER	SUPPORT	(3+2) - (3+3)
19	16122079	SUPPORTO DISTRIB. 6 LEVE	SUPPORT	LAGER	SUPPORT	(3+3)
20	93122010	GIUNZIONE ORIENT. DIRITTA	UNION	ANSCHLUSS	RACCORD	M/F M18X1,5
21	93101104	NIPPLO CONGIUNZIONE	UNION	ANSCHLUSS	RACCORD	M 18X1,5

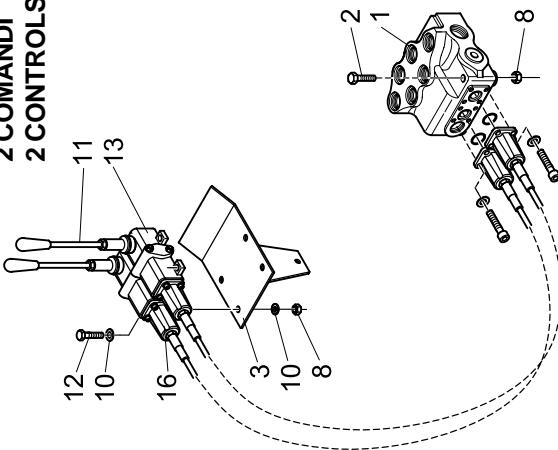
4 COMANDI
 4 CONTROLS



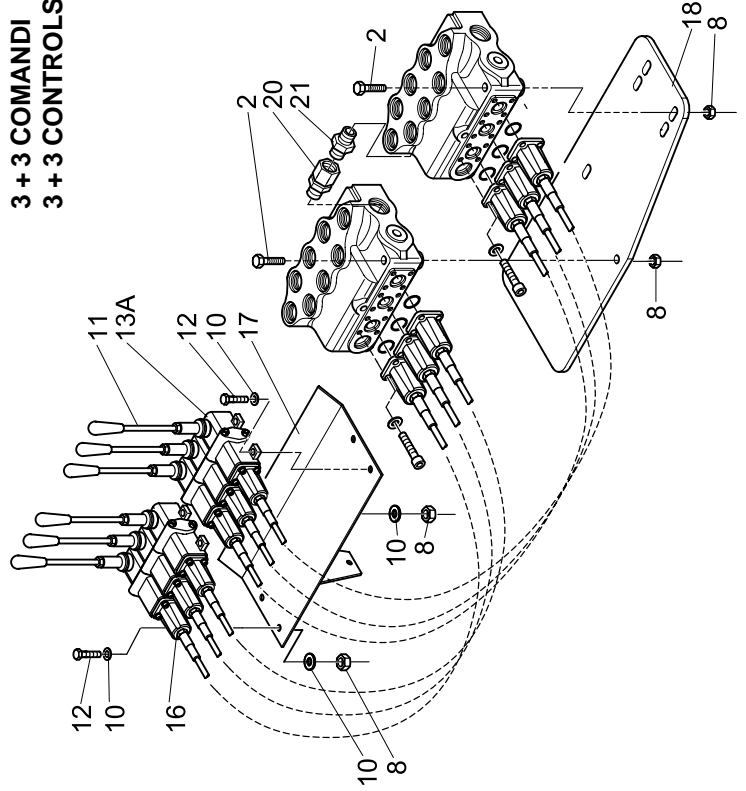
3 COMANDI
 3 CONTROLS



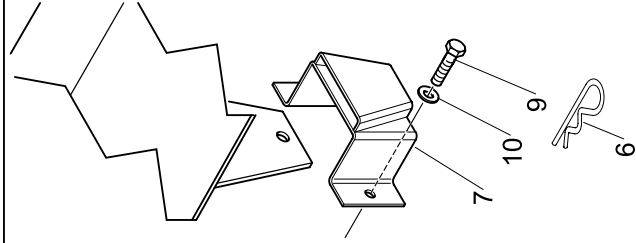
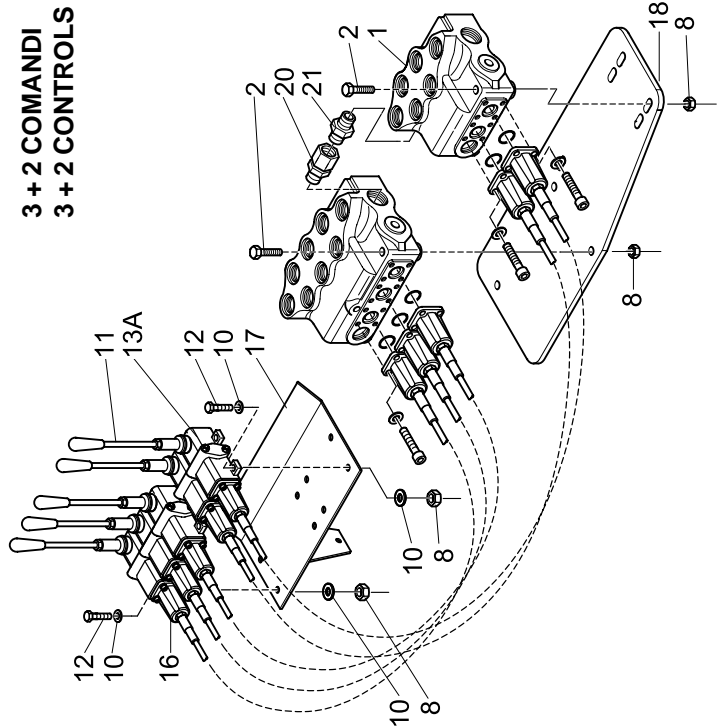
2 COMANDI
 2 CONTROLS



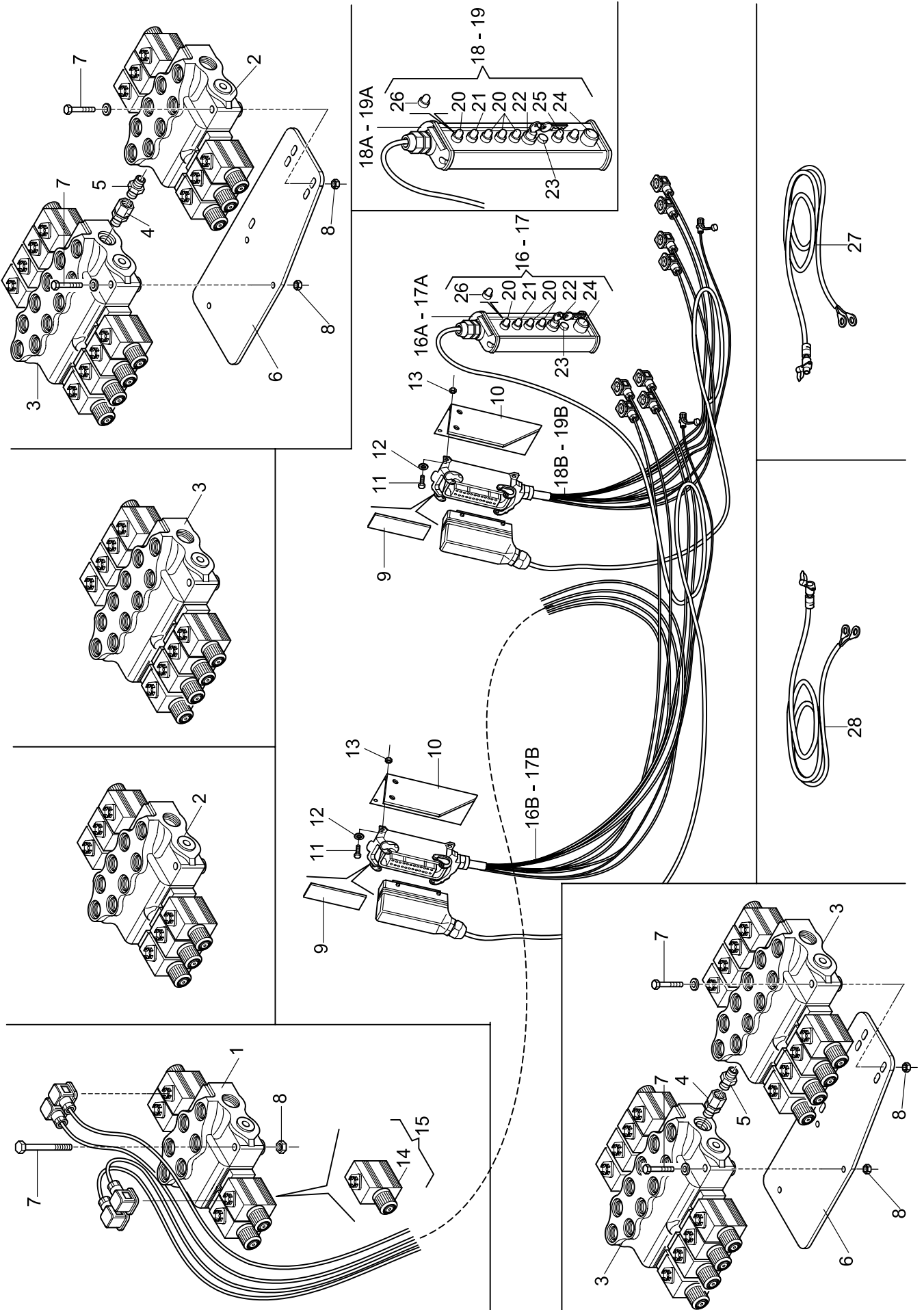
3+3 COMANDI
 3+3 CONTROLS



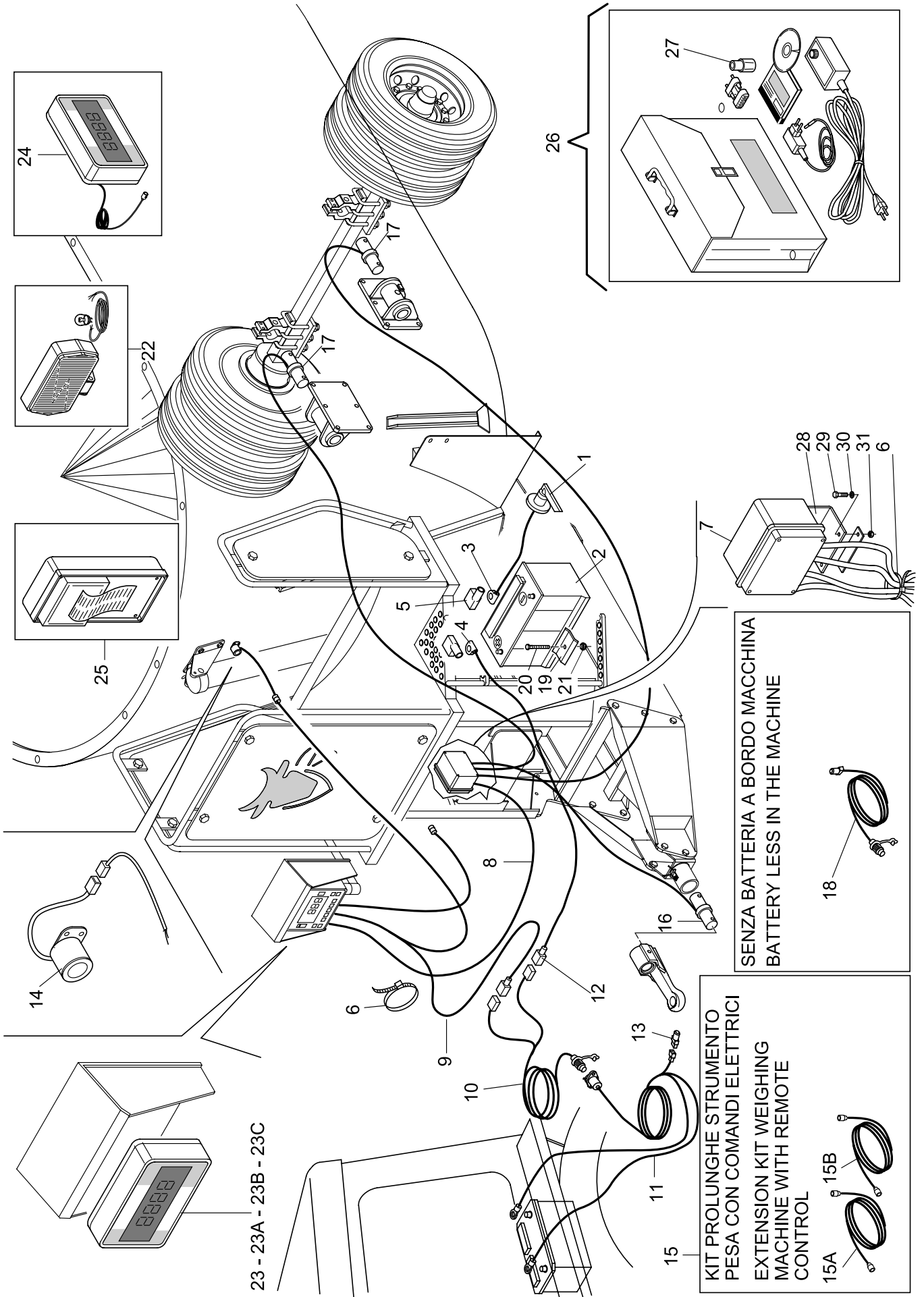
3+2 COMANDI
 3+2 CONTROLS



N. Pos.	N. COD.	DESCRIZIONE	DESCRIPTION	BENENNUNG	DESCRIPTION	NOTE NOTES
1	99041122	DISTRIBUTORE	DISTRIBUTOR	VERTEILER	DISTRIBUTEUR	SD5/2
2	99041123	DISTRIBUTORE	DISTRIBUTOR	VERTEILER	DISTRIBUTEUR	SD5/3
3	99041129	DISTRIBUTORE	DISTRIBUTOR	VERTEILER	DISTRIBUTEUR	SD5/4
4	93122010	GIUNZIONE ORIENTABILE	UNION	ANSCHLUSS	RACCORD	M/F M18X1,5
5	93101104	NIPPO CONGIUNZIONE	UNION	ANSCHLUSS	RACCORD	M 18X1,5
6	16160512	LAMIERA PORTA DISTRIBUTORI	SUPPORT	LAGER	SUPPORT	(3+2) - (3+3)
7	90007062	VITE T.E.	SCREW	SCHRAUBE	VIS	8X60 ZN
8	90808005	DADO AUTOBLOCCANTE	SELF-LOCKING NUT	STOPMUTTER	ECROU DE SURETE	M 8 ALTO
9	99400402	SPORTELLINO DI CHIUSURA	DOOR	TUER	PORTE	
10	16120814	SUPPORTO PRESA PULSANT.	SUPPORT	LAGER	SUPPORT	
11	90007017	VITE T.E.	SCREW	SCHRAUBE	VIS	M 5X16 ZN
12	90716002	RONDELLA PIANA	WASHER	SCHEIBE	RONDELLE	Ø5 ZN
13	90810507	DADO	NUT	MUTTER	ECROU	M 5
14	99046183	SOLENOIDE MAGNETE	KALAMITÄT	MAGNET	TÆNDMAGNET	VALVOIL
15	99046182	KIT AZIONAMENTO ELETTRICO	KIT	KIT	KIT	VALVOIL
16	65000415	KIT PULSANTIERA	PUSH BUTTON + CABLE	SCHALTAFEL	BOUTON+CABLE	4 COMANDI(BATT. SI)
16A	99400404	PULSANTIERA 4 COMANDI CON FUNGO	PUSH BUTTON + CABLE	SCHALTAFEL	BOUTON	CAVOL=3500
16B	99400403	CABLAGGIO ELET. PULSANTIERA	WIRING	VERDRAHTUNG	CÂBLAGE	(BATTERIA SI)
17	65000245	KIT PULSANTIERA	PUSH BUTTON + CABLE	SCHALTAFEL	BOUTON+CABLE	4 COMANDI(BATT. SI)
17A	99400224	PULSANTIERA 4 COMANDI SENZA FUNGO	PUSH BUTTON	SCHALTAFEL	BOUTON	CAVOL=3500
17B	99400264	CABLAGGIO ELET. PULSANT.	WIRING	VERDRAHTUNG	CÂBLAGE	(BATTERIANO)
18	65000609	KIT PULSANTIERA 7 COMANDI	PUSH BUTTON + CABLE	SCHALTAFEL	BOUTON+CABLE	(BATTERIA SI)
18A	99400206	PULSANTIERA 7 COMANDI SENZA POTENZIOMETRO	PUSH BUTTON	SCHALTAFEL	BOUTON+CABLE	CAVOL=3500
18B	99403091	CABLAGGIO ELET. PULSANT.	WIRING	VERDRAHTUNG	CÂBLAGE	(BATTERIA SI)
19	65000246	KIT PULSANTIERA 7 COMANDI	PUSH BUTTON + CABLE	SCHALTAFEL	BOUTON+CABLE	(BATTERIANO)
19A	99400206	PULSANTIERA 7 COMANDI SENZA POTENZIOMETRO	PUSH BUTTON	SCHALTAFEL	BOUTON	CAVOL=3500
19B	99400263	CABLAGGIO ELET. PULSANT.	WIRING	VERDRAHTUNG	CÂBLAGE	(BATTERIANO)
20	99400281	DEVIATORE	BY-PASSVALVE	KOMMUTATOR	DEVIATEUR	
21	99400282	INTERRUTTORE	SWITCH	SCHALTER	INTERRUPTEUR	
22	99400286	INTERRUTTORE A CHIAVE	SWITCH	SCHALTER	INTERRUPTEUR	
23	99400288	SPIA ROSSA	INDICATOR LIGHT	KONTROLLEUCHTE	TÉMOIN	12 VOLT
24	99400287	INTERRUTTORE A FUNGO	SWITCH	SCHALTER	INTERRUPTEUR	
25	99400284	DEVIATORE	BY-PASSVALVE	KOMMUTATOR	DEVIATEUR	
26	99400289	CAPPUCCIO IN GOMMA	COVER	DECKEL	COUVERCLE	
27	99452082	CAVO CARICA BATTERIA	CABLE	KABEL	CABLE	L= 4000 (BATTERIA SI)
28	99452081	CAVO CARICA BATTERIA	CABLE	KABEL	CABLE	L= 4200 (BATTERIA NO)



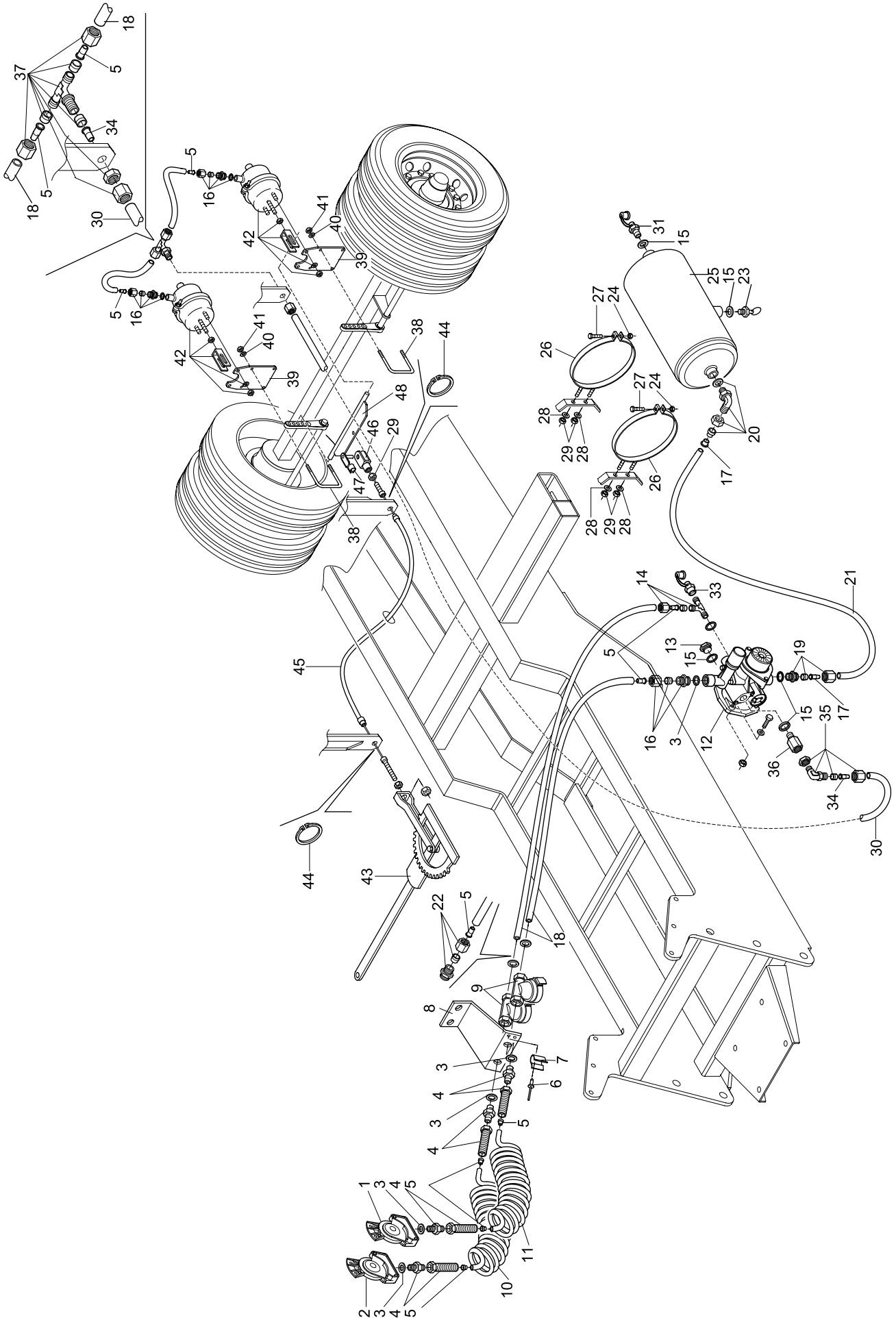
N. Pos.	N. COD.	DESCRIZIONE	DESCRIPTION	BENENNUNG	DESCRIPTION	NOTE NOTES
1	99400778	STACCA BATTERIA	SWITCH	SCHALTER	INTERRUPTEUR	150 AMP
2	99453000	BATTERIA	BATTERY	BATTERIE	BATTERIE	12V 40AH 200A
3	99400193	MORSETTO IN PIOMBO	CLAMP	KLEMME	BORNE	POSITIVO
4	99400192	MORSETTO IN PIOMBO	CLAMP	KLEMME	BORNE	NEGATIVO
5	99400194	COPRIMORSETTO SX	PROTECTION	SCHUTZ	PROTECTION	
6	99404003	FASCETTA NYLON	COLLAR	SHELLE	COLLIER	L=290
7	99452068	CASSETTA DI GIUNZIONE	CONNECTION BOX	VERBINDUNGSKASTEN	BOITE DE JONCTION	
8	99452079	CAVO PROLUNGA SENSORI	CABLE	KABEL	CABLE	L = 3800
9	99452080	CAVO ALIMENTAZIONE	CABLE	KABEL	CABLE	L = 3800 (BATTERIA SI)
10	99452081	CAVO CARICA BATTERIA	CABLE	KABEL	CABLE	L=4200
11	99452082	CAVO CARICA BATTERIA	CABLE	KABEL	CABLE	L=4000
12	99452083	CONNETTORE 4 POLI MASCHIO	CONNECTOR	VERBINDUNGSSTECKER	CONNECTEUR	
13	99452084	CONNETTORE 2 POLI MASCHIO	CONNECTOR	VERBINDUNGSSTECKER	CONNECTEUR	
14	99452120	SIRENA ELETTRONICA	HORN	HUPE	AVERTISS.ACOUSTIQUE	T. SEA
15	65000228	KIT CAVI PROLUNGA STRUM.	CABLE KIT	KIT KABEL	KIT CABLE	
15A	16820018	CAVO PROLUNGA 5 POLI	CABLE	KABEL	CABLE	M/F
15B	16820019	CAVO PROLUNGA 3 POLI	CABLE	KABEL	CABLE	M/F
16	16820020	SENSORE	SENSOR	SENSOR	CAPTEUR	Ø 63/58
17	16820037	SENSORE	SENSOR	SENSOR	CAPTEUR	Ø 73
18	99452105	CAVO ALIMENTAZIONE	CABLE	KABEL	CABLE	L =6000 (BATTERIA NO)
19	16120164	STAFFA FISSAGGIO BATTERIA	BRACKET	BÜGEL	BRIDE	
20	90007058	VITE T.E.	SCREW	SCHRAUBE	VIS	M 8X40
21	90808005	DADO AUTOBLOCCANTE	SELF-LOCKING NUT	STOPMUTTER	ECROU DE SURETE	M8
22	98400245	FARO DI LAVORO	WORK HEADLAMP	WERKLEUCHTE	PHARE DE TRAVAIL	H3
23	99450965	STRUMENTO INDICATORE	INDICATOR	ANZEIGEGERAT	INDICATEUR	HAPPY FEEDER II
23A	99450964	STRUMENTO INDICATORE	INDICATOR	ANZEIGEGERAT	INDICATEUR	HAPPY FEEDER PLUS II
23B	99450963	STRUMENTO INDICATORE	INDICATOR	ANZEIGEGERAT	INDICATEUR	VIDEO ACTIVE III
23C	99450533	STRUMENTO INDICATORE	INDICATOR	ANZEIGEGERAT	INDICATEUR	TOP FEEDER STANDARD
24	99450980	DISPLAY SUPPLEMENTARE	DISPLAY	DISPLAY	DISPLAY	L =7700 CON CAVO
25	99450005	STAMPANTE ALFAPANEL	PRINTING	DRUCK	IMPRIMANT	CAVOL =2500
26	65000630	KIT DATA TRANSFER	GIVEN KIT	GEGEBENER INSTALLATIONSSATZ	KIT DONNÉE	
27	65000408	KIT CARTUCCE ADDIZIONALI	KIT CARTRIDGES	INSTALLATIONSSATZ-PATRONEN	KIT CARTOUCHES	
28	98400426	SOTTOPIEDE ALETTATO	SUPPORT	LAGER	SUPPORT	
29	90007033	VITE T.E.	SCREW	SCHRAUBE	VIS	M 6X20 ZN
30	90716003	RONDELLA PIANA	WASHER	SCHEIBE	RONDELLE	Ø 6 ZN
31	90808003	DADO AUTOBLOCCANTE	SELF-LOCKING NUT	STOPMUTTER	ECROU DE SURETE	M 6 ALTO



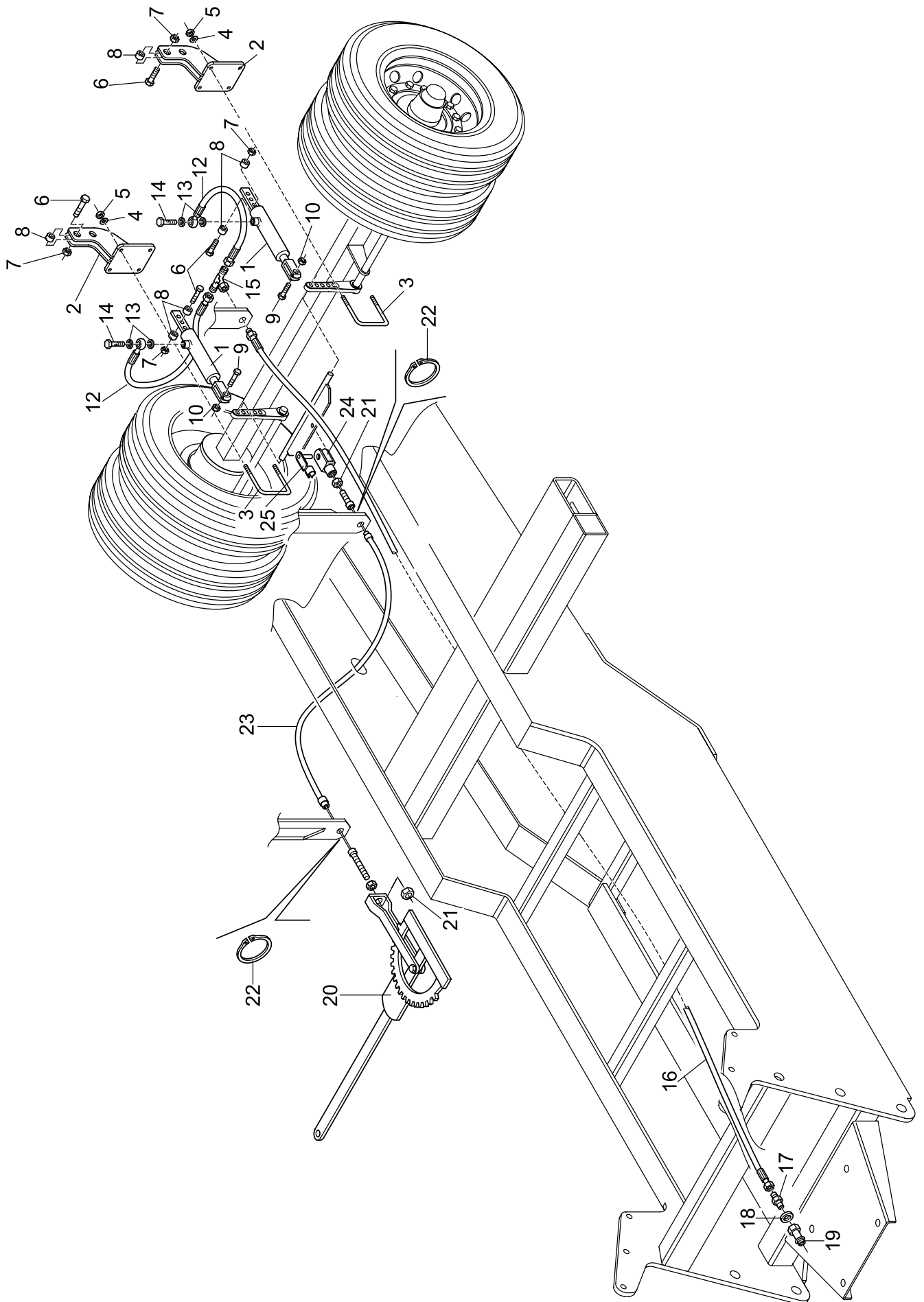
SENZA BATTERIA A BORDO MACCHINA
BATTERY LESS IN THE MACHINE

KIT PROLUNGHE STRUMENTO PESA CON COMANDI ELETRICI
EXTENSION KIT WEIGHING MACHINE WITH REMOTE CONTROL

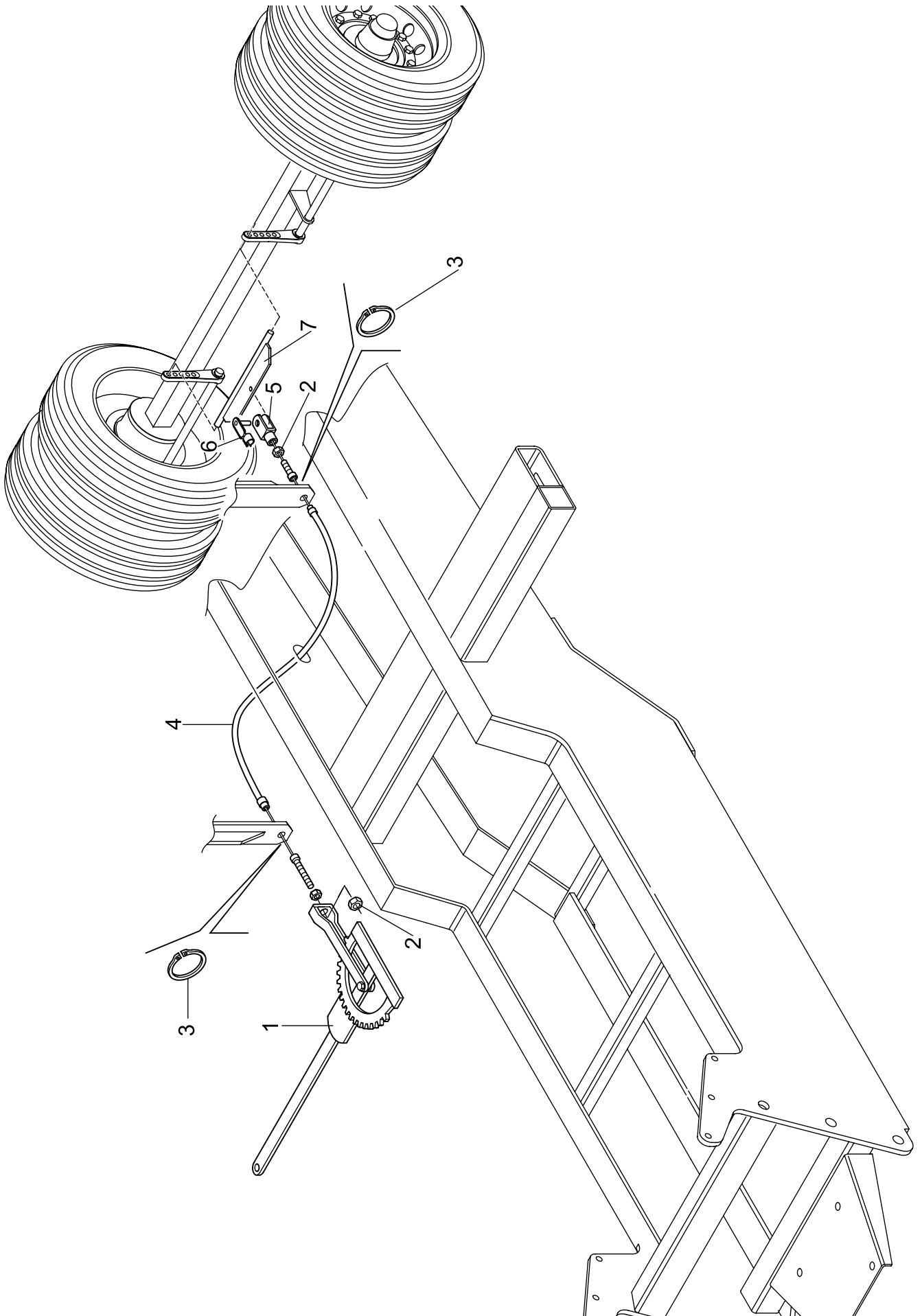
N. Pos.	N. COD.	DESCRIZIONE	DESCRIPTION	BENENNUNG	DESCRIPTION	NOTE NOTES
1	93053051	GIUNTO ROSSO CON PUNTAL	JOINT	KUPPLUNG	JOINT	
2	93053052	GIUNTO GIALLO CON PUNTAL	JOINT	KUPPLUNG	JOINT	
3	93053048	RONDELLA ALLUMINIO	WASHER	SCHEIBE	RONDELLE	Øi 16
4	93053035	DIRITTO CON MOLLA	UNION	ANSCHLUSS	RACCORD	Ø 4X11
5	93053045	BUSSOLA DI RINFORZO	BUSHING	BUCHSE	DOUILLE	Øi 8
6	90905045	RIVETTO	RIVET	NIET	RIVET	Ø 4x11
7	16120002	MOLLA PER AGGANCIAMENTO	SPRING	FEDER	RESSORT	
8	16120958	SUPPORTO ATTACCHI	SUPPORT	LAGER	SUPPORT	
9	93053032	FILTRO IN LINEA	FILTER	FILTER	FILTRE	
10	93053021	SPIRALE CON CODOLI GIALLA	SPIRAL	SPIRALE MIT	SPIRALE JAUNE	T 12X8
11	93053020	SPIRALE CON CODOLI ROSSA	SPIRAL	SPIRALE MIT	SPIRALE JAUNE	T 12X8
12	93053053	SERVOAUTO CON RUBINETTO	COCK	ABSPERRHAHN	ROBINET	
13	93053044	TAPPO	PLUG	STOPFEN	BOUCHON	M 22X1,5
14	93053066	RACCORDO TRE VIE ORIENT.	UNION	ANSCHLUSS	RACCORD	T12 M 16X1,5
15	93053049	RONDELLA ALLUMINIO	WASHER	SCHEIBE	RONDELLE	Øi 22
16	93053036	DIRITTO	UNION	ANSCHLUSS	RACCORD	M 16X1,5 T12
17	93053047	BUSSOLA DI RINFORZO	BUSHING	BUCHSE	DOUILLE	Øi 16
18	93053017	TUBO RILSAN TPN	PIPE	RHOR	TUYAU	Ø 12X8
19	93053022	DIRITTO	UNION	ANSCHLUSS	RACCORD	M 22X1,5 T20
20	93053028	GOMITO ORIENTABILE	UNION	ANSCHLUSS	RACCORD	M 22X1,5 T20
21	93053015	TUBO RILSAN TPN	PIPE	RHOR	TUYAU	Ø 20x16
22	93053050	RACCORDO DIRITTO	UNION	ANSCHLUSS	RACCORD	M 22X1,5 T12
23	93053033	VALVOLA DI SCAR. CONDENSA	BREATHER PLUG	ENTLÜFTER	SOUPIRAIL	
24	90808005	DADO AUTOBLOCCANTE	SELF-LOCKING NUT	STOPMUTTER	ECROU DE SURETE	M 8
25	93053031	SERBATOIO ACCIAIO	TANK	BEHALTER	RESERVOIR	25L
26	16120817	FASCETTA PER SERBATOIO ARIA	COLLAR	SHELLE	COLLIER	
27	90007062	VITE T.E.	SCREW	SCHRAUBE	VIS	M8X60ZN
28	90716006	RONDELLA PIANA	WASHER	SCHEIBE	RONDELLE	Ø 10 ZN
29	90810512	DADO	NUT	MUTTER	ECROU	M 10 ZN
30	93053016	TUBO RILSAN TPN	PIPE	RHOR	TUYAU	Ø 16X12
31	93053041	PRESA DI CONTROLLO	SOCKET	STECKERBUCHSE	PRISE	M 22X1,5
32	93053042	PRESA DI CONTROLLO	SOCKET	STECKERBUCHSE	PRISE	M 16X1,5
33	93053039	PRESA DI CONTROLLO	SOCKET	STECKERBUCHSE	PRISE	F.M 18X1,5
34	93053046	BUSSOLA DI RINFORZO	BUSHING	BUCHSE	DOUILLE	Øi 12
35	93053030	GOMITO ORIENTABILE	UNION	ANSCHLUSS	RACCORD	M16X1,5 T12
36	93109011	COLONNETTA CORTA	COLUMN	BOLZEN	COLONNE	M/F 22X1,5 L=25
37	93053043	TRE VIE PASSAPARETE	UNION	ANSCHLUSS	RACCORD	T16 - T12
38	16121724	CAVALLOTTO A "U"	U-BOLT	BUGELBOLZEN	CAVALIER	(16-18 m ³)
39	16121636	SUPPORTO BRAKE CHAMBER	SUPPORT	LAGER	SUPPORT	12" (16-18 m ³)
40	90716007	RONDELLA PIANA	WASHER	SCHEIBE	RONDELLE	Ø 12 ZN
41	90808007	DADO AUTOBLOCCANTE	SELF-LOCKING NUT	STOPMUTTER	ECROU DE SURETE	M 12
42	93053034	BRAKE CHAMBER	BRAKE CHAMBER	BRAKE CHAMBER	BRAKE CHAMBER	12"
43	98400046	LEVA FRENO TIPO FRANCIA	BRAKE LEVER	BREMSHEBEL	LEVIER FREIN	
44	91100014	SEEGER ESTERNO	SEEGER	SEEGER	SEEGER	Ø 14
45	16400036	CAVO	CABLE	KABEL	CABLE	Ø 5X37X1620
46	98400065	FORCELLA	FORK	GABEL	FOURCHE	M 10X40
47	98400066	SERRAGGIO	LOCK	FEST	SERRAGE	M10X40
48	16121884	BILANCINO PER CAVO FRENI	SUPPORT	LAGER	SUPPORT	



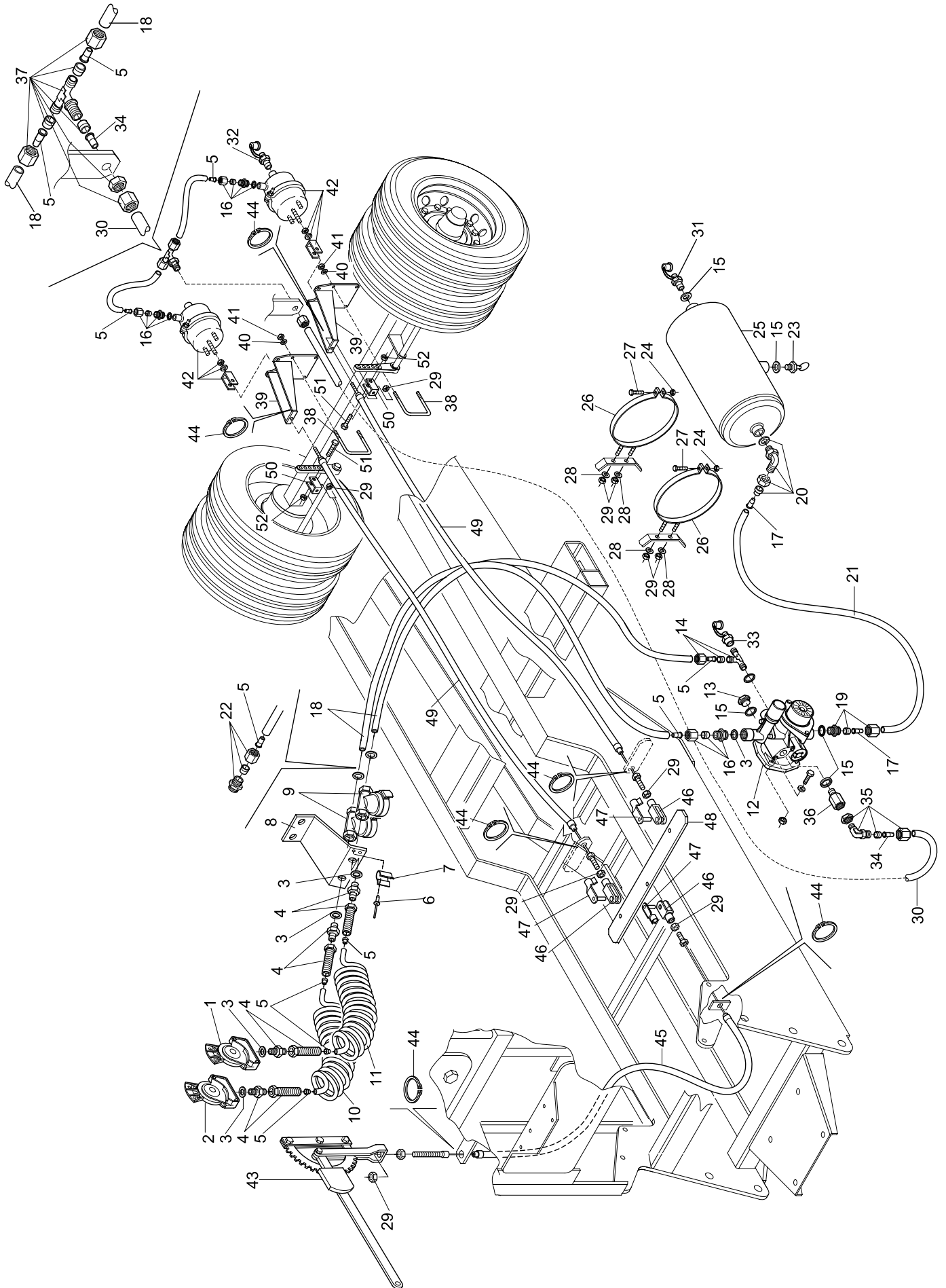
N. Pos.	N. COD.	DESCRIZIONE	DESCRIPTION	BENENNUNG	DESCRIPTION	NOTE NOTES
1	61000086	CILINDRO TF25 CON MOLLA	CYLINDER	ZYLINDER	CYLINDRE	
2	16121973	SUPPORTO CILINDRO IDR.	SUPPORT	LAGER	SUPPORT	(16 - 18m ³)
3	16121724	CAVALLOTTO A "U"	U-BOLT	BUGELBOLZEN	CAVALIER	i = 104
4	90716007	RONDELLA PIANA	WASHER	SCHEIBE	RONDELLE	Ø 12 ZN
5	90808007	DADO AUTOBLOCCANTE	SELF-LOCKING NUT	STOPMUTTER	ECROU DE SURETE	M 12 ZN
6	90000083	VITE T.E.	SCREW	SCHRAUBE	VIS	M 10X60
7	90808006	DADO AUTOBLOCCANTE	SELF-LOCKING NUT	STOPMUTTER	ECROU DE SURETE	M 10
8	16340036	DISTANZIATORE	RING	RING	ANNEAU	
9	90000124	VITE T.E.	SCREW	SCHRAUBE	VIS	M 14X45
10	90808008	DADO AUTOBLOCCANTE	SELF-LOCKING NUT	STOPMUTTER	ECROU DE SURETE	M 14
11	16121884	BILANCINO PER CAVO FRENO	SUPPORT	LAGER	SUPPORT	
12	16640086	TUBO	PIPE	RHOR	TUYAU	L= 350
13	93124001	RONDELLA RAME	WASHER	SCHEIBE	RONDELLE	1/4" GAS
14	93100001	VITE FORATA	DRILLED SCREW	LÖCHERSCHRAUBE	VIS PERFOREE	1/4" GAS
15	93158002	ADATTATORE A "T" ORIENT.	UNION	ANSCHLUSS	RACCORD	3/8" M/F/M
16	16640060	TUBO	PIPE	RHOR	TUYAU	3/8" GAS L= 7800
17	93101104	NIPPLO CONGIUNZIONE	UNION	ANSCHLUSS	RACCORD	M 18X1,5
18	93124016	RONDELLA RAME	WASHER	SCHEIBE	RONDELLE	Ø 18X24
19	93106001	INNESTO RAPIDO	UNION	ANSCHLUSS	RACCORD	FEM. VFO/18 15
20	98400046	LEVA FRENO TIPO FRANCIA	BRAKE LEVER	BREMSHEBEL	LEVIER FREIN	
21	90810512	DADO	NUT	MUTTER	ECROU	M 10 ZN
22	91100014	SEEGER ESTERNO	SEEGER	SEEGER	SEEGER	Ø 14
23	16400036	CAVO	CABLE	KABEL	CABLE	Ø 5X37X1620
24	98400065	FORCELLA	FORK	GABEL	FOURCHE	M 10X40
25	98400066	SERRAGGIO	LOCK	FEST	SERRAGE	M 10X40



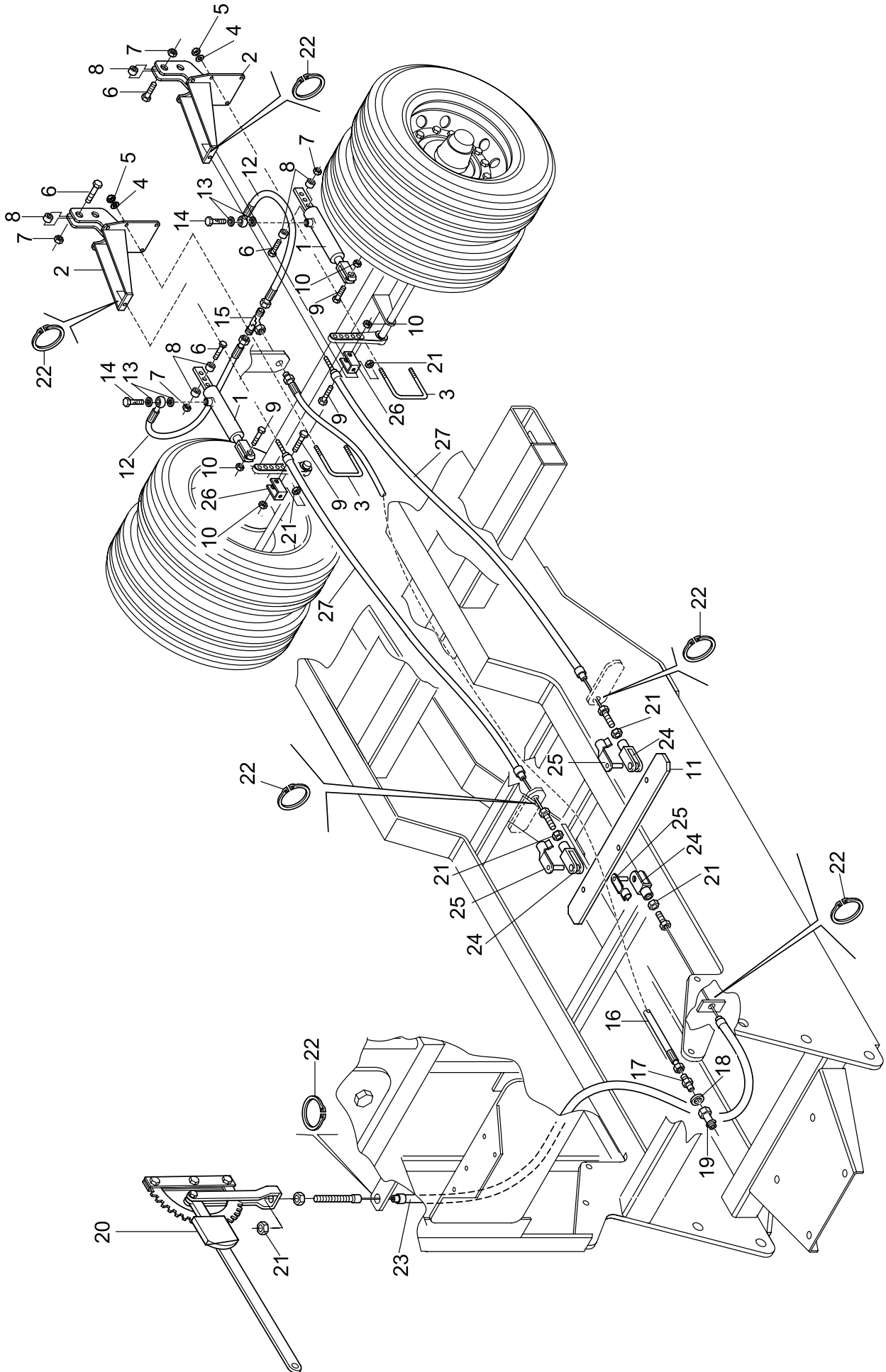
N. Pos.	N. COD.	DESCRIZIONE	DESCRIPTION	BENENNUNG	DESCRIPTION	NOTE NOTES
1	98400046	LEVA FRENO TIPO FRANCIA	BRAKE LEVER	BREMSHEBEL	LEVIER FREIN	
2	90810512	DADO	DADO	NUT	MUTTERECROU	M 10 ZN
3	91100014	SEEGER ESTERNO	SEEGER	SEEGER	SEEGER	Ø 14
4	16400036	CAVO	CABLE	KABEL	CABLE	Ø5X37X1620
5	98400065	FORCELLA	FORK	GABEL	FOURCHE	M 10X40
6	98400066	SERRAGGIO	LOCK	FEST	SERRAGE	M 10X40
7	16121884	BILANCINO PER CAVO FRENI	SUPPORT	LAGER	SUPPORT	



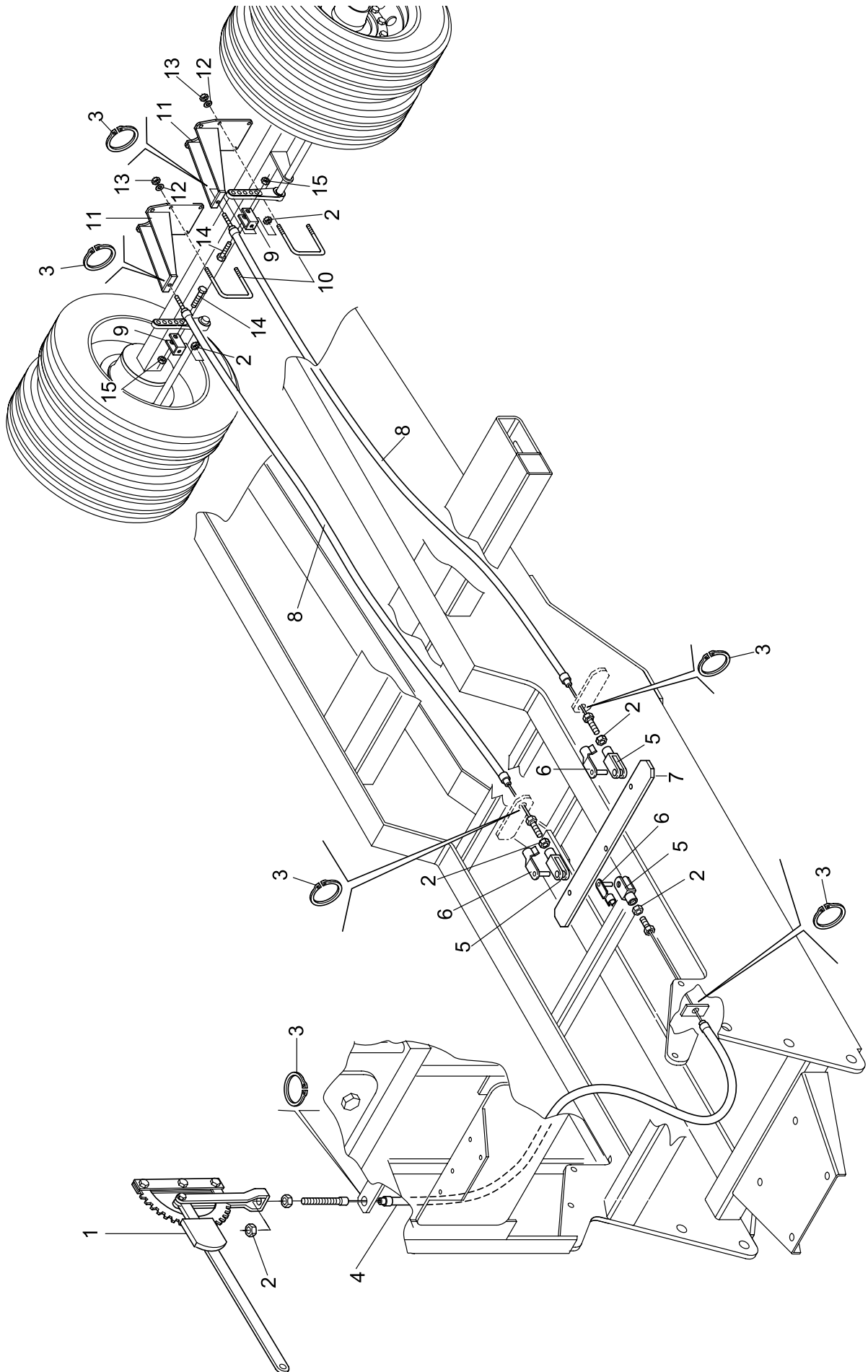
N. Pos.	N. COD.	DESCRIZIONE	DESCRIPTION	BENENNUNG	DESCRIPTION	NOTE NOTES
1	93053051	GIUNTO ROSSO CON PUNTAL	JOINT	KUPPLUNG	JOINT	
2	93053052	GIUNTO GIALLO CON PUNTAL	JOINT	KUPPLUNG	JOINT	
3	93053048	RONDELLA ALLUMINIO	WASHER	SCHEIBE	RONDELLE	Øi 16
4	93053035	DIRITTO CON MOLLA	UNION	ANSCHLUSS	RACCORD	M 16X1,5
5	93053045	BUSSOLA DI RINFORZO	BUSHING	BUCHSE	DOUILLE	Ø 8
6	90905045	RIVETTO	RIVET	NIET	RIVET	Ø 4x11
7	16120002	MOLLA PER AGGANCIAMENTO	SPRING	FEDER	RESSORT	
8	16120958	SUPPORTO ATTACCHI	SUPPORT	LAGER	SUPPORT	
9	93053032	FILTRO IN LINEA	FILTER	FILTER	FILTRE	
10	93053021	SPIRALE CON CODOLI GIALLA	SPIRAL	SPIRALE MIT	SPIRALE JAUNE	T 12X8
11	93053020	SPIRALE CON CODOLI ROSSA	SPIRAL	SPIRALE MIT	SPIRALE JAUNE	T 12X8
12	93053053	SERVOAUTO CON RUBINETTO	COCK	ABSPERRHAHN	ROBINET	
13	93053044	TAPPO	PLUG	STOPFEN	BOUCHON	M 22X1,5
14	93053066	RACCORDO TRE VIE ORIENT.	UNION	ANSCHLUSS	RACCORD	T12 M 16X1,5
15	93053049	RONDELLA ALLUMINIO	WASHER	SCHEIBE	RONDELLE	Øi 22
16	93053036	DIRITTO	UNION	ANSCHLUSS	RACCORD	M 16X1,5 T12
17	93053047	BUSSOLA DI RINFORZO	BUSHING	BUCHSE	DOUILLE	Øi 16
18	93053017	TUBO RILSAN TPN	PIPE	RHOR	TUYAU	Ø 12X8
19	93053022	DIRITTO	UNION	ANSCHLUSS	RACCORD	M 22X1,5 T20
20	93053028	GOMITO ORIENTABILE	UNION	ANSCHLUSS	RACCORD	M 22X1,5 T20
21	93053015	TUBO RILSAN TPN	PIPE	RHOR	TUYAU	Ø 20x16
22	93053050	RACCORDO DIRITTO	UNION	ANSCHLUSS	RACCORD	M 22X1,5 T12
23	93053033	VALVOLA DI SCAR. CONDENSA	BREATHER PLUG	ENTLÜFTER	SOUPIRAIL	
24	90808005	DADO AUTOBLOCCANTE	SELF-LOCKING NUT	STOPMUTTER	ECROU DE SURETE	M 8
25	93053031	SERBATOIO ACCIAIO	TANK	BEHALTER	RESERVOIR	25L
26	16120817	FASCETTA PER SERBATOIO ARIA	COLLAR	SHELLE	COLLIER	
27	90007062	VITE T.E.	SCREW	SCHRAUBE	VIS	M8X60ZN
28	90716006	RONDELLA PIANA	WASHER	SCHEIBE	RONDELLE	Ø 10
29	90810512	DADO AUTOBLOCCANTE	SELF-LOCKING NUT	STOPMUTTER	ECROU DE SURETE	M 10
30	93053016	TUBO RILSAN TPN	PIPE	RHOR	TUYAU	Ø 16X12
31	93053041	PRESA DI CONTROLLO	SOCKET	STECKERBUCHSE	PRISE	M 22X1,5
32	93053042	PRESA DI CONTROLLO	SOCKET	STECKERBUCHSE	PRISE	M 16X1,5
33	93053039	PRESA DI CONTROLLO	SOCKET	STECKERBUCHSE	PRISE	F.M 18X1,5
34	93053046	BUSSOLA DI RINFORZO	BUSHING	BUCHSE	DOUILLE	Øi 12
35	93053030	GOMITO ORIENTABILE	UNION	ANSCHLUSS	RACCORD	M16X1,5 T12
36	93109011	COLONNETTA CORTA	COLUMN	BOLZEN	COLONNE	M/F 22X1,5 L=25
37	93053043	TRE VIE PASSAPARETE	UNION	ANSCHLUSS	RACCORD	T16 - T12
38	16121713	CAVALLOTTO A "U"	U-BOLT	BUGELBOLZEN	CAVALIER	(21-25 m3)
39	16121966	SUPPORTO BRAKE CHAMBER	SUPPORT	LAGER	SUPPORT	(21-25m3)
40	90716007	RONDELLA PIANA	WASHER	SCHEIBE	RONDELLE	Ø 12ZN
41	90808007	DADO AUTOBLOCCANTE	SELF-LOCKING NUT	STOPMUTTER	ECROU DE SURETE	M 12
42	93053065	BRAKE CHAMBER	BRAKE CHAMBER	BRAKE CHAMBER	BRAKE CHAMBER	20"
43	98400046	LEVA FRENO TIPO FRANCIA	BRAKE LEVER	BREMSHEBEL	LEVIER FREIN	
44	91100014	SEEGER ESTERNO	SEEGER	SEEGER	SEEGER	Ø 14
45	16400009	CAVO	CABLE	KABEL	CABLE	Ø 5X37X1750
46	98400065	FORCELLA	FORK	GABEL	FOURCHE	M 10X40
47	98400066	SERRAGGIO	LOCK	FEST	SERRAGE	M10X40
48	16121878	BILANCINO PER CAVO FRENI	SUPPORT	LAGER	SUPPORT	(21-25m3)
49	16400037	CAVO	CABLE	KABEL	CABLE	Ø 5X37X2580
50	16120653	FORCELLA PER LEVA FRENI	FORK	GABEL	FOURCHE	
51	90000124	VITE T.E.	SCREW	SCHRAUBE	VIS	M 14X45ZN
52	90808008	DADO AUTOBLOCCANTE	SELF-LOCKING NUT	STOPMUTTER	ECROU DE SURETE	M 14ZN



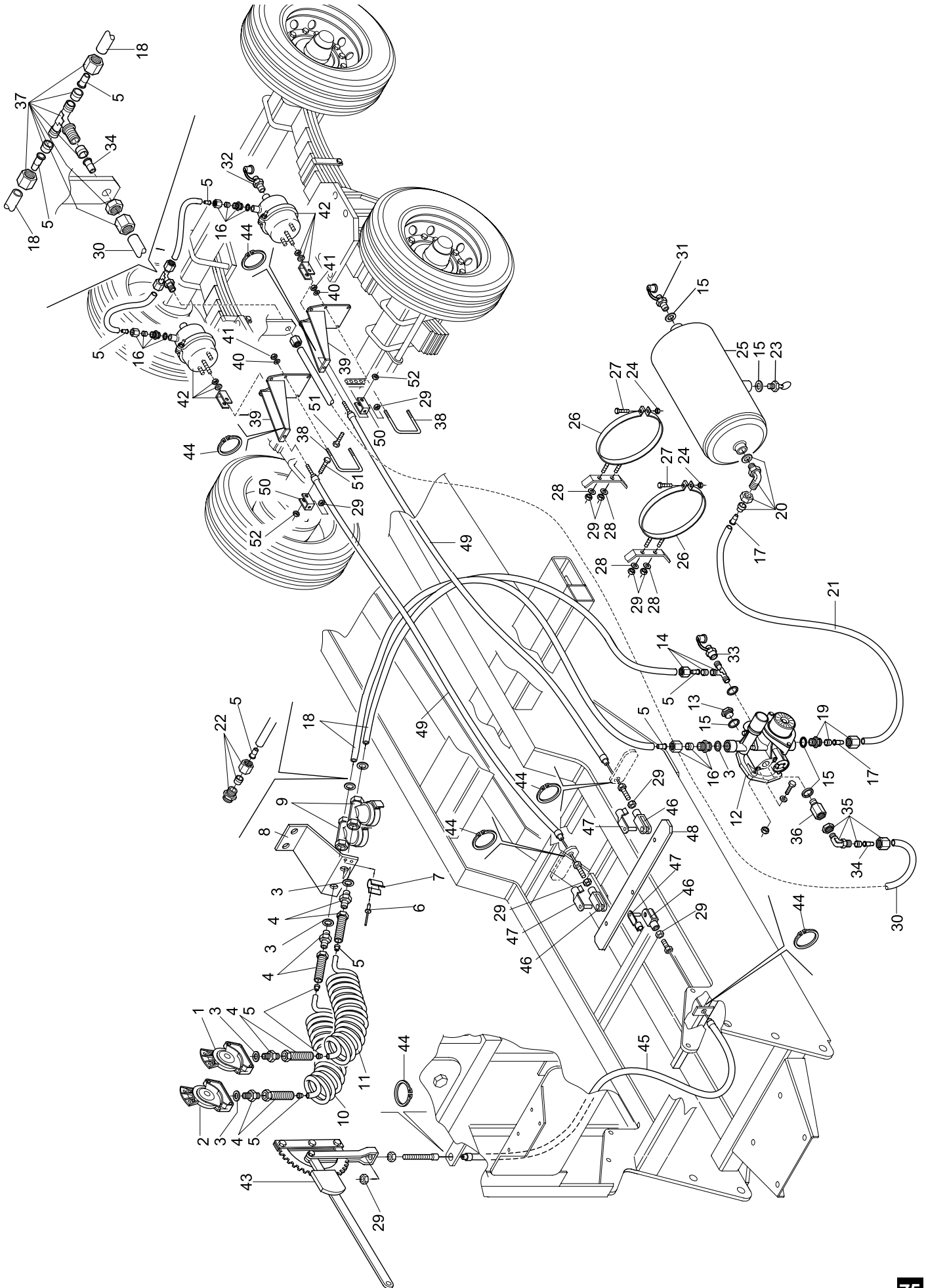
N. Pos.	N. COD.	DESCRIZIONE	DESCRIPTION	BENENNUNG	DESCRIPTION	NOTE NOTES
1	61003305	CILINDRO CON MOLLA	CYLINDER	ZYLINDER	CYLINDRE	TF32 C80
2	16121965	SUPP. CILINDRO IDR./ MECC.	SUPPORT	LAGER	SUPPORT	
3	16121713	CAVALLOTTO A "U"	U-BOLT	BUGELBOLZEN	CAVALIER	i = 164
4	90716007	RONDELLA PIANA	WASHER	SCHEIBE	RONDELLE	Ø 12 ZN
5	90808007	DADO AUTOBLOCCANTE	SELF-LOCKING NUT	STOPMUTTER	ECROU DE SURETE	M 12 ZN
6	90000093	VITE T.E.	SCREW	SCHRAUBE	VIS	M 10X60
7	90808006	DADO AUTOBLOCCANTE	SELF-LOCKING NUT	STOPMUTTER	ECROU DE SURETE	M 10
8	16340036	DISTANZIATORE	RING	RING	ANNEAU	
9	90000124	VITE T.E.	SCREW	SCHRAUBE	VIS	M 14X45
10	90808008	DADO AUTOBLOCCANTE	SELF-LOCKING NUT	STOPMUTTER	ECROU DE SURETE	M 14
11	16121878	BILANCINO PER CAVO FRENI	SUPPORT	LAGER	SUPPORT	
12	16640086	TUBO	PIPE	RHOR	TUYAU	L= 350
13	93124001	RONDELLA RAME	WASHER	SCHEIBE	RONDELLE	1/4" GAS
14	93100001	VITE FORATA	DRILLED SCREW	LÖCHERSCHRAUBE	VIS PERFOREE	1/4" GAS
15	93158002	ADATTATORE A "T" ORIENT.	UNION	ANSCHLUSS	RACCORD	M/F/M
16	16640060	TUBO	PIPE	RHOR	TUYAU	3/8" GAS L= 7800
17	93101104	NIPPLO CONGIUNZIONE	UNION	ANSCHLUSS	RACCORD	M 18X1,5
18	93124016	RONDELLA RAME	WASHER	SCHEIBE	RONDELLE	Ø 18X24
19	93106001	INNESTO RAPIDO	UNION	ANSCHLUSS	RACCORD	FEM. VFO/18 15
20	98400046	LEVA FRENO TIPO FRANCIA	BRAKE LEVER	BREMSHEBEL	LEVIER FREIN	
21	90810512	DADO	NUT	MUTTER	ECROU	M10 ZN
22	91100014	SEEGER ESTERNO	SEEGER	SEEGER	SEEGER	Ø 14
23	16400009	CAVO	CABLE	KABEL	CABLE	Ø 5X37X1750
24	98400065	FORCELLA	FORK	GABEL	FOURCHE	M 10X40
25	98400066	SERRAGGIO	LOCK	FEST	SERRAGE	M 10X40
26	16120653	FORCELLA PER LEVA FRENI	FORK	GABEL	FOURCHE	
27	16400037	CAVO	CABLE	KABEL	CABLE	Ø 5X37X2580



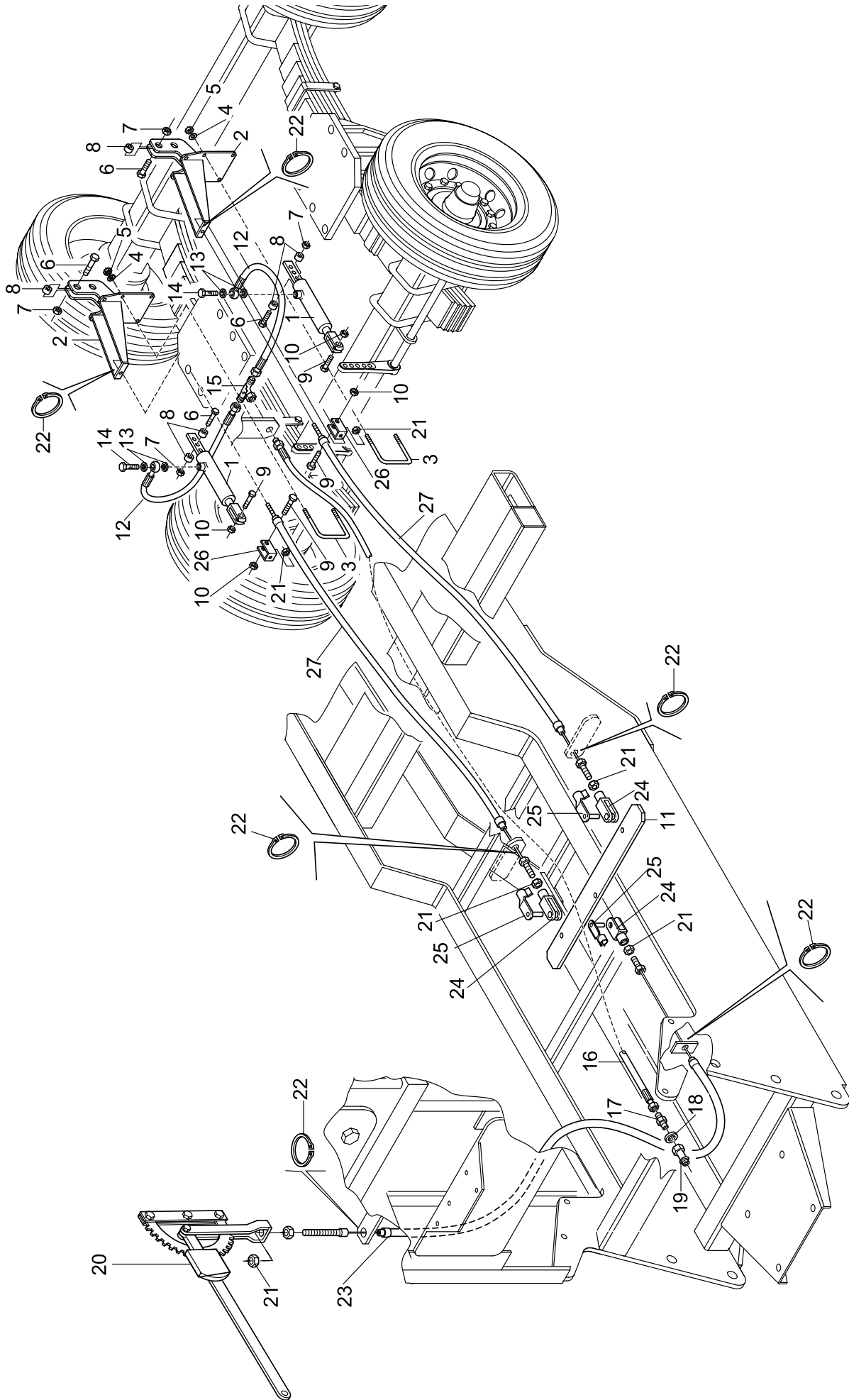
N. Pos.	N. COD.	DESCRIZIONE	DESCRIPTION	BENENNUNG	DESCRIPTION	NOTE NOTES
1	98400046	LEVA FRENO TIPO FRANCIA	BRAKE LEVER	BREMSHEBEL	LEVIER FREIN	
2	90810512	DADO	NUT	MUTTER	ECROU	M 10 ZN
3	91100014	SEEGER ESTERNO	SEEGER	SEEGER	SEEGER	Ø 14
4	16400009	CAVO CON GUAINA	CABLE	KABEL	CABLE	Ø 5X37X1750
5	98400065	FORCELLA	FORK	GABEL	FOURCHE	M 10X40
6	98400066	SERRAGGIO	LOCK	FEST	SERRAGE	M 10X40
7	16121878	BILANCINO PER CAVO FRENO	SUPPORT	LAGER	SUPPORT	
8	16400037	CAVO	CABLE	KABEL	CABLE	Ø 5X37X2580
9	16120653	FORCELLA PER LEVA FRENI	FORK	GABEL	FOURCHE	
10	16121713	CAVALLOTTO AD "U"	U-BOLT	BUGELBOLZEN	CAVALIER	(X 21-25 m ³)
11	16121966	SUPPORTO BRAKE CHAMBER	SUPPORT	LAGER	SUPPORT	20"
12	90716007	RONDELLA PIANA	WASHER	SCHEIBE	RONDELLE	Ø 12 ZN
13	90808007	DADO AUTOBLOCCANTE	SELF-LOCKING NUT	STOPMUTTER	ECROU DE SURETE	M 12
14	90000124	VITE T.E.	SCREW	SCHRAUBE	VIS	M 14X45
15	90808008	DADO AUTOBLOCCANTE	SELF-LOCKING NUT	STOPMUTTER	ECROU DE SURETE	M 14



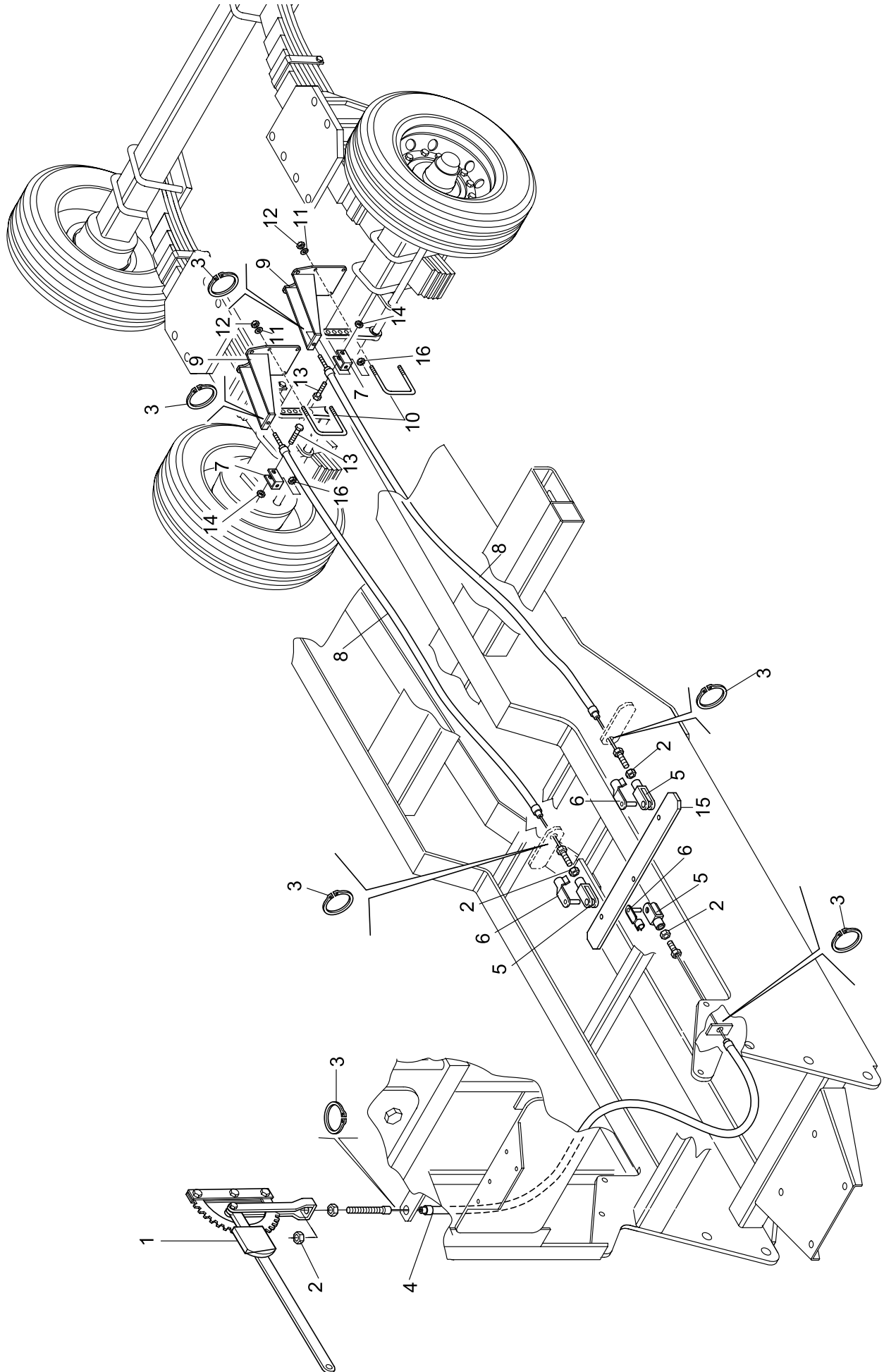
N. Pos.	N. COD.	DESCRIZIONE	DESCRIPTION	BENENNUNG	DESCRIPTION	NOTE NOTES
1	93053051	GIUNTO ROSSO CON PUNTAL	JOINT	KUPPLUNG	JOINT	
2	93053052	GIUNTO GIALLO CON PUNTAL	JOINT	KUPPLUNG	JOINT	
3	93053048	RONDELLA ALLUMINIO	WASHER	SCHEIBE	RONDELLE	Øi 16
4	93053035	DIRITTO CON MOLLA	UNION	ANSCHLUSS	RACCORD	M 16X1,5 T12
5	93053045	BUSSOLA DI RINFORZO	BUSHING	BUCHSE	DOUILLE	Øi 8
6	90905045	RIVETTO	RIVET	NIET	RIVET	Ø 4x11
7	16120002	MOLLA PER AGGANCIAMENTO	SPRING	FEDER	RESSORT	
8	16120958	SUPPORTO ATTACCHI	SUPPORT	LAGER	SUPPORT	
9	93053032	FILTRO IN LINEA	FILTER	FILTER	FILTRE	
10	93053021	SPIRALE CON CODOLI GIALLA	SPIRAL	SPIRALE MIT	SPIRALE JAUNE	T 12X8
11	93053020	SPIRALE CON CODOLI ROSSA	SPIRAL	SPIRALE MIT	SPIRALE JAUNE	T 12X8
12	93053053	SERVOAUTO CON RUBINETTO	COCK	ABSPERRHAHN	ROBINET	
13	93053044	TAPPO	PLUG	STOPFEN	BOUCHON	M 22X1,5
14	93053066	RACCORDO TRE VIE ORIENT.	UNION	ANSCHLUSS	RACCORD	M 16X1,5
15	93053049	RONDELLA ALLUMINIO	WASHER	SCHEIBE	RONDELLE	Øi 22
16	93053036	DIRITTO	UNION	ANSCHLUSS	RACCORD	M 16X1,5 T12
17	93053047	BUSSOLA DI RINFORZO	BUSHING	BUCHSE	DOUILLE	Øi 16
18	93053017	TUBO RILSAN TPN	PIPE	RHOR	TUYAU	Ø 12X8
19	93053022	DIRITTO	UNION	ANSCHLUSS	RACCORD	M 22X1,5 T20
20	93053028	GOMITO ORIENTABILE	UNION	ANSCHLUSS	RACCORD	M 22X1,5 T20
21	93053015	TUBO RILSAN TPN	PIPE	RHOR	TUYAU	Ø 20x16
22	93053050	RACCORDO DIRITTO	UNION	ANSCHLUSS	RACCORD	M 22X1,5 T12
23	93053033	VALVOLA DI SCAR. CONDENSA	BREATHER PLUG	ENTLÜFTER	SOUPIRAIL	
24	90808005	DADO AUTOBLOCCANTE	SELF-LOCKING NUT	STOPMUTTER	ECROU DE SURETE	M 8
25	93053031	SERBATOIO ACCIAIO	TANK	BEHALTER	RESERVOIR	25L
26	16120817	FASCETTA PER SERBATOIO ARIA	COLLAR	SHELLE	COLLIER	
27	90007062	VITE T.E.	SCREW	SCHRAUBE	VIS	M8X60ZN
28	90716006	RONDELLA PIANA	WASHER	SCHEIBE	RONDELLE	Ø 10
29	90810512	DADO AUTOBLOCCANTE	SELF-LOCKING NUT	STOPMUTTER	ECROU DE SURETE	M 10
30	93053016	TUBO RILSAN TPN	PIPE	RHOR	TUYAU	Ø 16X12
31	93053041	PRESA DI CONTROLLO	SOCKET	STECKERBUCHSE	PRISE	M 22X1,5
32	93053042	PRESA DI CONTROLLO	SOCKET	STECKERBUCHSE	PRISE	M 16X1,5
33	93053039	PRESA DI CONTROLLO	SOCKET	STECKERBUCHSE	PRISE	F.M 18X1,5
34	93053046	BUSSOLA DI RINFORZO	BUSHING	BUCHSE	DOUILLE	Øi 12
35	93053030	GOMITO ORIENTABILE	UNION	ANSCHLUSS	RACCORD	M16X1,5 T12
36	93109011	COLONNETTA CORTA	COLUMN	BOLZEN	COLONNE	M/F 22X1,5 L=25
37	93053043	TRE VIE PASSAPARETE	UNION	ANSCHLUSS	RACCORD	T16 - T12
38	16121712	CAVALLOTTO A "U"	U-BOLT	BUGELBOLZEN	CAVALIER	i= 114 (21-25 m ³)
39	16121882	SUPPORTO BRAKE CHAMBER	SUPPORT	LAGER	SUPPORT	(21-25 m ³)
40	90716007	RONDELLA PIANA	WASHER	SCHEIBE	RONDELLE	Ø 12 ZN
41	90808007	DADO AUTOBLOCCANTE	SELF-LOCKING NUT	STOPMUTTER	ECROU DE SURETE	M 12
42	93053065	BRAKE CHAMBER	BRAKE CHAMBER	BRAKE CHAMBER	BRAKE CHAMBER	20"
43	98400046	LEVA FRENO TIPO FRANCIA	BRAKE LEVER	BREMSHEBEL	LEVIER FREIN	
44	91100014	SEEGER ESTERNO	SEEGER	SEEGER	SEEGER	Ø 14
45	16400009	CAVO	CABLE	KABEL	CABLE	Ø 5X37X1750
46	98400065	FORCELLA	FORK	GABEL	FOURCHE	M 10X40
47	98400066	SERRAGGIO	LOCK	FEST	SERRAGE	M10X40
48	16121878	BILANCINO PER CAVO FRENI	SUPPORT	LAGER	SUPPORT	(21-25m3)
49	16400025	CAVO	CABLE	KABEL	CABLE	Ø 5X37X1990
50	16120653	FORCELLA PER LEVA FRENI	FORK	GABEL	FOURCHE	
51	90000124	VITE T.E.	SCREW	SCHRAUBE	VIS	M 14X45 ZN
52	90808008	DADO AUTOBLOCCANTE	SELF-LOCKING NUT	STOPMUTTER	ECROU DE SURETE	M 14 ZN



N. Pos.	N. COD.	DESCRIZIONE	DESCRIPTION	BENENNUNG	DESCRIPTION	NOTE NOTES
1	61003305	CILINDRO CON MOLLA	CYLINDER	ZYLINDER	CYLINDRE	TF32 C80
2	16121881	SUPP. CILINDRO IDR./ MECC.	SUPPORT	LAGER	SUPPORT	
3	16121712	CAVALLOTTO A "U"	U-BOLT	BUGELBOLZEN	CAVALIER	i= 114
4	90716007	RONDELLA PIANA	WASHER	SCHEIBE	RONDELLE	Ø 12 ZN
5	90808007	DADO AUTOBLOCCANTE	SELF-LOCKING NUT	STOPMUTTER	ECROU DE SURETE	M 12 ZN
6	90000083	VITE T.E.	SCREW	SCHRAUBE	VIS	M 10X60
7	90808006	DADO AUTOBLOCCANTE	SELF-LOCKING NUT	STOPMUTTER	ECROU DE SURETE	M 10
8	16340036	DISTANZIATORE	RING	RING	ANNEAU	
9	90000124	VITE T.E.	SCREW	SCHRAUBE	VIS	M 14X45
10	90808008	DADO AUTOBLOCCANTE	SELF-LOCKING NUT	STOPMUTTER	ECROU DE SURETE	M 14
11	16121878	BILANCINO PER CAVO FRENO	SUPPORT	LAGER	SUPPORT	
12	16640086	TUBO	PIPE	RHOR	TUYAU	L= 350
13	93124001	RONDELLA RAME	WASHER	SCHEIBE	RONDELLE	1/4" GAS
14	93100001	VITE FORATA	DRILLED SCREW	LÖCHERSCHRAUBE	VIS PERFOREE	1/4" GAS
15	93158002	ADATTATORE A "T" ORIENT.	UNION	ANSCHLUSS	RACCORD	M/F/M
16	16640060	TUBO	PIPE	RHOR	TUYAU	3/8" GAS L= 7800
17	93101104	NIPPLO CONGIUNZIONE	UNION	ANSCHLUSS	RACCORD	M 18X1,5
18	93124016	RONDELLA RAME	WASHER	SCHEIBE	RONDELLE	Ø 18X24
19	93106001	INNESTO RAPIDO	UNION	ANSCHLUSS	RACCORD	FEM. VFO/18 15
20	98400046	LEVA FRENO TIPO FRANCIA	BRAKE LEVER	BREMSHEBEL	LEVIER FREIN	
21	90810512	DADO	NUT	MUTTER	ECROU	M10 ZN
22	91100014	SEEGER ESTERNO	SEEGER	SEEGER	SEEGER	Ø 14
23	16400009	CAVO	CABLE	KABEL	CABLE	Ø 5X37X1750
24	98400065	FORCELLA	FORK	GABEL	FOURCHE	M 10X40
25	98400066	SERRAGGIO	LOCK	FEST	SERRAGE	M 10X40
26	16120653	FORCELLA PER LEVA FRENI	FORK	GABEL	FOURCHE	
27	16400025	CAVO	CABLE	KABEL	CABLE	Ø 5X37X1990



N. Pos.	N. COD.	DESCRIZIONE	DESCRIPTION	BENENNUNG	DESCRIPTION	NOTE NOTES
1	98400046	LEVA FRENO TIPO FRANCIA	BRAKE LEVER	BREMSHEBEL	LEVIER FREIN	
2	90810512	DADO	NUT	MUTTER	ECROU	M 10 ZN
3	91100014	SEEGER ESTERNO	SEEGER	SEEGER	SEEGER	Ø 14
4	16400009	CAVO	CABLE	KABEL	CABLE	Ø 5X37X1750
5	98400065	FORCELLA	FORK	GABEL	FOURCHE	M 10X40
6	98400066	SERRAGGIO	LOCK	FEST	SERRAGE	M 10X40
7	16120653	FORCELLA PER LEVA FRENI	FORK	GABEL	FOURCHE	
8	16400025	CAVO	CABLE	KABEL	CABLE	Ø 5X37X1990
9	16121882	SUPP. CILINDRO IDR. MECC.	SUPPORT	LAGER	SUPPORT	
10	16121712	CAVALLOTTO AD "U"	U-BOLT	BUGELBOLZEN	CAVALIER	(X 21-25 m ³)
11	90716007	RONDELLA PIANA	WASHER	SCHEIBE	RONDELLE	Ø 12 ZN
12	90808007	DADO AUTOBLOCCANTE	SELF-LOCKING NUT	STOPMUTTER	ECROU DE SURETE	M 12
13	90000124	VITE T.E.	SCREW	SCHRAUBE	VIS	M 14X45
14	90808008	DADO AUTOBLOCCANTE	SELF-LOCKING NUT	STOPMUTTER	ECROU DE SURETE	M 14
15	16121878	BILANCINO PER CAVO FRENO	SUPPORT	LAGER	SUPPORT	
16	90810512	DADO	NUT	MUTTER	ECROU	M 10 ZN



N. Pos.	N. COD.	DESCRIZIONE	DESCRIPTION	BENENNUNG	DESCRIPTION	NOTE NOTES
1	98400666	BARRA LUCI REGOLABILE	ADJUSTABLE LIGHT UNIT	EINSTELLBARER LICHTBALKEN	BARRA LUCES REGULABLE	CAVO 15 L
2	90007056	VITE T.E.	SCREW	SCHRAUBE	VIS	M 8X30 ZN
3	90716005	RONDELLA PIANA	WASHER	SCHEIBE	RONDELLE	Ø 8 ZN
4	90808005	DADO AUTOBLOCCANTE	SELF-LOCKING NUT	STOPMUTTER	ECROU DE SURETE	M 8
5	91002004	FASCETTA NYLON	COLLAR	SCHELLE	COLLIER	L= 140

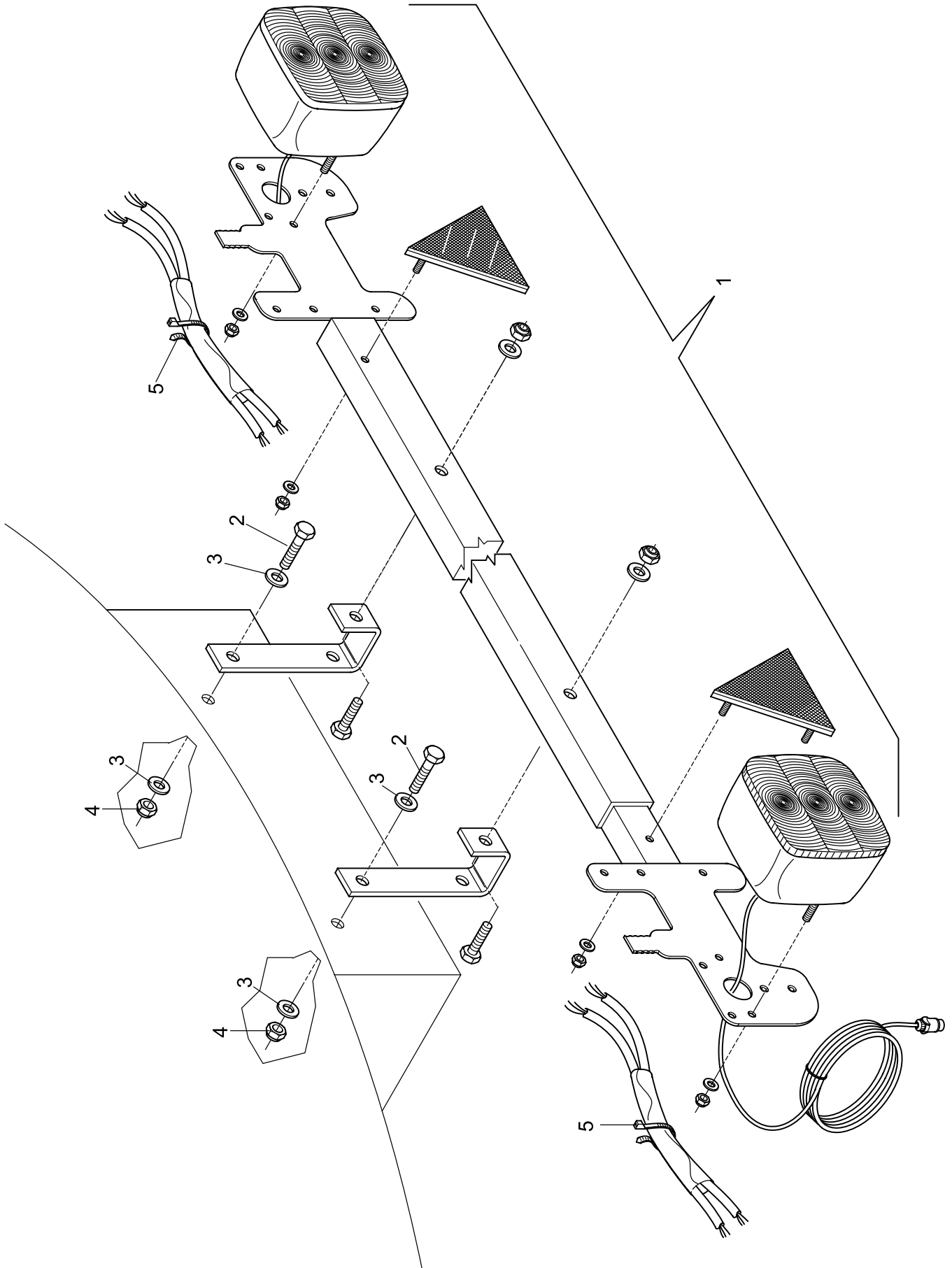


FIG. 35
ABB.
Ed.06.03

DEFERIZZATORE
CALAMITY
UNGLÜCK
CALAMITÉ

STORTI
international
Dunker TW 16-18-21-25 m³

N. Pos.	N. COD.	DESCRIZIONE	DESCRIPTION	BENENNUNG	DESCRIPTION	NOTE NOTES
1	16121058	SUPPORTO CALAMITA	SUPPORT	HALTER	SUPPORT	
2	96099002	DEFERIZZATORE	CALAMITY	CALAMITÉ	UNGLÜCK	MP 18.80
3	90007096	VITE T.E.	SCREW	SCHRAUBE	VIS	M 12X20 ZN
4	90717021	RONDELLA FASCIA LARGA	WASHER	SCHEIBE	RONDELLE	Ø 12x36x3 ZN

