

Erpice pieghevole

DX



www.alpego.com

Tel +39 0444/64.61.00

Fax +39 0444/64.61.99

e-mail: info@alpego.com

ALPEGO s.p.a.

Sede Amministrativa:

Via Torri di Confine, 6 36053 GAMBELLARA (VICENZA) - ITALY

Sede Legale:

Via Giovanni e Giuseppe Cenzato, 9 36045 LONIGO (VICENZA) - ITALY

Capitale sociale €2.000.000 i.v.

Cod. Fisc. / Part. IVA IT02009840246

R.E.A. 199795/VI/1996

Reg. Imp.VI N°22374/VI/1996

N. Mecc. VI 011754

Copyright © 2009 Alpego s.p.a.®

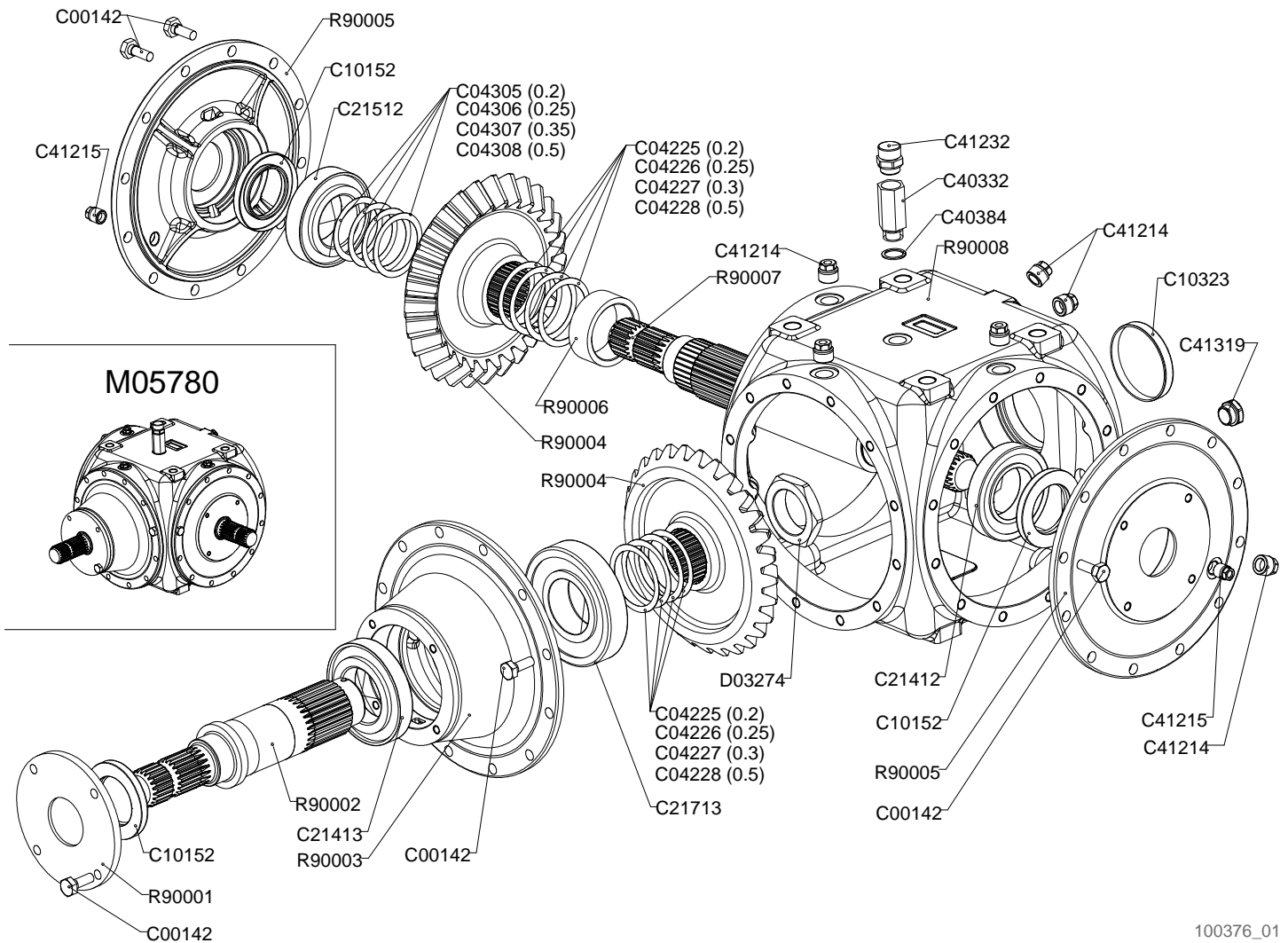
Tutti i diritti sono riservati. È vietata espressamente la ristampa o l'uso non autorizzato senza permesso scritto dalla Alpego s.p.a.

Tous droits réservés. Toute réimpression ou utilisation non autorisée sans la permission écrite de la Alpego s.p.a. est formellement interdite.

Alle Rechte vorbehalten. Nachdruck, Vervielfältigung und Verbreitung, auch auszugsweise, ist ohne schriftliche Genehmigung der Alpego s.p.a.

All rights reserved. Any reprinting or unauthorized use without the written permission of Alpego s.p.a. is expressly prohibited.

Todos los derechos reservados. Toda reproducción o uso no autorizado sin el consentimiento escrito de Alpego s.p.a. quedan expresamente prohibidos.





Cambio centrale 500-600-700-800

Central gear box 500-600-700-800

Boite centrale 500-600-700-800

Zentral mehrgan getriebe 500-600-700-800

Drawing Code: **100376_1**

Accessories:

N°	Code	Old.	Descrizione / Description	GB	FR	D	E
#	M80A00129	C00142	VITE TE 88 PG FT M12X30 ZINC UNI 5739	SCREW	VIS	SCHRAUBE	TORNILLO
#	MA5A00025	C04225	SPESSORE REG. 65,3X79,7X0,2	THICKNESS	CALES	DICKE	ESPESOR
#	MA5A00026	C04226	SPESSORE REG. 65,3X79,7X0,25	THICKNESS	CALES	DICKE	ESPESOR
#	MA5A00027	C04227	SPESSORE REG. 65,3X79,7X0,3	THICKNESS	CALES	DICKE	ESPESOR
#	MA5A00028	C04228	SPESSORE REG. 65,3X79,7X0,5	THICKNESS	CALES	DICKE	ESPESOR
#	MA5A00096	C04305	SPESSORE REG. 60X72X0.20	THICKNESS	CALES	DICKE	ESPESOR
#	MA5A00097	C04306	SPESSORE REG. 60X72X0.25	THICKNESS	CALES	DICKE	ESPESOR
#	MA5A00098	C04307	SPESSORE REG. 60X72X0.35	THICKNESS	CALES	DICKE	ESPESOR
#	MA5A00099	C04308	SPESSORE REG. 60X72X0.5	THICKNESS	CALES	DICKE	ESPESOR
#	H00A00065	C10152	PARAOLIO BASL D.55X90X10	SEALING RING	JOINT SPI	OELABDICHTUNG	PARAOLIO
#	H00A00089	C10323	CAPPELOTTO D.90x10 (V4-124)	PLASTIC GUARD	BACHE	KUNSTSTOFF-DECKEL	SOMBRERETE
#	M20A00064	C21412	CUSCINETTO 30212 60X110X23,75	BEARING	ROULEMENT	KUGELLAGER	COJINETE
#	M20A00065	C21413	CUSCINETTO 30213 65X120X24,75	BEARING	ROULEMENT	KUGELLAGER	COJINETE
#	M20A00075	C21512	CUSCINETTO 32212 60X110X29.75	BEARING	ROULEMENT	KUGELLAGER	COJINETE
#	M20A00093	C21713	CUSCINETTO 30313 65x140x36	BEARING	ROULEMENT	KUGELLAGER	COJINETE
#	H35A00031	C40332	PROLUNGA MF M22X1.5 M22X1.5 X L50	EXTENSION	EXTENSION	VERLAENGERUNG	EXTENSIÓN
#	H35A00044	C40384	RONDELLA RAME M22X1.5 D.22 D.28 S.1.5	WASHER	RONDELLE	UNTERLEGSCHIEBE	ARANDELLA
#	H45A00007	C41214	TAPPO + GUARNIZIONE SCARICO M22X1.5 (41 B)	PLUG	BOUCHON	STOEPSSEL	ENCHUFE
#	H45A00008	C41215	TAPPO CONICO M16X1,5 8X18 CH17 (11/C)	PLUG	BOUCHON	STOEPSSEL	ENCHUFE
#	H65A00004	C41232	TAPPO + GUARNIZ SFIATO M22X1,5 (31.A) LABI	PLUG	BOUCHON	STOEPSSEL	ENCHUFE
#	H60A00006	C41319	SPIA LIVELLO GLASS M22X1.5	LIGHT	LUMIERE	WARNLAMPE	INDICADOR
#	M95A00027	D03274	GHIERA CON COLLARE M55X1.5	METAL RING	RONDELLE	METALL-RING	RUEDA
#	M65A00072	M05780	"RID. CENTR. ""DX"" (RA R190 1:1)"	GEAR REDUCER	RÉDUCTEUR	UNTERSETZUNGSGETRIEBE	REDUCTORES
#	M35A00081	R90001	COPERCHIO P.d.F ANTERIORE DX2	LID	COUVERCLE	DECKEL	TAPA
#	M45A00117	R90002	"ALBERO PIGNONE P.D.F 1"" 3/4 Z=20 DX2"	SHAFT	ARBRE	WELLE	EJE
#	M75A00142	R90003	MOZZO PRESA DI FORZA DX2	HUB	ESSIEU	NABE	MAZO
#	M40A00138	R90004	CORONA CONICA Z=29 RAPP 1:1 DX2	CROWN	COURONNE	KRONE	CORONA
#	C15A01013	R90005	FLANGIA LATERALE CHIUSURA SCATOLA DX2	FLANGE	FLANC	FLANSCH	FLANGE
#	C15A01014	R90006	DISTANZIALE 64.5X80X30 DX2	SPACER	ENTRETOISE	ABSTANDSTUECK	ESPACIADORES
#	M45A00118	R90007	"ALBERO LATERALE CORONA 1""3/4 Z=20 DX2"	SHAFT	ARBRE	WELLE	EJE
#	C15A01015	R90008	SCATOLA RIDUTTORE DX2	BOX	BOITE	SCHACTEL	RECUADRO

Cambio centrale 450

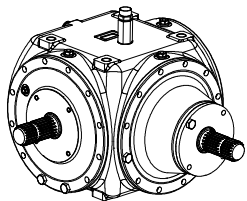
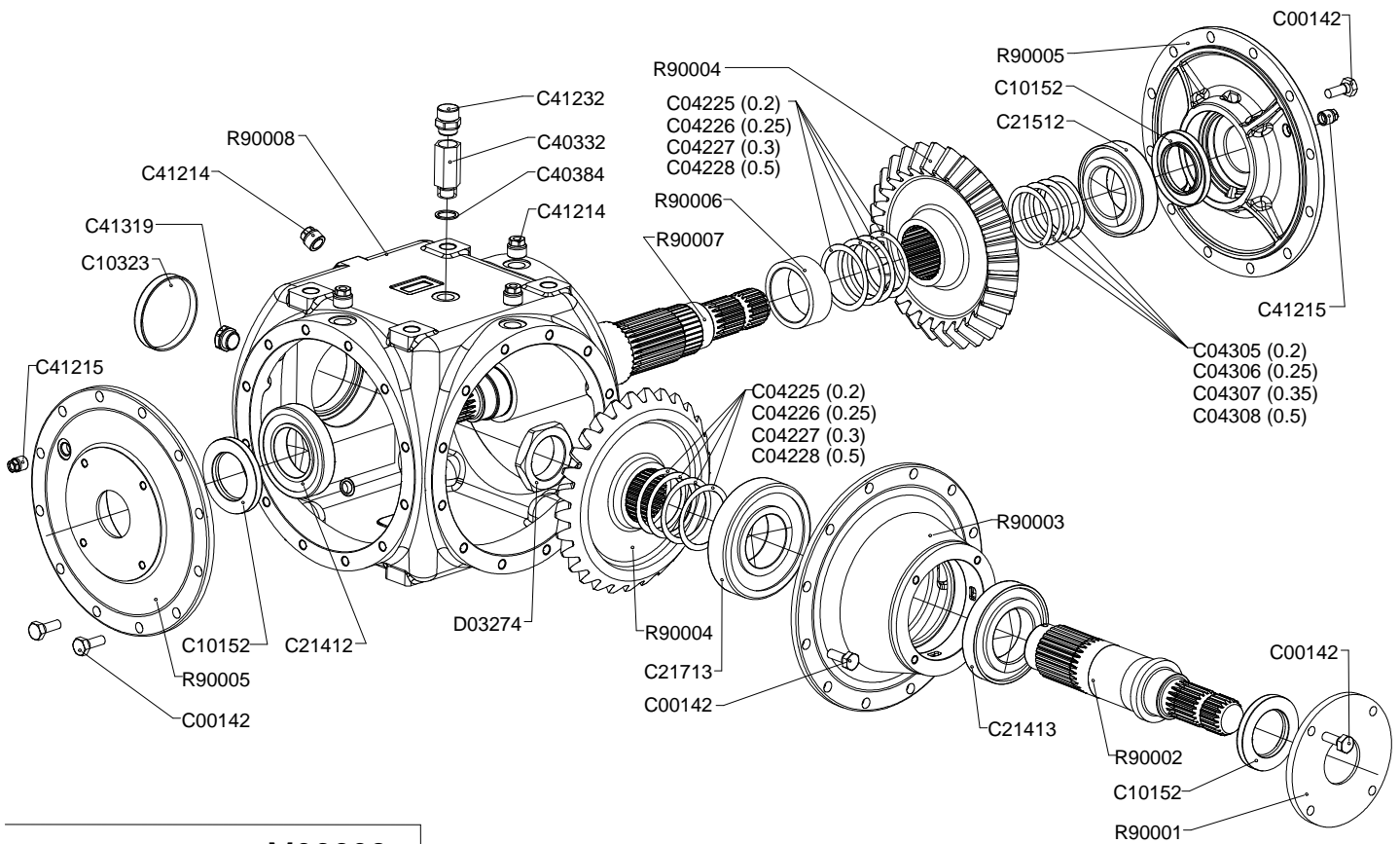
Central gear box 450

Boite centrale 450

Zentral mehrgang getriebe 450

Drawing Code: **100428_1**

Accessories:



M06608

DX2-450

100428_01



Cambio centrale 450

Central gear box 450

Boite centrale 450

Zentral mehrgang getriebe 450

Drawing Code: **100428_1**

Accessories:

N°	Code	Old.	Descrizione / Description	GB	FR	D	E
#	M80A00129	C00142	VITE TE 88 PG FT M12X30 ZINC UNI 5739	SCREW	VIS	SCHRAUBE	TORNILLO
#	MA5A00025	C04225	SPESSORE REG. 65,3X79,7X0,2	THICKNESS	CALES	DICKE	ESPESOR
#	MA5A00026	C04226	SPESSORE REG. 65,3X79,7X0,25	THICKNESS	CALES	DICKE	ESPESOR
#	MA5A00027	C04227	SPESSORE REG. 65,3X79,7X0,3	THICKNESS	CALES	DICKE	ESPESOR
#	MA5A00028	C04228	SPESSORE REG. 65,3X79,7X0,5	THICKNESS	CALES	DICKE	ESPESOR
#	MA5A00096	C04305	SPESSORE REG. 60X72X0.20	THICKNESS	CALES	DICKE	ESPESOR
#	MA5A00097	C04306	SPESSORE REG. 60X72X0.25	THICKNESS	CALES	DICKE	ESPESOR
#	MA5A00098	C04307	SPESSORE REG. 60X72X0.35	THICKNESS	CALES	DICKE	ESPESOR
#	MA5A00099	C04308	SPESSORE REG. 60X72X0.5	THICKNESS	CALES	DICKE	ESPESOR
#	H00A00065	C10152	PARAOLIO BASL D.55X90X10	SEALING RING	JOINT SPI	OELABDICHTUNG	PARAOLIO
#	H00A00089	C10323	CAPPELOTTO D.90x10 (V4-124)	PLASTIC GUARD	BACHE	KUNSTSTOFF-DECKEL	SOMBRERETE
#	M20A00064	C21412	CUSCINETTO 30212 60X110X23,75	BEARING	ROULEMENT	KUGELLAGER	COJINETE
#	M20A00065	C21413	CUSCINETTO 30213 65X120X24,75	BEARING	ROULEMENT	KUGELLAGER	COJINETE
#	M20A00075	C21512	CUSCINETTO 32212 60X110X29,75	BEARING	ROULEMENT	KUGELLAGER	COJINETE
#	M20A00093	C21713	CUSCINETTO 30313 65x140x36	BEARING	ROULEMENT	KUGELLAGER	COJINETE
#	H35A00031	C40332	PROLUNGA MF M22X1.5 M22X1.5 X L50	EXTENSION	EXTENSION	VERLAENGERUNG	EXTENSIÓN
#	H35A00044	C40384	RONDELLA RAME M22X1.5 D.22 D.28 S.1.5	WASHER	RONDELLE	UNTERLEGSCHIEBE	ARANDELLA
#	H45A00007	C41214	TAPPO + GUARNIZIONE SCARICO M22X1.5 (41 B)	PLUG	BOUCHON	STOEPSSEL	ENCHUFE
#	H45A00008	C41215	TAPPO CONICO M16X1,5 8X18 CH17 (11/C)	PLUG	BOUCHON	STOEPSSEL	ENCHUFE
#	H65A00004	C41232	TAPPO + GUARNIZ SFIATO M22X1,5 (31.A) LABI	PLUG	BOUCHON	STOEPSSEL	ENCHUFE
#	H60A00006	C41319	SPIA LIVELLO GLASS M22X1.5	LIGHT	LUMIERE	WARNLAMPE	INDICADOR
#	M95A00027	D03274	GHIERA CON COLLARE M55X1.5	METAL RING	RONDELLE	METALL-RING	RUEDA
#	M65A00074	M06608	"RID. CENTR. ""DX"" (RA R190 1:1) INVERSO"	GEAR REDUCER	RÉDUCTEUR	UNTERSETZUNGSGETRIEBE	REDUCTORES
#	M35A00081	R90001	COPERCHIO P.d.F ANTERIORE DX2	LID	COUVERCLE	DECKEL	TAPA
#	M45A00117	R90002	"ALBERO PIGNONE P.D.F 1"" 3/4 Z=20 DX2"	SHAFT	ARBRE	WELLE	EJE
#	M75A00142	R90003	MOZZO PRESA DI FORZA DX2	HUB	ESSIEU	NABE	MAZO
#	M40A00138	R90004	CORONA CONICA Z=29 RAPP 1:1 DX2	CROWN	COURONNE	KRONE	CORONA
#	C15A01013	R90005	FLANGIA LATERALE CHIUSURA SCATOLA DX2	FLANGE	FLANC	FLANSCH	FLANGE
#	C15A01014	R90006	DISTANZIALE 64.5X80X30 DX2	SPACER	ENTRETOISE	ABSTANDSTUECK	ESPACIADORES
#	M45A00118	R90007	"ALBERO LATERALE CORONA 1""3/4 Z=20 DX2"	SHAFT	ARBRE	WELLE	EJE
#	C15A01015	R90008	SCATOLA RIDUTTORE DX2	BOX	BOITE	SCHACTEL	RECUADRO

Cambio laterale destro 500-600-700-800

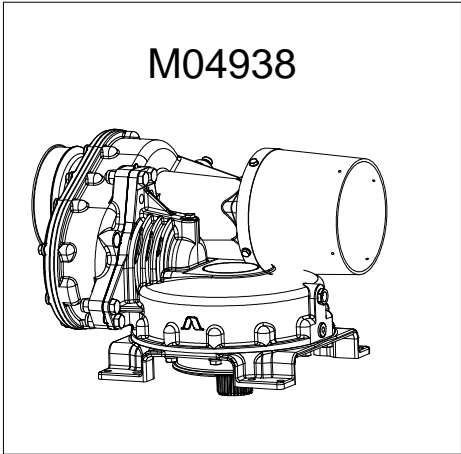
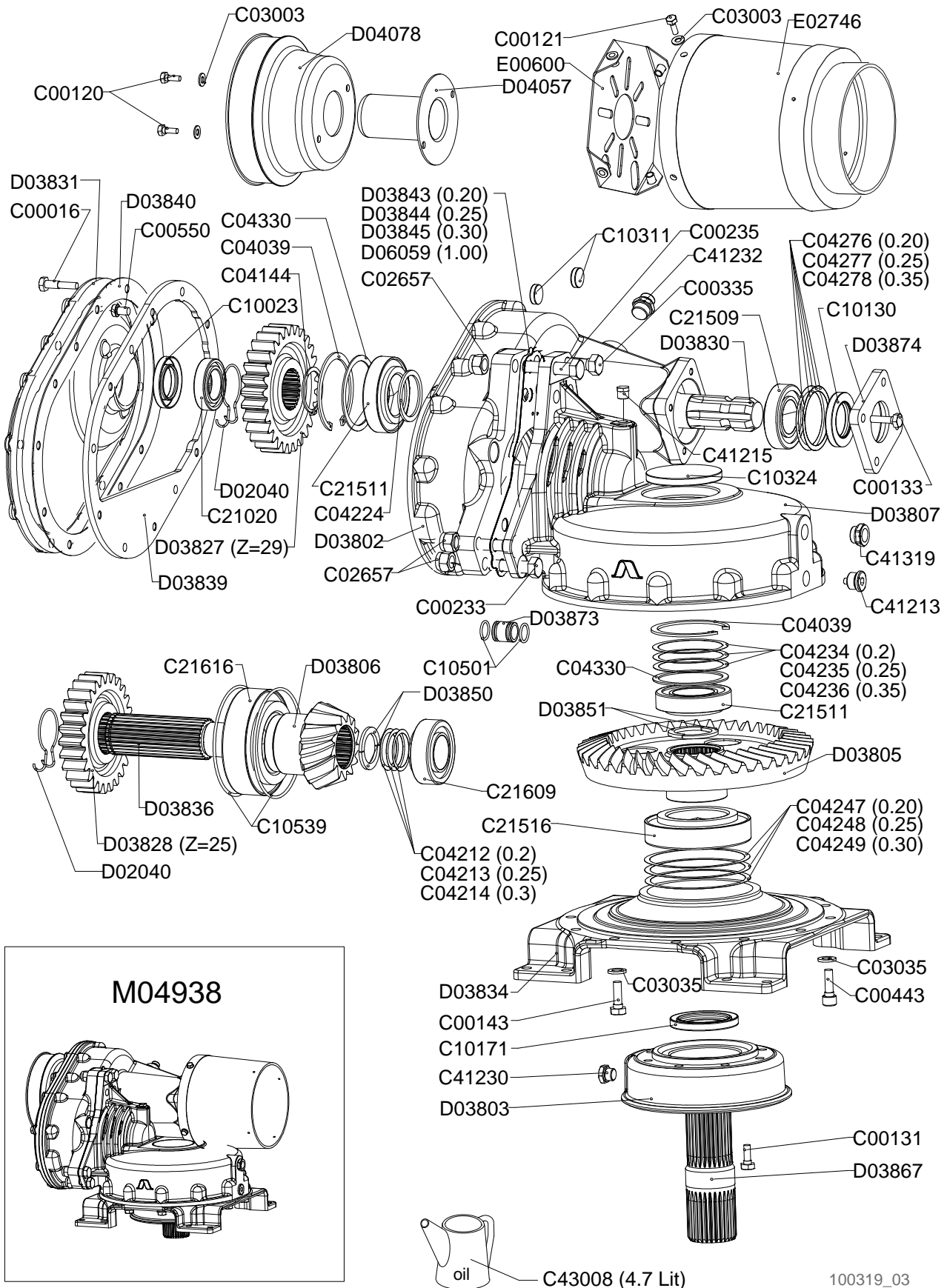
Side right gearbox 500-600-700-800

Boite lateral droite 500-600-700-800

Seitegetriebe rechts 500-600-700-800

Drawing Code: **100319_3**

Accessories:





Cambio laterale destro 500-600-700-800

Side right gearbox 500-600-700-800

Boite lateral droite 500-600-700-800

Seitegetriebe rechts 500-600-700-800

Drawing Code: **100319_3**

Accessories:

N°	Code	Old.	Descrizione / Description	GB	FR	D	E
#	M80A00013	C00016	VITE TE 88 PG FP M10X45 ZINC UNI 5737	SCREW	VIS	SCHRAUBE	TORNILLO
#	M80A00109	C00120	VITE TE 88 PG FT M8X16 ZINC UNI 5739	SCREW	VIS	SCHRAUBE	TORNILLO
#	M80A00110	C00121	VITE TE 88 PG FT M8X20 ZINC UNI 5739	SCREW	VIS	SCHRAUBE	TORNILLO
#	M80A00118	C00131	VITE TE 88 PG FT M10X25 ZINC UNI 5739	SCREW	VIS	SCHRAUBE	TORNILLO
#	M80A00121	C00133	VITE TE 88 PG FT M10X35 ZINC UNI 5739	SCREW	VIS	SCHRAUBE	TORNILLO
#	M80A00130	C00143	VITE TE 88 PG FT M12X35 ZINC UNI 5739	SCREW	VIS	SCHRAUBE	TORNILLO
#	M80A00182	C00233	VITE TE 88 PF FP M16X1,5X60 ZINC UNI 573	SCREW	VIS	SCHRAUBE	TORNILLO
#	M80A00184	C00235	VITE TE 88 PF FP M16X1,5X70 ZINC UNI 573	SCREW	VIS	SCHRAUBE	TORNILLO
#	M80A00217	C00335	VITE TE 88 PF FT M16X1,5X40 ZINC UNI 574	SCREW	VIS	SCHRAUBE	TORNILLO
#	M80A00252	C00443	VITE TCEI PG M12X35 ZINC UNI 5931	SCREW	VIS	SCHRAUBE	TORNILLO
#	M80A00270	C00550	VITE TCEI 8.8 T/RIB. M10X16 DIN7984 ZINC	SCREW	VIS	SCHRAUBE	TORNILLO
#	M85A00089	C02657	DADO AUTOBLOC ALTO 8 M16X1,5 H=18 UNI 7473	NUT	BOULONS	NUT	DADO
#	M90A00005	C03003	RONDELLA PIANA D.8,4 DIN125-A ZINC.	WASHER	RONDELLE	UNTERLEGSCHLEIBE	ARANDELLA
#	M90A00019	C03035	RONDELLA PIANA D.13 DIN 6916 ALTA RESIS.	WASHER	RONDELLE	UNTERLEGSCHLEIBE	ARANDELLA
#	MA0A00014	C04039	SEEGER FORO D.100 UNI 7437	SEEGER	SEEGER	SEEGER	SEEGER
#	MA0A00044	C04144	SEEGER ALBERO D.54 UNI 7435	SEEGER	SEEGER	SEEGER	SEEGER
#	MA5A00011	C04212	SPESSORE REG. 45X55X0.20	THICKNESS	CALES	DICKE	ESPEJOR
#	MA5A00012	C04213	SPESSORE REG. 45X55X0.25	THICKNESS	CALES	DICKE	ESPEJOR
#	MA5A00013	C04214	SPESSORE REG. 45X55X0.30	THICKNESS	CALES	DICKE	ESPEJOR
#	MA5A00024	C04224	SPESSORE REG. 55.2X67.7X3 HRC 44/48	THICKNESS	CALES	DICKE	ESPEJOR
#	MA5A00034	C04234	SPESSORE REG. 85.3X99.8X0.2	THICKNESS	CALES	DICKE	ESPEJOR
#	MA5A00035	C04235	SPESSORE REG. 85.3X99.8X0.25	THICKNESS	CALES	DICKE	ESPEJOR
#	MA5A00036	C04236	SPESSORE REG. 85.3X99.8X0.35	THICKNESS	CALES	DICKE	ESPEJOR
#	MA5A00047	C04247	SPESSORE REG. 125.5X139.5X0.2	THICKNESS	CALES	DICKE	ESPEJOR
#	MA5A00048	C04248	SPESSORE REG. 125.5X139.5X0.25	THICKNESS	CALES	DICKE	ESPEJOR
#	MA5A00049	C04249	SPESSORE REG. 125.5X139.5X0.3	THICKNESS	CALES	DICKE	ESPEJOR
#	MA5A00075	C04276	SPESSORE REG. * 72X85X0.20 (80158)	THICKNESS	CALES	DICKE	ESPEJOR
#	MA5A00076	C04277	SPESSORE REG. * 72X85X0.25 (80159)	THICKNESS	CALES	DICKE	ESPEJOR
#	MA5A00077	C04278	SPESSORE REG. 72X85X0.35 (80160)	THICKNESS	CALES	DICKE	ESPEJOR
#	MA5A00106	C04330	RALLA REG. 85.3X99.7X2	FIFTH WHEEL	RONDELLE	DREHPLATTE	RAYA
#	H00A00011	C10023	PARAOILIO BA D.40X68X10	SEALING RING	JOINT SPI	OELABDICHTUNG	PARAOILIO
#	H00A00049	C10130	PARAOILIO BASL D.45X72X10	SEALING RING	JOINT SPI	OELABDICHTUNG	PARAOILIO
#	H00A00075	C10171	PARAOILIO BASL D.65X90X10	SEALING RING	JOINT SPI	OELABDICHTUNG	PARAOILIO
#	H00A00083	C10311	CAPPELLOTTO D.26X7	PLASTIC GUARD	BACHE	KUNSTSTOFF-DECKEL	SOMBRERETE
#	H00A00090	C10324	CAPPELLOTTO D.100X10	PLASTIC GUARD	BACHE	KUNSTSTOFF-DECKEL	SOMBRERETE
#	H05A00004	C10501	ANELLO OR 128 D.INT.20.63X2.62	RING	AMORTISSEUR	RING	ANILLO
#	H05A00040	C10539	ANELLO OR 4550 D.INT.139.29X3,53	RING	AMORTISSEUR	RING	ANILLO
#	M20A00011	C21020	CUSCINETTO 6008 40X68X15	BEARING	ROULEMENT	KUGELLAGER	COJINETE
#	M20A00072	C21509	CUSCINETTO 32209 45X85X24,75	BEARING	ROULEMENT	KUGELLAGER	COJINETE
#	M20A00074	C21511	CUSCINETTO 32211 55X100X26,75	BEARING	ROULEMENT	KUGELLAGER	COJINETE
#	M20A00077	C21516	CUSCINETTO 32216 80X140X35,25	BEARING	ROULEMENT	KUGELLAGER	COJINETE
#	M20A00082	C21609	CUSCINETTO 33209 45X85X32	BEARING	ROULEMENT	KUGELLAGER	COJINETE
#	M20A00086	C21616	CUSCINETTO 33216 80X140X46	BEARING	ROULEMENT	KUGELLAGER	COJINETE
#	H45A00006	C41213	TAPPO + GUARNIZ SCARICO M22X1.5 MAGNET 8X10 CH10	PLUG	BOUCHON	STOEPSSEL	ENCHUFE
#	H45A00008	C41215	TAPPO CONICO M16X1,5 8X18 CH17 (11/C)	PLUG	BOUCHON	STOEPSSEL	ENCHUFE
#	H65A00002	C41230	TAPPO SFIATO M16X1,5 (30.A) LABIRINTO	PLUG	BOUCHON	STOEPSSEL	ENCHUFE
#	H65A00004	C41232	TAPPO + GUARNIZ SFIATO M22X1,5 (31.A) LABI	PLUG	BOUCHON	STOEPSSEL	ENCHUFE
#	H60A00006	C41319	SPIA LIVELLO GLASS M22X1.5	LIGHT	LUMIERE	WARNLAMPE	INDICADOR
#	L20A00004	C43008	OLIO SINT. GLOBAL MULTIGEAR CBS-A	OIL	HUILE	OEL	ACEITE

Copyright © 2009 Alpego s.p.a. ®

Tutti i diritti sono riservati. È vietata espressamente la ristampa o l'uso non autorizzato senza permesso scritto dalla Alpego s.p.a.

Tous droits réservés. Toute réimpression ou utilisation non autorisée sans la permission écrite de la Alpego s.p.a. est formellement interdite

Alle Rechte vorbehalten. Nachdruck, Vervielfältigung und Verbreitung, auch auszugsweise, ist ohne schriftliche Genehmigung der Alpego s.p.a.

Al rights reserved. Any reprinting or unauthorized use without the written permission of Alpego s.p.a. is expressly prohibited

Todos los derechos reservados. Toda reproducción o uso no autorizado sin el consentimiento escrito de Alpego s.p.a. quedan expresamente prohibidos

19/12/2013

Cambio laterale destro 500-600-700-800

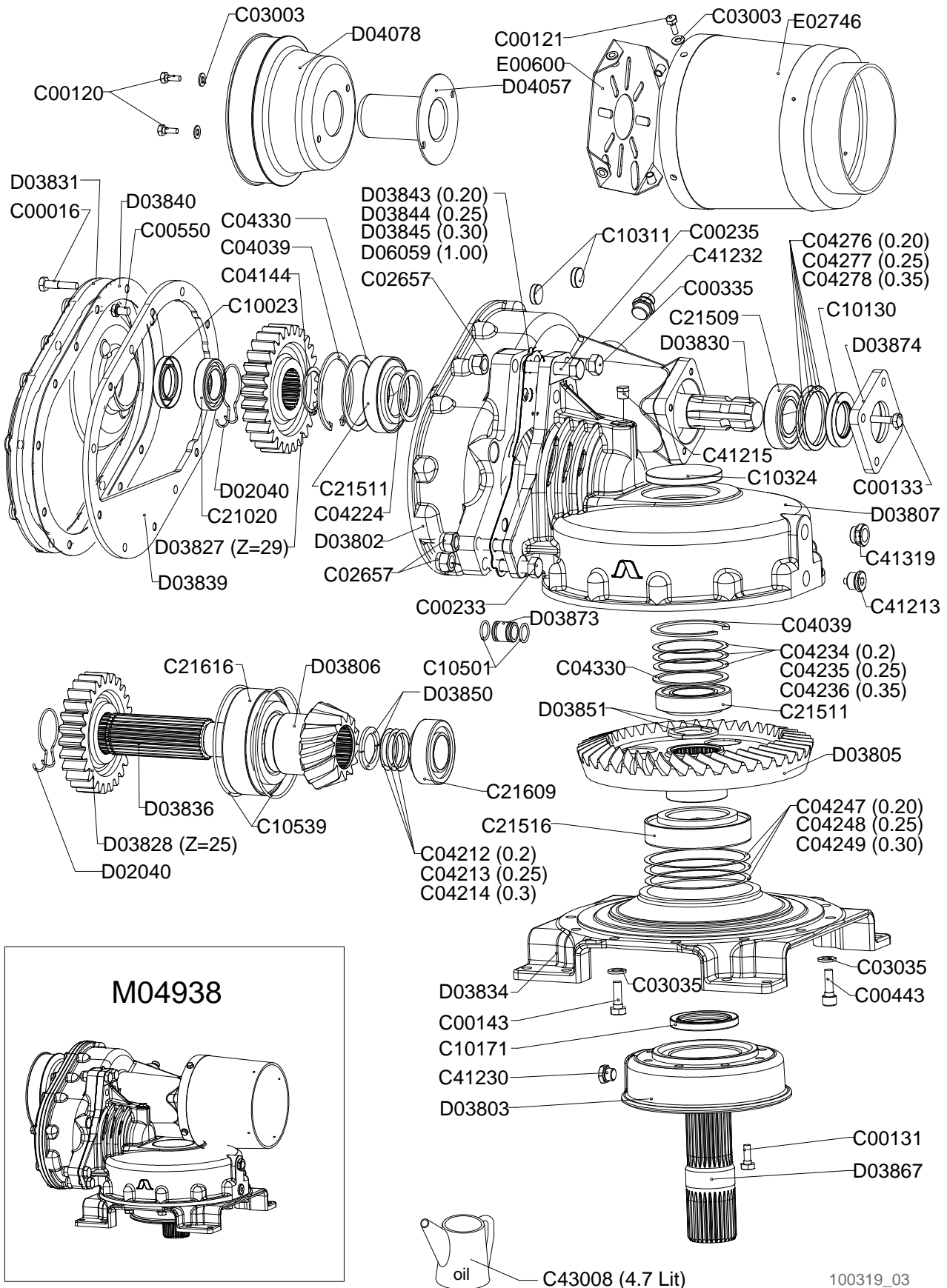
Side right gearbox 500-600-700-800

Boite lateral droite 500-600-700-800

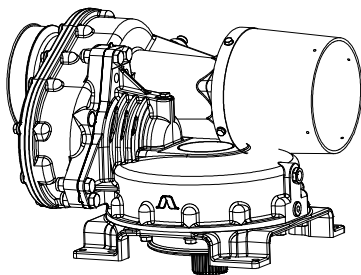
Seitegetriebe rechts 500-600-700-800

Drawing Code: **100319_3**

Accessories:



M04938





Cambio laterale destro 500-600-700-800

Side right gearbox 500-600-700-800

Boite lateral droite 500-600-700-800

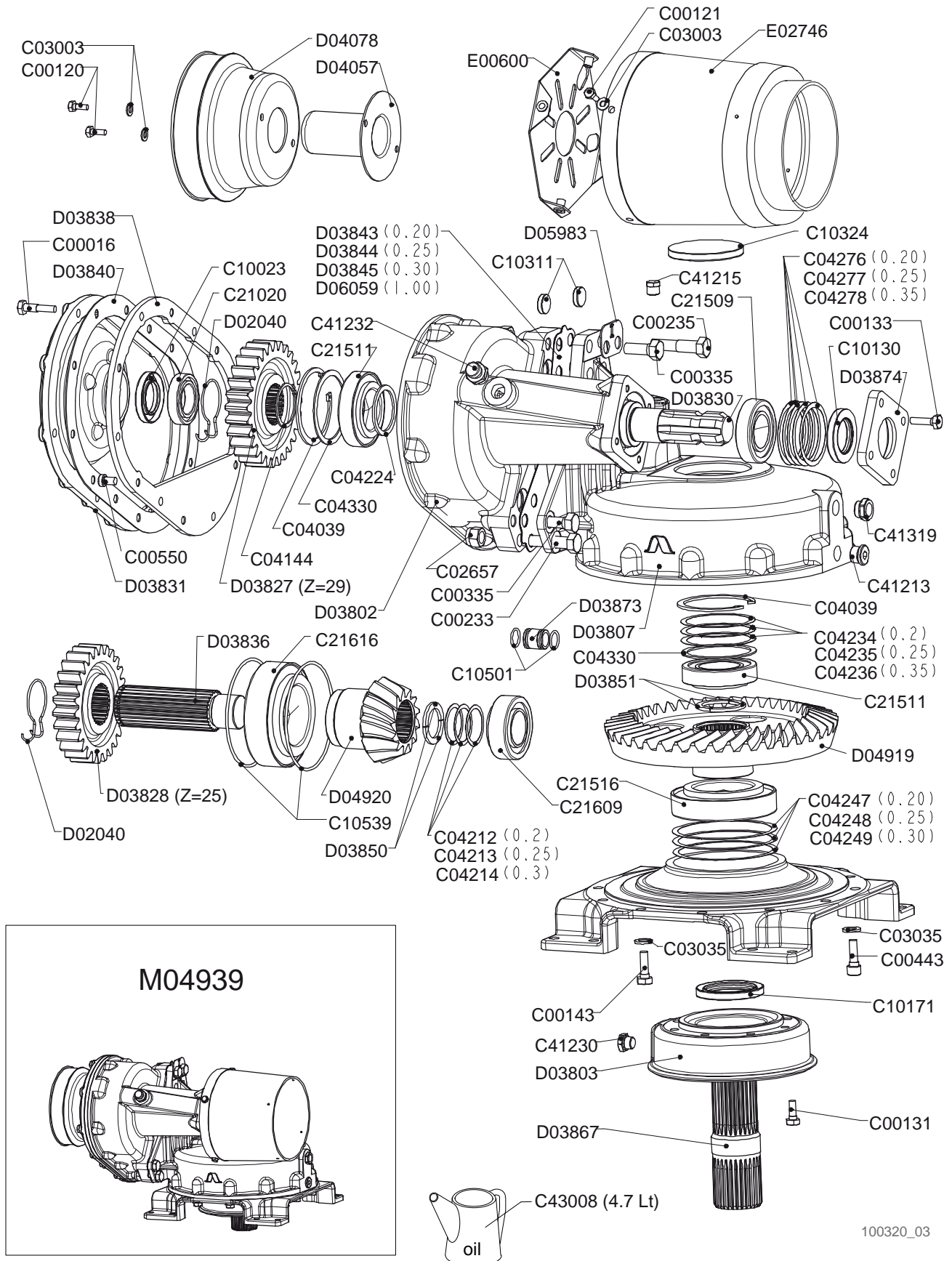
Seitegetriebe rechts 500-600-700-800

Drawing Code:

100319_3

Accessories:

N°	Code	Old.	Descrizione / Description	GB	FR	D	E
#	MF5A00013	D02040	MOLLA DI RITEGNO INGR.LE/DF CAVA D.51.5	SPRING	RESSORT	FEDER	MUELLE
#	C15A00295	D03802	SCATOLA CAMBIO CS/CL 120/190	BOX	BOITE	SCHACTEL	RECUADRO
#	C15A00296	D03803	COPERCHIO INFERIORE CS/CL	LID	COUVERCLE	DECKEL	TAPA
#	M40A00054	D03805	CORONA CONICA ELIC.SIN. Z=41 CS/CL 190	CROWN	COURONNE	KRONE	CORONA
#	M40A00055	D03806	PIGNONE CONICO ELIC.DES. Z=13 CS/CL 190	PINION	PIGNON	RITZEL	PIÑON
#	C15A00298	D03807	TESTA CS/CL 190	HEAD	TETE	KOPF	CABEZA
#	M40A00068	D03827	INGRAN. CAMBIO CS Z=29 (COPPIA 29/25)***	GEAR	ENGRENAGE	ZAHNRAEDER	ENGRANAJE
#	M40A00069	D03828	INGRAN. CAMBIO CS Z=25 (COPPIA 29/25)***	GEAR	ENGRENAGE	ZAHNRAEDER	ENGRANAJE
#	M45A00037	D03830	ALBERO INGRESSO CS 120/190	SHAFT	ARBRE	WELLE	EJE
#	C15A00301	D03831	COPERCHIO POSTERIORE CS 120/190	LID	COUVERCLE	DECKEL	TAPA
#	C15A00304	D03834	BASAMENTO CS/CL 190	BASE	BASE	GRUNDFLAECHE	BASE
#	M45A00039	D03836	ALBERO PIGNONE CS 190	SHAFT	ARBRE	WELLE	EJE
#	C15A00306	D03839	PARETE COPERCHIO CS 120/190 SINISTRO	WALL	MUR	WAND	PARED
#	H30A00017	D03840	GUARNIZ. COPERCHIO CAMBIO CS/CL	GASKET	GARNITURE	DICHTUNG	GUARNICION
#	MA5A00109	D03843	SPESSORE REG. * 0.20 TESTA/CAMBIO CS/CL	THICKNESS	CALES	DICKE	ESPESOR
#	MA5A00110	D03844	SPESSORE REG. * 0.25 TESTA/CAMBIO CS/CL	THICKNESS	CALES	DICKE	ESPESOR
#	MA5A00111	D03845	SPESSORE REG. * 0.30 TESTA/CAMBIO CS/CL	THICKNESS	CALES	DICKE	ESPESOR
#	C15A00310	D03850	SEMIANELLO D.40X56X4 CS/CL	-	-	-	-
#	C15A00311	D03851	SEMIANELLO D.50X66X4 CS/CL	-	-	-	-
#	M45A00043	D03867	ALBERO USCITA CS/CL 190 (DH/DX)	SHAFT	ARBRE	WELLE	EJE
#	C15A00312	D03873	DIST. D.26-21,8 D.18,9***	SPACER	ENTRETOISE	ABSTANDSTUECK	ESPACIADORES
#	C15A00313	D03874	COPERCHIO ALB. INGRES. CS/CL 120/190 ***	LID	COUVERCLE	DECKEL	TAPA
#	G10A00043	D04057	PROT. P.D.F. DE56X105 FLANGIA D.120	PROTECTION	PROTECTION	SCHUTZ	PROTECCIÓN
#	G10A00044	D04078	PROT. DE200X110 2 FORI D.9X105	PROTECTION	PROTECTION	SCHUTZ	PROTECCIÓN
#	MA5A00116	D06059	SPESSORE REG. 1MM TESTA/CAMBIO CS/CL	THICKNESS	CALES	DICKE	ESPESOR
#	C20A00034	E00600	FONDELLO PROTEZIONE COMPLETO	BOTTOM	FOND	BODEN	FONDO
#	G10A00071	E02746	PROTEZIONE CARDANO PROLUNGATA	PROTECTION	PROTECTION	SCHUTZ	PROTECCIÓN
#	M65A00058	M04938	CAMBIO DX DESTRO CS 190 25/29	GEAR SHIFT	BOITE DE VITESSE	WECHSELGETRIEBE	CAMBIO





Cambio laterale sinistro 500-600-700-800

Side left gearbox 500-600-700-800

Boite lateral gauche 500-600-700-800

Seite getriebe links 500-600-700-800

Drawing Code:

100320_3

Accessories:

N°	Code	Old.	Descrizione / Description	GB	FR	D	E
#	M80A00013	C00016	VITE TE 88 PG FP M10X45 ZINC UNI 5737	SCREW	VIS	SCHRAUBE	TORNILLO
#	M80A00109	C00120	VITE TE 88 PG FT M8X16 ZINC UNI 5739	SCREW	VIS	SCHRAUBE	TORNILLO
#	M80A00110	C00121	VITE TE 88 PG FT M8X20 ZINC UNI 5739	SCREW	VIS	SCHRAUBE	TORNILLO
#	M80A00118	C00131	VITE TE 88 PG FT M10X25 ZINC UNI 5739	SCREW	VIS	SCHRAUBE	TORNILLO
#	M80A00121	C00133	VITE TE 88 PG FT M10X35 ZINC UNI 5739	SCREW	VIS	SCHRAUBE	TORNILLO
#	M80A00130	C00143	VITE TE 88 PG FT M12X35 ZINC UNI 5739	SCREW	VIS	SCHRAUBE	TORNILLO
#	M80A00182	C00233	VITE TE 88 PF FP M16X1,5X60 ZINC UNI 573	SCREW	VIS	SCHRAUBE	TORNILLO
#	M80A00184	C00235	VITE TE 88 PF FP M16X1,5X70 ZINC UNI 573	SCREW	VIS	SCHRAUBE	TORNILLO
#	M80A00217	C00335	VITE TE 88 PF FT M16X1,5X40 ZINC UNI 574	SCREW	VIS	SCHRAUBE	TORNILLO
#	M80A00252	C00443	VITE TCEI PG M12X35 ZINC UNI 5931	SCREW	VIS	SCHRAUBE	TORNILLO
#	M80A00270	C00550	VITE TCEI 8.8 T/RIB. M10X16 DIN7984 ZINC	SCREW	VIS	SCHRAUBE	TORNILLO
#	M85A00089	C02657	DADO AUTOBLOC ALTO 8 M16X1,5 H=18 UNI 7473	NUT	BOULONS	NUT	DADO
#	M90A00005	C03003	RONDELLA PIANA D.8,4 DIN125-A ZINC.	WASHER	RONDELLE	UNTERLEGSCHLEIBE	ARANDELLA
#	M90A00019	C03035	RONDELLA PIANA D.13 DIN 6916 ALTA RESIS.	WASHER	RONDELLE	UNTERLEGSCHLEIBE	ARANDELLA
#	MA0A00014	C04039	SEEGER FORO D.100 UNI 7437	SEEGER	SEEGER	SEEGER	SEEGER
#	MA0A00044	C04144	SEEGER ALBERO D.54 UNI 7435	SEEGER	SEEGER	SEEGER	SEEGER
#	MA5A00011	C04212	SPESSORE REG. 45X55X0.20	THICKNESS	CALES	DICKE	ESPESSOR
#	MA5A00012	C04213	SPESSORE REG. 45X55X0.25	THICKNESS	CALES	DICKE	ESPESSOR
#	MA5A00013	C04214	SPESSORE REG. 45X55X0.30	THICKNESS	CALES	DICKE	ESPESSOR
#	MA5A00024	C04224	SPESSORE REG. 55.2X67.7X3 HRC 44/48	THICKNESS	CALES	DICKE	ESPESSOR
#	MA5A00034	C04234	SPESSORE REG. 85.3X99.8X0.2	THICKNESS	CALES	DICKE	ESPESSOR
#	MA5A00035	C04235	SPESSORE REG. 85.3X99.8X0.25	THICKNESS	CALES	DICKE	ESPESSOR
#	MA5A00036	C04236	SPESSORE REG. 85.3X99.8X0.35	THICKNESS	CALES	DICKE	ESPESSOR
#	MA5A00047	C04247	SPESSORE REG. 125.5X139.5X0.2	THICKNESS	CALES	DICKE	ESPESSOR
#	MA5A00048	C04248	SPESSORE REG. 125.5X139.5X0.25	THICKNESS	CALES	DICKE	ESPESSOR
#	MA5A00049	C04249	SPESSORE REG. 125.5X139.5X0.3	THICKNESS	CALES	DICKE	ESPESSOR
#	MA5A00075	C04276	SPESSORE REG. * 72X85X0.20 (80158)	THICKNESS	CALES	DICKE	ESPESSOR
#	MA5A00076	C04277	SPESSORE REG. * 72X85X0.25 (80159)	THICKNESS	CALES	DICKE	ESPESSOR
#	MA5A00077	C04278	SPESSORE REG. 72X85X0.35 (80160)	THICKNESS	CALES	DICKE	ESPESSOR
#	MA5A00106	C04330	RALLA REG. 85.3X99.7X2	FIFTH WHEEL	RONDELLE	DREHPLATTE	RAYA
#	H00A00011	C10023	PARAOLIO BA D.40X68X10	SEALING RING	JOINT SPI	OELABDICHTUNG	PARAOLIO
#	H00A00049	C10130	PARAOLIO BASL D.45X72X10	SEALING RING	JOINT SPI	OELABDICHTUNG	PARAOLIO
#	H00A00075	C10171	PARAOLIO BASL D.65X90X10	SEALING RING	JOINT SPI	OELABDICHTUNG	PARAOLIO
#	H00A00083	C10311	CAPPELLOTTO D.26X7	PLASTIC GUARD	BACHE	KUNSTSTOFF-DECKEL	SOMBRERETE
#	H00A00090	C10324	CAPPELLOTTO D.100X10	PLASTIC GUARD	BACHE	KUNSTSTOFF-DECKEL	SOMBRERETE
#	H05A00004	C10501	ANELLO OR 128 D.INT.20.63X2.62	RING	AMORTISSEUR	RING	ANILLO
#	H05A00040	C10539	ANELLO OR 4550 D.INT.139.29X3,53	RING	AMORTISSEUR	RING	ANILLO
#	M20A00011	C21020	CUSCINETTO 6008 40X68X15	BEARING	ROULEMENT	KUGELLAGER	COJINETE
#	M20A00072	C21509	CUSCINETTO 32209 45X85X24,75	BEARING	ROULEMENT	KUGELLAGER	COJINETE
#	M20A00074	C21511	CUSCINETTO 32211 55X100X26,75	BEARING	ROULEMENT	KUGELLAGER	COJINETE
#	M20A00077	C21516	CUSCINETTO 32216 80X140X35,25	BEARING	ROULEMENT	KUGELLAGER	COJINETE
#	M20A00082	C21609	CUSCINETTO 33209 45X85X32	BEARING	ROULEMENT	KUGELLAGER	COJINETE
#	M20A00086	C21616	CUSCINETTO 33216 80X140X46	BEARING	ROULEMENT	KUGELLAGER	COJINETE
#	H45A00006	C41213	TAPPO + GUARNIZ SCARICO M22X1.5 MAGNET 8X10 CH10	PLUG	BOUCHON	STOEPSSEL	ENCHUFE
#	H45A00008	C41215	TAPPO CONICO M16X1,5 8X18 CH17 (11/C)	PLUG	BOUCHON	STOEPSSEL	ENCHUFE
#	H65A00002	C41230	TAPPO SFIATO M16X1,5 (30.A) LABIRINTO	PLUG	BOUCHON	STOEPSSEL	ENCHUFE
#	H65A00004	C41232	TAPPO + GUARNIZ SFIATO M22X1,5 (31.A) LABI	PLUG	BOUCHON	STOEPSSEL	ENCHUFE
#	H60A00006	C41319	SPIA LIVELLO GLASS M22X1.5	LIGHT	LUMIERE	WARNLAMPE	INDICADOR
#	L20A00004	C43008	OLIO SINT. GLOBAL MULTIGEAR CBS-A	OIL	HUILE	OEL	ACEITE

Copyright © 2009 Alpego s.p.a. ®

Tutti i diritti sono riservati. È vietata espressamente la ristampa o l'uso non autorizzato senza permesso scritto dalla Alpego s.p.a.

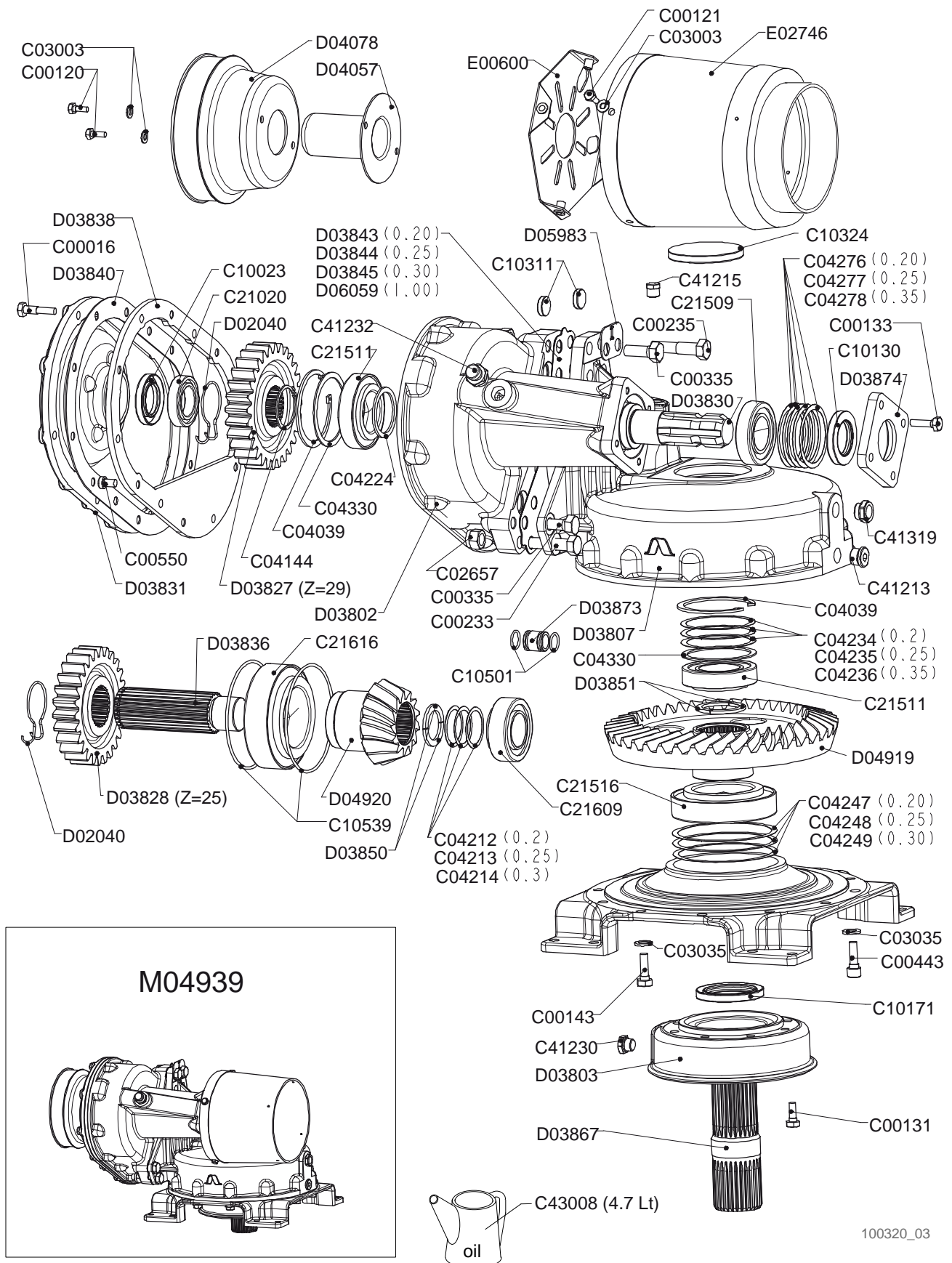
Tous droits réservés. Toute réimpression ou utilisation non autorisée sans la permission écrite de la Alpego s.p.a. est formellement interdite

Alle Rechte vorbehalten. Nachdruck, Vervielfältigung und Verbreitung, auch auszugsweise, ist ohne schriftliche Genehmigung der Alpego s.p.a.

Al rights reserved. Any reprinting or unauthorized use without the written permission of Alpego s.p.a. is expressly prohibited

Todos los derechos reservados. Toda reproducción o uso no autorizado sin el consentimiento escrito de Alpego s.p.a. quedan expresamente prohibidos

19/12/2013





Cambio laterale sinistro 500-600-700-800

Side left gearbox 500-600-700-800

Boite lateral gauche 500-600-700-800

Seite getriebe links 500-600-700-800

Drawing Code:

100320_3

Accessories:

N°	Code	Old.	Descrizione / Description	GB	FR	D	E
#	MF5A00013	D02040	MOLLA DI RITEGNO INGR.LE/DF CAVA D.51.5	SPRING	RESSORT	FEDER	MUELLE
#	C15A00295	D03802	SCATOLA CAMBIO CS/CL 120/190	BOX	BOITE	SCHACTEL	RECUADRO
#	C15A00296	D03803	COPERCHIO INFERIORE CS/CL	LID	COUVERCLE	DECKEL	TAPA
#	C15A00298	D03807	TESTA CS/CL 190	HEAD	TETE	KOPF	CABEZA
#	M40A00068	D03827	INGRAN. CAMBIO CS Z=29 (COPPIA 29/25)***	GEAR	ENGRENAGE	ZAHNRAEDER	ENGRANAJE
#	M40A00069	D03828	INGRAN. CAMBIO CS Z=25 (COPPIA 29/25)***	GEAR	ENGRENAGE	ZAHNRAEDER	ENGRANAJE
#	M45A00037	D03830	ALBERO INGRESSO CS 120/190	SHAFT	ARBRE	WELLE	EJE
#	C15A00301	D03831	COPERCHIO POSTERIORE CS 120/190	LID	COUVERCLE	DECKEL	TAPA
#	M45A00039	D03836	ALBERO PIGNONE CS 190	SHAFT	ARBRE	WELLE	EJE
#	C15A00305	D03838	PARETE COPERCHIO CS 120/190 DESTRO	WALL	MUR	WAND	PARED
#	H30A00017	D03840	GUARNIZ. COPERCHIO CAMBIO CS/CL	GASKET	GARNITURE	DICHTUNG	GUARNICION
#	MA5A00109	D03843	SPESSORE REG. * 0.20 TESTA/CAMBIO CS/CL	THICKNESS	CALES	DICKE	ESPESOR
#	MA5A00110	D03844	SPESSORE REG. * 0.25 TESTA/CAMBIO CS/CL	THICKNESS	CALES	DICKE	ESPESOR
#	MA5A00111	D03845	SPESSORE REG. * 0.30 TESTA/CAMBIO CS/CL	THICKNESS	CALES	DICKE	ESPESOR
#	C15A00310	D03850	SEMIANELLO D.40X56X4 CS/CL	-	-	-	-
#	C15A00311	D03851	SEMIANELLO D.50X66X4 CS/CL	-	-	-	-
#	M45A00043	D03867	ALBERO USCITA CS/CL 190 (DH/DX)	SHAFT	ARBRE	WELLE	EJE
#	C15A00312	D03873	DIST. D.26-21,8 D.18,9***	SPACER	ENTRETOISE	ABSTANDSTUECK	ESPACIADORES
#	C15A00313	D03874	COPERCHIO ALB. INGRES. CS/CL 120/190 ***	LID	COUVERCLE	DECKEL	TAPA
#	G10A00043	D04057	PROT. P.D.F. DE56X105 FLANGIA D.120	PROTECTION	PROTECTION	SCHUTZ	PROTECCIÓN
#	G10A00044	D04078	PROT. DE200X110 2 FORI D.9X105	PROTECTION	PROTECTION	SCHUTZ	PROTECCIÓN
#	M40A00083	D04919	CORONA CONIC EL.DES.Z=41 CS 190 INVERS	CROWN	COURONNE	KRONE	CORONA
#	M40A00084	D04920	PIGNONE CONIC EL.SIN.Z=13 CS 190 INVERS	PINION	PIGNON	RITZEL	PIÑON
#	C05A05079	D05983	TARGHETTA GRUPPO INVERSO	PLATE	PLAQUE	SCHILD	TARGA
#	MA5A00116	D06059	SPESSORE REG. 1MM TESTA/CAMBIO CS/CL	THICKNESS	CALES	DICKE	ESPESOR
#	C20A00034	E00600	FONDELLO PROTEZIONE COMPLETO	BOTTOM	FOND	BODEN	FONDO
#	G10A00071	E02746	PROTEZIONE CARDANO PROLUNGATA	PROTECTION	PROTECTION	SCHUTZ	PROTECCIÓN
#	M65A00059	M04939	CAMBIO DX SINISTRO CS 190 25/29 INVERSO	GEAR SHIFT	BOITE DE VITESSE	WECHSELGETRIEBE	CAMBIO

Cambio laterale destro 450

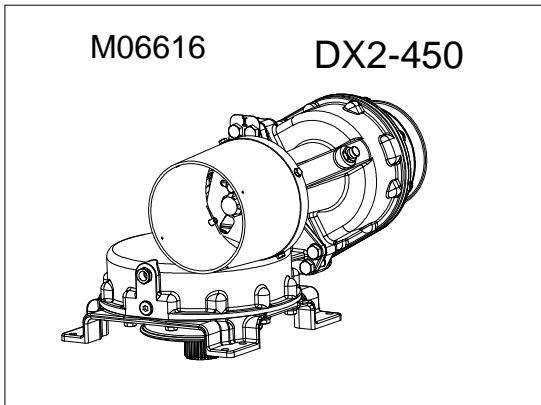
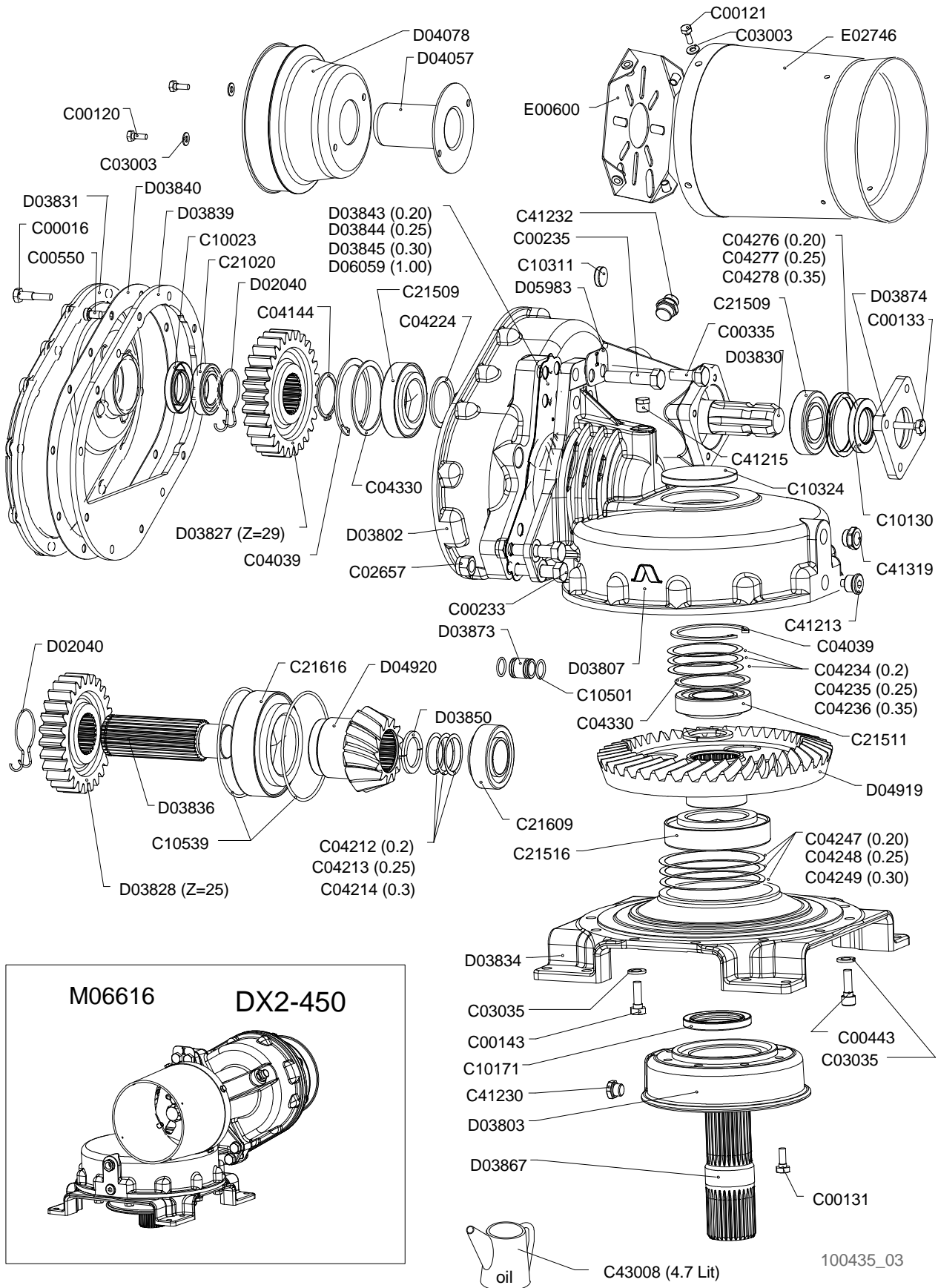
Side right gearbox 450

Boite lateral droite 450

Seite getriebe rechts 450

Drawing Code: **100435_3**

Accessories:





Cambio laterale destro 450

Side right gearbox 450

Boite lateral droite 450

Seite getriebe rechts 450

Drawing Code:

100435_3

Accessories:

N°	Code	Old.	Descrizione / Description	GB	FR	D	E
#	M80A00013	C00016	VITE TE 88 PG FP M10X45 ZINC UNI 5737	SCREW	VIS	SCHRAUBE	TORNILLO
#	M80A00109	C00120	VITE TE 88 PG FT M8X16 ZINC UNI 5739	SCREW	VIS	SCHRAUBE	TORNILLO
#	M80A00110	C00121	VITE TE 88 PG FT M8X20 ZINC UNI 5739	SCREW	VIS	SCHRAUBE	TORNILLO
#	M80A00118	C00131	VITE TE 88 PG FT M10X25 ZINC UNI 5739	SCREW	VIS	SCHRAUBE	TORNILLO
#	M80A00121	C00133	VITE TE 88 PG FT M10X35 ZINC UNI 5739	SCREW	VIS	SCHRAUBE	TORNILLO
#	M80A00130	C00143	VITE TE 88 PG FT M12X35 ZINC UNI 5739	SCREW	VIS	SCHRAUBE	TORNILLO
#	M80A00182	C00233	VITE TE 88 PF FP M16X1,5X60 ZINC UNI 573	SCREW	VIS	SCHRAUBE	TORNILLO
#	M80A00184	C00235	VITE TE 88 PF FP M16X1,5X70 ZINC UNI 573	SCREW	VIS	SCHRAUBE	TORNILLO
#	M80A00217	C00335	VITE TE 88 PF FT M16X1,5X40 ZINC UNI 574	SCREW	VIS	SCHRAUBE	TORNILLO
#	M80A00252	C00443	VITE TCEI PG M12X35 ZINC UNI 5931	SCREW	VIS	SCHRAUBE	TORNILLO
#	M80A00270	C00550	VITE TCEI 8.8 T/RIB. M10X16 DIN7984 ZINC	SCREW	VIS	SCHRAUBE	TORNILLO
#	M85A00089	C02657	DADO AUTOBLOC ALTO 8 M16X1,5 H=18 UNI 7473	NUT	BOULONS	NUT	DADO
#	M90A00005	C03003	RONDELLA PIANA D.8,4 DIN125-A ZINC.	WASHER	RONDELLE	UNTERLEGSSCHEIBE	ARANDELLA
#	M90A00019	C03035	RONDELLA PIANA D.13 DIN 6916 ALTA RESIS.	WASHER	RONDELLE	UNTERLEGSSCHEIBE	ARANDELLA
#	MA0A00014	C04039	SEEGER FORO D.100 UNI 7437	SEEGER	SEEGER	SEEGER	SEEGER
#	MA0A00044	C04144	SEEGER ALBERO D.54 UNI 7435	SEEGER	SEEGER	SEEGER	SEEGER
#	MA5A00011	C04212	SPESSORE REG. 45X55X0.20	THICKNESS	CALES	DICKE	ESPEJOR
#	MA5A00012	C04213	SPESSORE REG. 45X55X0.25	THICKNESS	CALES	DICKE	ESPEJOR
#	MA5A00013	C04214	SPESSORE REG. 45X55X0.30	THICKNESS	CALES	DICKE	ESPEJOR
#	MA5A00024	C04224	SPESSORE REG. 55.2X67.7X3 HRC 44/48	THICKNESS	CALES	DICKE	ESPEJOR
#	MA5A00034	C04234	SPESSORE REG. 85.3X99.8X0.2	THICKNESS	CALES	DICKE	ESPEJOR
#	MA5A00035	C04235	SPESSORE REG. 85.3X99.8X0.25	THICKNESS	CALES	DICKE	ESPEJOR
#	MA5A00036	C04236	SPESSORE REG. 85.3X99.8X0.35	THICKNESS	CALES	DICKE	ESPEJOR
#	MA5A00047	C04247	SPESSORE REG. 125.5X139.5X0.2	THICKNESS	CALES	DICKE	ESPEJOR
#	MA5A00048	C04248	SPESSORE REG. 125.5X139.5X0.25	THICKNESS	CALES	DICKE	ESPEJOR
#	MA5A00049	C04249	SPESSORE REG. 125.5X139.5X0.3	THICKNESS	CALES	DICKE	ESPEJOR
#	MA5A00075	C04276	SPESSORE REG. * 72X85X0.20 (80158)	THICKNESS	CALES	DICKE	ESPEJOR
#	MA5A00076	C04277	SPESSORE REG. * 72X85X0.25 (80159)	THICKNESS	CALES	DICKE	ESPEJOR
#	MA5A00077	C04278	SPESSORE REG. 72X85X0.35 (80160)	THICKNESS	CALES	DICKE	ESPEJOR
#	MA5A00106	C04330	RALLA REG. 85.3X99.7X2	FIFTH WHEEL	RONDELLE	DREHPLATTE	RAYA
#	H00A00011	C10023	PARAOILIO BA D.40X68X10	SEALING RING	JOINT SPI	OELABDICHTUNG	PARAOILIO
#	H00A00049	C10130	PARAOILIO BASL D.45X72X10	SEALING RING	JOINT SPI	OELABDICHTUNG	PARAOILIO
#	H00A00075	C10171	PARAOILIO BASL D.65X90X10	SEALING RING	JOINT SPI	OELABDICHTUNG	PARAOILIO
#	H00A00083	C10311	CAPPELLOTTO D.26X7	PLASTIC GUARD	BACHE	KUNSTSTOFF-DECKEL	SOMBRERETE
#	H00A00090	C10324	CAPPELLOTTO D.100X10	PLASTIC GUARD	BACHE	KUNSTSTOFF-DECKEL	SOMBRERETE
#	H05A00004	C10501	ANELLO OR 128 D.INT.20.63X2.62	RING	AMORTISSEUR	RING	ANILLO
#	H05A00040	C10539	ANELLO OR 4550 D.INT.139.29X3,53	RING	AMORTISSEUR	RING	ANILLO
#	M20A00011	C21020	CUSCINETTO 6008 40X68X15	BEARING	ROULEMENT	KUGELLAGER	COJINETE
#	M20A00072	C21509	CUSCINETTO 32209 45X85X24,75	BEARING	ROULEMENT	KUGELLAGER	COJINETE
#	M20A00074	C21511	CUSCINETTO 32211 55X100X26,75	BEARING	ROULEMENT	KUGELLAGER	COJINETE
#	M20A00077	C21516	CUSCINETTO 32216 80X140X35,25	BEARING	ROULEMENT	KUGELLAGER	COJINETE
#	M20A00082	C21609	CUSCINETTO 33209 45X85X32	BEARING	ROULEMENT	KUGELLAGER	COJINETE
#	M20A00086	C21616	CUSCINETTO 33216 80X140X46	BEARING	ROULEMENT	KUGELLAGER	COJINETE
#	H45A00006	C41213	TAPPO + GUARNIZ SCARICO M22X1.5 MAGNET 8X10 CH10	PLUG	BOUCHON	STOEPSSEL	ENCHUFE
#	H45A00008	C41215	TAPPO CONICO M16X1,5 8X18 CH17 (11/C)	PLUG	BOUCHON	STOEPSSEL	ENCHUFE
#	H65A00002	C41230	TAPPO SFIATO M16X1,5 (30.A) LABIRINTO	PLUG	BOUCHON	STOEPSSEL	ENCHUFE
#	H65A00004	C41232	TAPPO + GUARNIZ SFIATO M22X1,5 (31.A) LABI	PLUG	BOUCHON	STOEPSSEL	ENCHUFE
#	H60A00006	C41319	SPIA LIVELLO GLASS M22X1.5	LIGHT	LUMIERE	WARNLAMPE	INDICADOR
#	L20A00004	C43008	OLIO SINT. GLOBAL MULTIGEAR CBS-A	OIL	HUILE	OEL	ACEITE

Copyright © 2009 Alpego s.p.a. ®

Tutti i diritti sono riservati. È vietata espressamente la ristampa o l'uso non autorizzato senza permesso scritto dalla Alpego s.p.a.

Tous droits réservés. Toute réimpression ou utilisation non autorisée sans la permission écrite de la Alpego s.p.a. est formellement interdite

Alle Rechte vorbehalten. Nachdruck, Vervielfältigung und Verbreitung, auch auszugsweise, ist ohne schriftliche Genehmigung der Alpego s.p.a.

All rights reserved. Any reprinting or unauthorized use without the written permission of Alpego s.p.a. is expressly prohibited

Todos los derechos reservados. Toda reproducción o uso no autorizado sin el consentimiento escrito de Alpego s.p.a. quedan expresamente prohibidos

19/12/2013

Cambio laterale destro 450

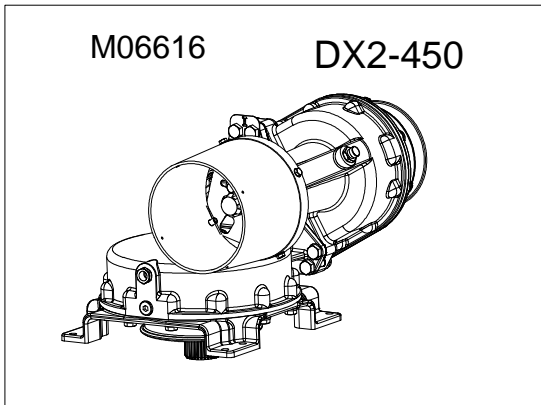
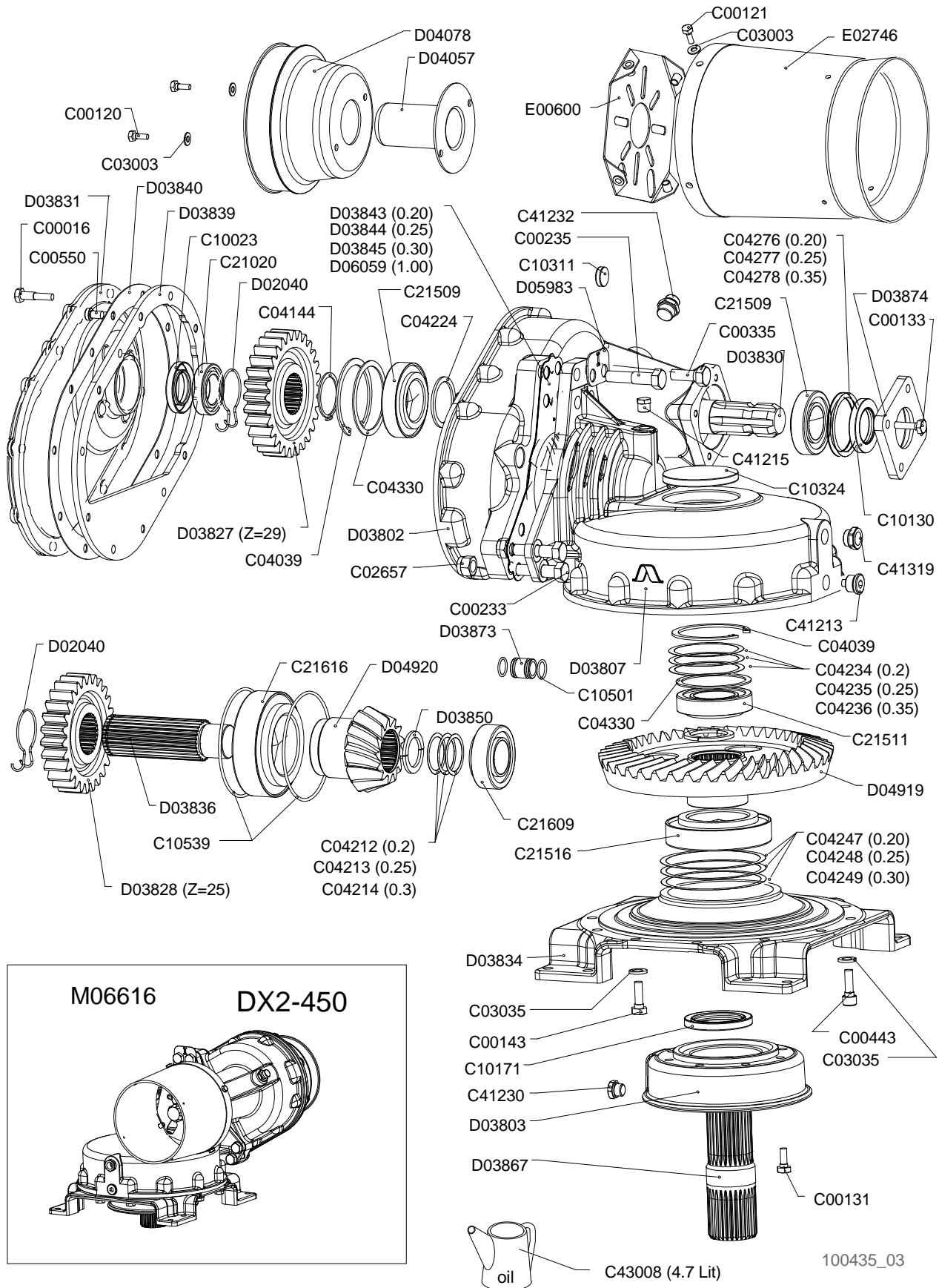
Side right gearbox 450

Boite lateral droite 450

Seite getriebe rechts 450

Drawing Code: **100435_3**

Accessories:





Cambio laterale destro 450

Side right gearbox 450

Boite lateral droite 450

Seite getriebe rechts 450

Drawing Code:

100435_3

Accessories:

N°	Code	Old.	Descrizione / Description
#	MF5A00013	D02040	MOLLA DI RITEGNO INGR.LE/DF CAVA D.51.5
#	C15A00295	D03802	SCATOLA CAMBIO CS/CL 120/190
#	C15A00296	D03803	COPERCHIO INFERIORE CS/CL
#	C15A00298	D03807	TESTA CS/CL 190
#	M40A00068	D03827	INGRAN. CAMBIO CS Z=29 (COPPIA 29/25)***
#	M40A00069	D03828	INGRAN. CAMBIO CS Z=25 (COPPIA 29/25)***
#	M45A00037	D03830	ALBERO INGRESSO CS 120/190
#	C15A00301	D03831	COPERCHIO POSTERIORE CS 120/190
#	C15A00304	D03834	BASAMENTO CS/CL 190
#	M45A00039	D03836	ALBERO PIGNONE CS 190
#	C15A00306	D03839	PARETE COPERCHIO CS 120/190 SINISTRO
#	H30A00017	D03840	GUARNIZ. COPERCHIO CAMBIO CS/CL
#	MA5A00109	D03843	SPESSORE REG. * 0.20 TESTA/CAMBIO CS/CL
#	MA5A00110	D03844	SPESSORE REG. * 0.25 TESTA/CAMBIO CS/CL
#	MA5A00111	D03845	SPESSORE REG. * 0.30 TESTA/CAMBIO CS/CL
#	C15A00310	D03850	SEMIANELLO D.40X56X4 CS/CL
#	M45A00043	D03867	ALBERO USCITA CS/CL 190 (DH/DX)
#	C15A00312	D03873	DIST. D.26-21,8 D.18,9***
#	C15A00313	D03874	COPERCHIO ALB. INGRES. CS/CL 120/190 ***
#	G10A00043	D04057	PROT. P.D.F. DE56X105 FLANGIA D.120
#	G10A00044	D04078	PROT. DE200X110 2 FORI D.9X105
#	M40A00083	D04919	CORONA CONIC EL.DES.Z=41 CS 190 INVERS
#	M40A00084	D04920	PIGNONE CONIC EL.SIN.Z=13 CS 190 INVERS
#	C05A05079	D05983	TARGHETTA GRUPPO INVERSO
#	MA5A00116	D06059	SPESSORE REG. 1MM TESTA/CAMBIO CS/CL
#	C20A00034	E00600	FONDELLO PROTEZIONE COMPLETO
#	G10A00071	E02746	PROTEZIONE CARDANO PROLUNGATA
#	M65A00075	M06616	CAMBIO DX-450 DES. CS 190 29/25 INVERSO

GB	FR	D	E
SPRING	RESSORT	FEDER	MUELLE
BOX	BOITE	SCHACTEL	RECUADRO
LID	COUVERCLE	DECKEL	TAPA
HEAD	TETE	KOPF	CABEZA
GEAR	ENGRENAGE	ZAHNRAEDER	ENGRANAJE
GEAR	ENGRENAGE	ZAHNRAEDER	ENGRANAJE
SHAFT	ARBRE	WELLE	EJE
LID	COUVERCLE	DECKEL	TAPA
BASE	BASE	GRUNDFLAECHE	BASE
SHAFT	ARBRE	WELLE	EJE
WALL	MUR	WAND	PARED
GASKET	GARNITURE	DICHTUNG	GUARNICION
THICKNESS	CALES	DICKE	ESPESOR
THICKNESS	CALES	DICKE	ESPESOR
THICKNESS	CALES	DICKE	ESPESOR
-	-	-	-
SHAFT	ARBRE	WELLE	EJE
SPACER	ENTRETOISE	ABSTANDSTUECK	ESPACIADORES
LID	COUVERCLE	DECKEL	TAPA
PROTECTION	PROTECTION	SCHUTZ	PROTECCIÓN
PROTECTION	PROTECTION	SCHUTZ	PROTECCIÓN
CROWN	COURONNE	KRONE	CORONA
PINION	PIGNON	RITZEL	PIÑON
PLATE	PLAQUE	SCHILD	TARGA
THICKNESS	CALES	DICKE	ESPESOR
BOTTOM	FOND	BODEN	FONDO
PROTECTION	PROTECTION	SCHUTZ	PROTECCIÓN
GEAR SHIFT	BOITE DE VITESSE	WECHSELGETRIEBE	CAMBIO

Cambio laterale sinistro 450

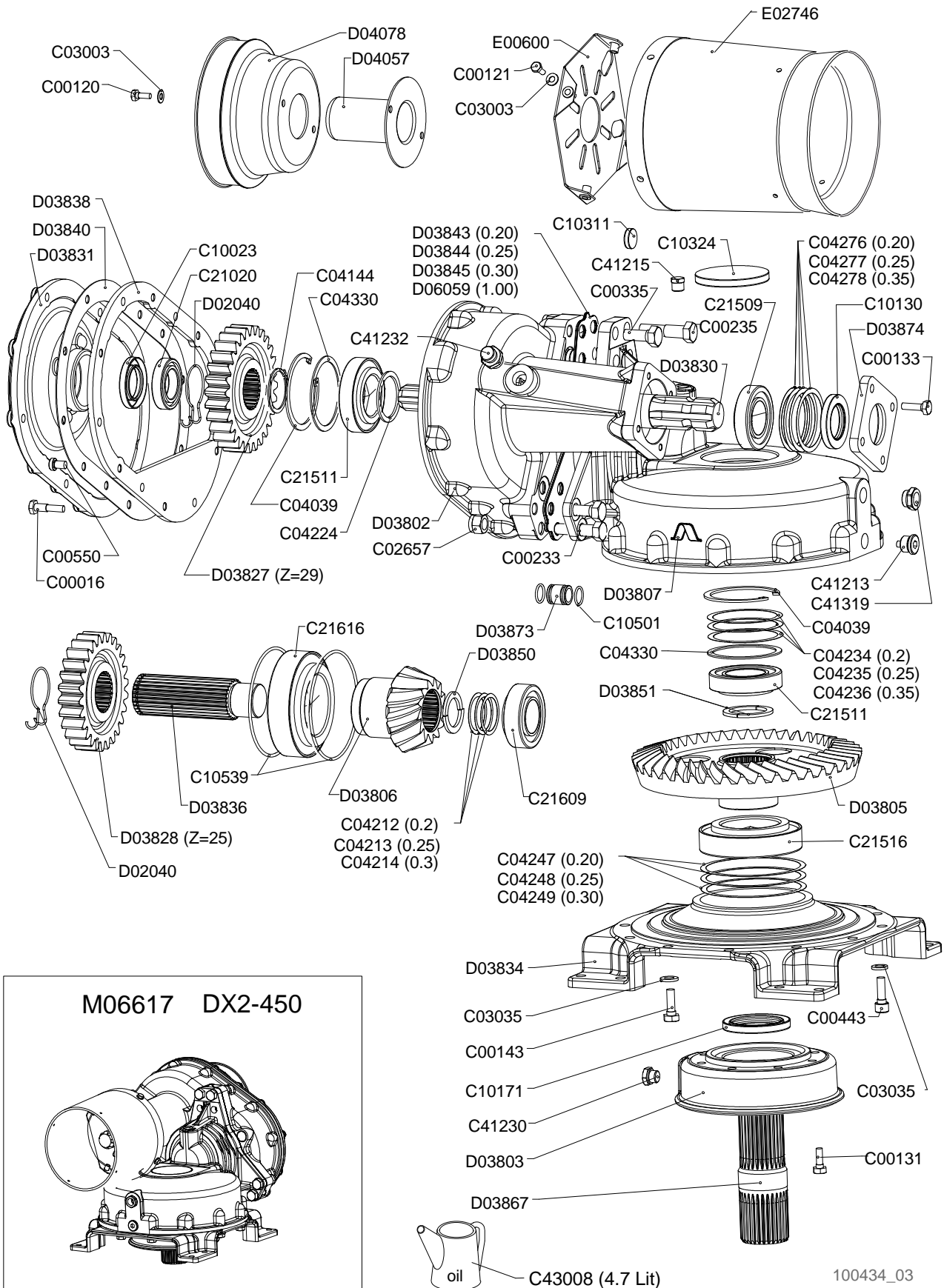
Side left gearbox 450

Boite lateral gauche 450

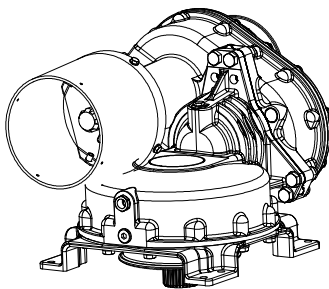
Seite getriebe links 450

Drawing Code: **100434_3**

Accessories:



M06617 DX2-450





Cambio laterale sinistro 450

Side left gearbox 450

Boite lateral gauche 450

Seite getriebe links 450

Drawing Code:

100434_3

Accessories:

N°	Code	Old.	Descrizione / Description	GB	FR	D	E
#	M80A00013	C00016	VITE TE 88 PG FP M10X45 ZINC UNI 5737	SCREW	VIS	SCHRAUBE	TORNILLO
#	M80A00109	C00120	VITE TE 88 PG FT M8X16 ZINC UNI 5739	SCREW	VIS	SCHRAUBE	TORNILLO
#	M80A00110	C00121	VITE TE 88 PG FT M8X20 ZINC UNI 5739	SCREW	VIS	SCHRAUBE	TORNILLO
#	M80A00118	C00131	VITE TE 88 PG FT M10X25 ZINC UNI 5739	SCREW	VIS	SCHRAUBE	TORNILLO
#	M80A00121	C00133	VITE TE 88 PG FT M10X35 ZINC UNI 5739	SCREW	VIS	SCHRAUBE	TORNILLO
#	M80A00130	C00143	VITE TE 88 PG FT M12X35 ZINC UNI 5739	SCREW	VIS	SCHRAUBE	TORNILLO
#	M80A00182	C00233	VITE TE 88 PF FP M16X1,5X60 ZINC UNI 573	SCREW	VIS	SCHRAUBE	TORNILLO
#	M80A00184	C00235	VITE TE 88 PF FP M16X1,5X70 ZINC UNI 573	SCREW	VIS	SCHRAUBE	TORNILLO
#	M80A00217	C00335	VITE TE 88 PF FT M16X1,5X40 ZINC UNI 574	SCREW	VIS	SCHRAUBE	TORNILLO
#	M80A00252	C00443	VITE TCEI PG M12X35 ZINC UNI 5931	SCREW	VIS	SCHRAUBE	TORNILLO
#	M80A00270	C00550	VITE TCEI 8.8 T/RIB. M10X16 DIN7984 ZINC	SCREW	VIS	SCHRAUBE	TORNILLO
#	M85A00089	C02657	DADO AUTOBLOC ALTO 8 M16X1,5 H=18 UNI 7473	NUT	BOULONS	NUT	DADO
#	M90A00005	C03003	RONDELLA PIANA D.8,4 DIN125-A ZINC.	WASHER	RONDELLE	UNTERLEGSCHLEIBE	ARANDELLA
#	M90A00019	C03035	RONDELLA PIANA D.13 DIN 6916 ALTA RESIS.	WASHER	RONDELLE	UNTERLEGSCHLEIBE	ARANDELLA
#	MA0A00014	C04039	SEEGER FORO D.100 UNI 7437	SEEGER	SEEGER	SEEGER	SEEGER
#	MA0A00044	C04144	SEEGER ALBERO D.54 UNI 7435	SEEGER	SEEGER	SEEGER	SEEGER
#	MA5A00011	C04212	SPESSORE REG. 45X55X0.20	THICKNESS	CALES	DICKE	ESPEJOR
#	MA5A00012	C04213	SPESSORE REG. 45X55X0.25	THICKNESS	CALES	DICKE	ESPEJOR
#	MA5A00013	C04214	SPESSORE REG. 45X55X0.30	THICKNESS	CALES	DICKE	ESPEJOR
#	MA5A00024	C04224	SPESSORE REG. 55.2X67.7X3 HRC 44/48	THICKNESS	CALES	DICKE	ESPEJOR
#	MA5A00034	C04234	SPESSORE REG. 85.3X99.8X0.2	THICKNESS	CALES	DICKE	ESPEJOR
#	MA5A00035	C04235	SPESSORE REG. 85.3X99.8X0.25	THICKNESS	CALES	DICKE	ESPEJOR
#	MA5A00036	C04236	SPESSORE REG. 85.3X99.8X0.35	THICKNESS	CALES	DICKE	ESPEJOR
#	MA5A00047	C04247	SPESSORE REG. 125.5X139.5X0.2	THICKNESS	CALES	DICKE	ESPEJOR
#	MA5A00048	C04248	SPESSORE REG. 125.5X139.5X0.25	THICKNESS	CALES	DICKE	ESPEJOR
#	MA5A00049	C04249	SPESSORE REG. 125.5X139.5X0.3	THICKNESS	CALES	DICKE	ESPEJOR
#	MA5A00075	C04276	SPESSORE REG. * 72X85X0.20 (80158)	THICKNESS	CALES	DICKE	ESPEJOR
#	MA5A00076	C04277	SPESSORE REG. * 72X85X0.25 (80159)	THICKNESS	CALES	DICKE	ESPEJOR
#	MA5A00077	C04278	SPESSORE REG. 72X85X0.35 (80160)	THICKNESS	CALES	DICKE	ESPEJOR
#	MA5A00106	C04330	RALLA REG. 85.3X99.7X2	FIFTH WHEEL	RONDELLE	DREHPLATTE	RAYA
#	H00A00011	C10023	PARAOILIO BA D.40X68X10	SEALING RING	JOINT SPI	OELABDICHTUNG	PARAOILIO
#	H00A00049	C10130	PARAOILIO BASL D.45X72X10	SEALING RING	JOINT SPI	OELABDICHTUNG	PARAOILIO
#	H00A00075	C10171	PARAOILIO BASL D.65X90X10	SEALING RING	JOINT SPI	OELABDICHTUNG	PARAOILIO
#	H00A00083	C10311	CAPPELLOTTO D.26X7	PLASTIC GUARD	BACHE	KUNSTSTOFF-DECKEL	SOMBRERETE
#	H00A00090	C10324	CAPPELLOTTO D.100X10	PLASTIC GUARD	BACHE	KUNSTSTOFF-DECKEL	SOMBRERETE
#	H05A00004	C10501	ANELLO OR 128 D.INT.20.63X2.62	RING	AMORTISSEUR	RING	ANILLO
#	H05A00040	C10539	ANELLO OR 4550 D.INT.139.29X3,53	RING	AMORTISSEUR	RING	ANILLO
#	M20A00011	C21020	CUSCINETTO 6008 40X68X15	BEARING	ROULEMENT	KUGELLAGER	COJINETE
#	M20A00072	C21509	CUSCINETTO 32209 45X85X24,75	BEARING	ROULEMENT	KUGELLAGER	COJINETE
#	M20A00074	C21511	CUSCINETTO 32211 55X100X26,75	BEARING	ROULEMENT	KUGELLAGER	COJINETE
#	M20A00077	C21516	CUSCINETTO 32216 80X140X35,25	BEARING	ROULEMENT	KUGELLAGER	COJINETE
#	M20A00082	C21609	CUSCINETTO 33209 45X85X32	BEARING	ROULEMENT	KUGELLAGER	COJINETE
#	M20A00086	C21616	CUSCINETTO 33216 80X140X46	BEARING	ROULEMENT	KUGELLAGER	COJINETE
#	H45A00006	C41213	TAPPO + GUARNIZ SCARICO M22X1.5 MAGNET 8X10 CH10	PLUG	BOUCHON	STOEPSSEL	ENCHUFE
#	H45A00008	C41215	TAPPO CONICO M16X1,5 8X18 CH17 (11/C)	PLUG	BOUCHON	STOEPSSEL	ENCHUFE
#	H65A00002	C41230	TAPPO SFIATO M16X1,5 (30.A) LABIRINTO	PLUG	BOUCHON	STOEPSSEL	ENCHUFE
#	H65A00004	C41232	TAPPO + GUARNIZ SFIATO M22X1,5 (31.A) LABI	PLUG	BOUCHON	STOEPSSEL	ENCHUFE
#	H60A00006	C41319	SPIA LIVELLO GLASS M22X1.5	LIGHT	LUMIERE	WARNLAMPE	INDICADOR
#	L20A00004	C43008	OLIO SINT. GLOBAL MULTIGEAR CBS-A	OIL	HUILE	OEL	ACEITE

Copyright © 2009 Alpego s.p.a. ®

Tutti i diritti sono riservati. È vietata espressamente la ristampa o l'uso non autorizzato senza permesso scritto dalla Alpego s.p.a.

Tous droits réservés. Toute réimpression ou utilisation non autorisée sans la permission écrite de la Alpego s.p.a. est formellement interdite

Alle Rechte vorbehalten. Nachdruck, Vervielfältigung und Verbreitung, auch auszugsweise, ist ohne schriftliche Genehmigung der Alpego s.p.a.

All rights reserved. Any reprinting or unauthorized use without the written permission of Alpego s.p.a. is expressly prohibited

Todos los derechos reservados. Toda reproducción o uso no autorizado sin el consentimiento escrito de Alpego s.p.a. quedan expresamente prohibidos

19/12/2013

Cambio laterale sinistro 450

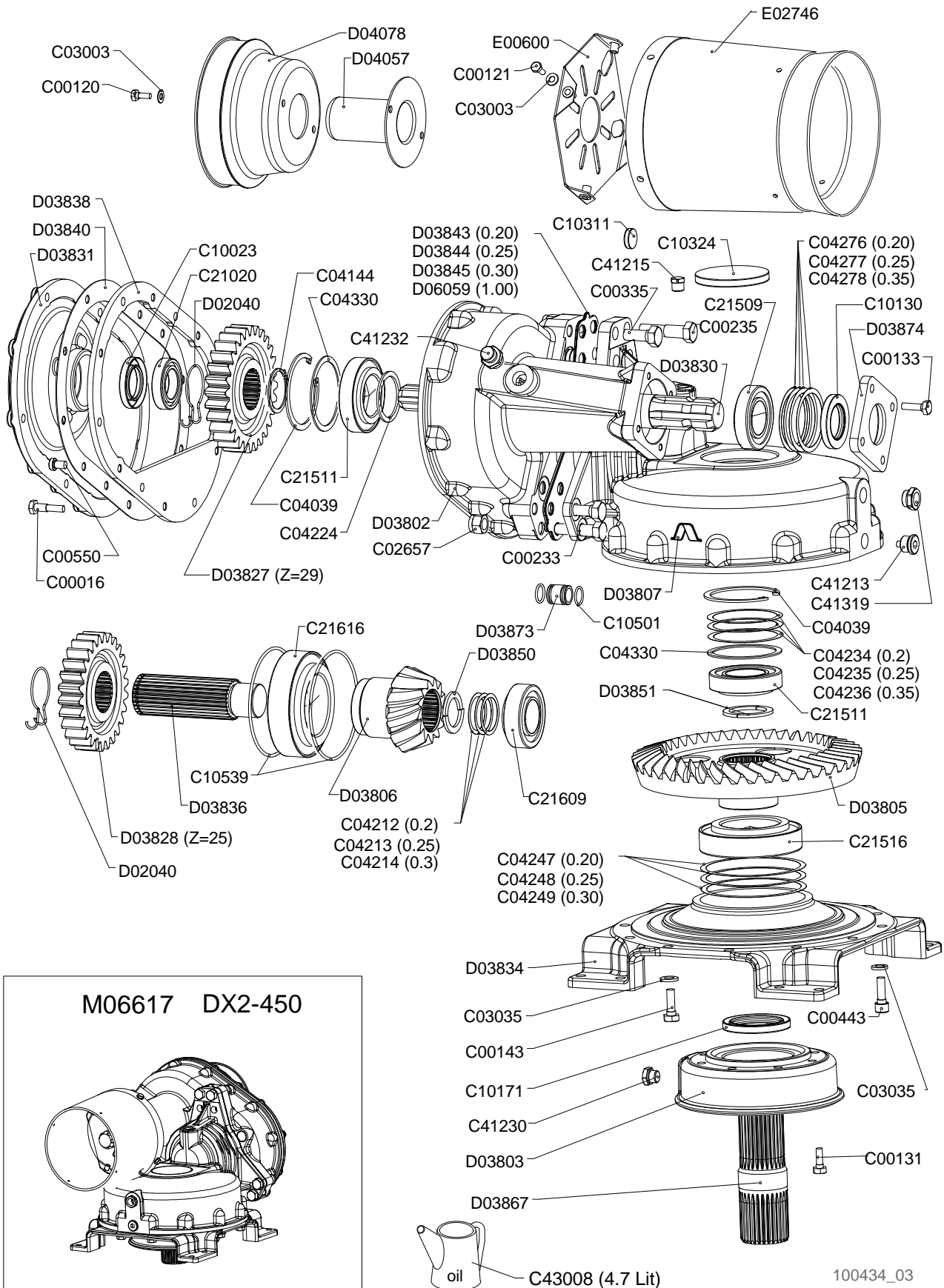
Side left gearbox 450

Boite lateral gauche 450

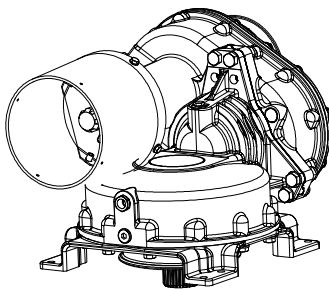
Seite getriebe links 450

Drawing Code: **100434_3**

Accessories:



M06617 DX2-450





Cambio laterale sinistro 450

Side left gearbox 450

Boite lateral gauche 450

Seite getriebe links 450

Drawing Code:

100434_3

Accessories:

N°	Code	Old.	Descrizione / Description
#	MF5A00013	D02040	MOLLA DI RITEGNO INGR.LE/DF CAVA D.51.5
#	C15A00295	D03802	SCATOLA CAMBIO CS/CL 120/190
#	C15A00296	D03803	COPERCHIO INFERIORE CS/CL
#	M40A00054	D03805	CORONA CONICA ELIC.SIN. Z=41 CS/CL 190
#	M40A00055	D03806	PIGNONE CONICO ELIC.DES. Z=13 CS/CL 190
#	C15A00298	D03807	TESTA CS/CL 190
#	M40A00068	D03827	INGRAN. CAMBIO CS Z=29 (COPPIA 29/25)***
#	M40A00069	D03828	INGRAN. CAMBIO CS Z=25 (COPPIA 29/25)***
#	M45A00037	D03830	ALBERO INGRESSO CS 120/190
#	C15A00301	D03831	COPERCHIO POSTERIORE CS 120/190
#	C15A00304	D03834	BASAMENTO CS/CL 190
#	M45A00039	D03836	ALBERO PIGNONE CS 190
#	C15A00305	D03838	PARETE COPERCHIO CS 120/190 DESTRO
#	H30A00017	D03840	GUARNIZ. COPERCHIO CAMBIO CS/CL
#	MA5A00109	D03843	SPESSORE REG. * 0.20 TESTA/CAMBIO CS/CL
#	MA5A00110	D03844	SPESSORE REG. * 0.25 TESTA/CAMBIO CS/CL
#	MA5A00111	D03845	SPESSORE REG. * 0.30 TESTA/CAMBIO CS/CL
#	C15A00310	D03850	SEMIANELLO D.40X56X4 CS/CL
#	C15A00311	D03851	SEMIANELLO D.50X66X4 CS/CL
#	M45A00043	D03867	ALBERO USCITA CS/CL 190 (DH/DX)
#	C15A00312	D03873	DIST. D.26-21,8 D.18,9***
#	C15A00313	D03874	COPERCHIO ALB. INGRES. CS/CL 120/190 ***
#	G10A00043	D04057	PROT. P.D.F. DE56X105 FLANGIA D.120
#	G10A00044	D04078	PROT. DE200X110 2 FORI D.9X105
#	MA5A00116	D06059	SPESSORE REG. 1MM TESTA/CAMBIO CS/CL
#			
#	C20A00034	E00600	FONDELLO PROTEZIONE COMPLETO
#	G10A00071	E02746	PROTEZIONE CARDANO PROLUNGATA
#	M65A00076	M06617	CAMBIO DX-450 SINISTRO CS 190 29/25

GB	FR	D	E
SPRING	RESSORT	FEDER	MUELLE
BOX	BOITE	SCHACTEL	RECUADRO
LID	COUVERCLE	DECKEL	TAPA
CROWN	COURONNE	KRONE	CORONA
PINION	PIGNON	RITZEL	PIÑON
HEAD	TETE	KOPF	CABEZA
GEAR	ENGRENAGE	ZAHNRAEDER	ENGRANAJE
GEAR	ENGRENAGE	ZAHNRAEDER	ENGRANAJE
SHAFT	ARBRE	WELLE	EJE
LID	COUVERCLE	DECKEL	TAPA
BASE	BASE	GRUNDFLAECHE	BASE
SHAFT	ARBRE	WELLE	EJE
WALL	MUR	WAND	PARED
GASKET	GARNITURE	DICHTUNG	GUARNICION
THICKNESS	CALES	DICKE	ESPEJOR
THICKNESS	CALES	DICKE	ESPEJOR
THICKNESS	CALES	DICKE	ESPEJOR
-	-	-	-
-	-	-	-
SHAFT	ARBRE	WELLE	EJE
SPACER	ENTRETOISE	ABSTANDSTUECK	ESPACIADORES
LID	COUVERCLE	DECKEL	TAPA
PROTECTION	PROTECTION	SCHUTZ	PROTECCIÓN
PROTECTION	PROTECTION	SCHUTZ	PROTECCIÓN
THICKNESS	CALES	DICKE	ESPEJOR
BOTTOM	FOND	BODEN	FONDO
PROTECTION	PROTECTION	SCHUTZ	PROTECCIÓN
GEAR SHIFT	BOITE DE VITESSE	WECHSELGETRIEBE	CAMBIO

Vasca trasmissione DX

Tank transmission DX

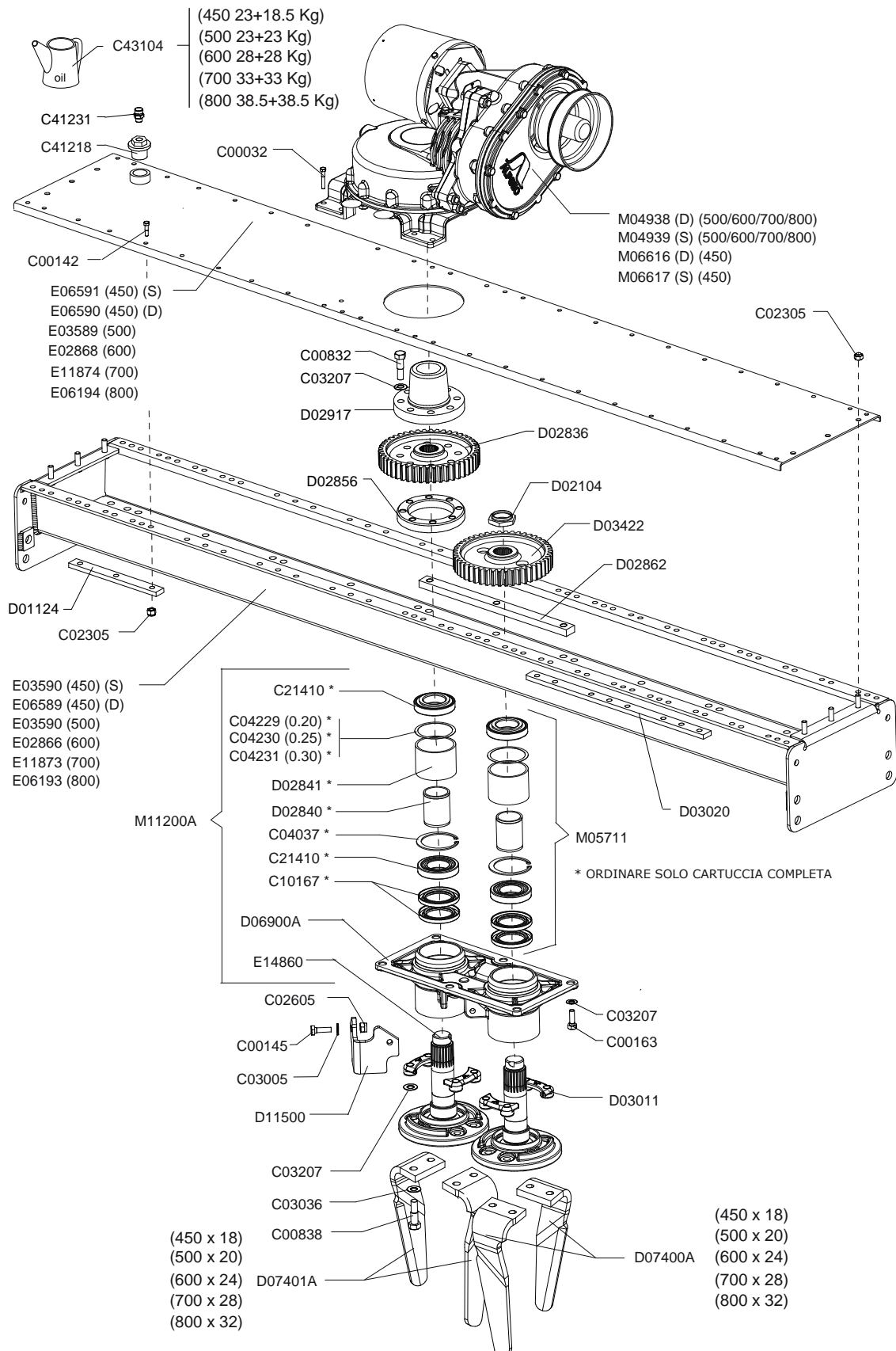
Transmission cuve DX

Gehäuse antrieb DX

Drawing Code:

100133_8

Accessories:



D = DESTRO-DROIT-RECHTS-RIGHT L = SINISTRO-GAUCHE-LINKS-LEFT

100133_08



Vasca trasmissione DX

Tank transmission DX

Transmission cuve DX

Gehaeuse antrieb DX

Drawing Code:

100133_8

Accessories:

N°	Code	Old.	Descrizione / Description	GB	FR	D	E
#	M80A00029	C00032	VITE TE 88 PG FP M12X50 ZINC UNI 5737	SCREW	VIS	SCHRAUBE	TORNILLO
#	M80A00129	C00142	VITE TE 88 PG FT M12X30 ZINC UNI 5739	SCREW	VIS	SCHRAUBE	TORNILLO
#	M80A00133	C00145	VITE TE 88 PG FT M12X45 ZINC UNI 5739	SCREW	VIS	SCHRAUBE	TORNILLO
#	M80A00149	C00163	VITE TE 88 PG FT M16X40 ZINC UNI 5739	SCREW	VIS	SCHRAUBE	TORNILLO
#	M80A00325	C00832	VITE TE 12.9 M16X1,5X50 F25/28 (T.TONDA)	SCREW	VIS	SCHRAUBE	TORNILLO
#	M80A00332	C00838	VITE TE 12.9 M16X1,5X65 F28/32 (T.TONDA)	SCREW	VIS	SCHRAUBE	TORNILLO
#	M85A00050	C02305	DADO METALBLOC M12 X 1.75	NUT	BOULONS	NUT	DADO
#	M85A00078	C02605	DADO AUTOBLOC ALTO 8 M12 H=14 UNI 7473	NUT	BOULONS	NUT	DADO
#	M90A00008	C03005	RONDELLA PIANA D.13 DIN125-A ZINC.	WASHER	RONDELLE	UNTERLEGSCHIEBE	ARANDELLA
#	M90A00020	C03036	RONDELLA PIANA D.17 DIN 6916 ALTA RESIS.	WASHER	RONDELLE	UNTERLEGSCHIEBE	ARANDELLA
#	M90A00053	C03207	DISCO ELAST. D.16,3X31.5X1.75 ZINC+DEIDR DIN 2093	DISC	DISQUE	SCHEIBE	DISCO
#	MA0A00012	C04037	SEEGER FORO D.90 UNI 7437	SEEGER	SEEGER	SEEGER	SEEGER
#	MA5A00029	C04229	SPESSORE REG. 80X90X0,2	THICKNESS	CALES	DICKE	ESPESOR
#	MA5A00030	C04230	SPESSORE REG. 80X90X0,25	THICKNESS	CALES	DICKE	ESPESOR
#	MA5A00031	C04231	SPESSORE REG. 80X90X0,3	THICKNESS	CALES	DICKE	ESPESOR
#	H00A00071	C10167	PARAOILIO BASL D.60X90X10	SEALING RING	JOINT SPI	OELABDICHTUNG	PARAOILIO
#	M20A00062	C21410	CUSCINETTO 30210 50X90X21,75	BEARING	ROULEMENT	KUGELLAGER	COJINETE
#	H45A00011	C41218	"TAPPO E GUARN.ALL. 1" 1/4 GAS CON FORO DA 3/8 GAS"	PLUG	BOUCHON	STOEPSSEL	ENCHUFE
#	H65A00003	C41231	TAPPO SFIATO 3/8 GAS (30/A) LABIRINTO	PLUG	BOUCHON	STOEPSSEL	ENCHUFE
#	L20A00014	C43104	GRASSO VASCHE ERPICI EP GREASE A NLGI 000	GREASE	GRAISSE	FETT	GRASA/GORDO
#	C05A03925	D01124	RINFORZO VASCA 3 FORI D.13 10MM ***	REINFORCEMENT	RENFORT	VERSTAERKUNG	REFUERZO
#	M95A00025	D02104	GHIERA CON COLLARE M40X1,5 H=18.5	METAL RING	RONDELLE	METALL-RING	RUEDA
#	M40A00037	D02836	INGRANAGGIO CENTRALE RH-2	GEAR	ENGRENAGES	ZAHNRAEDER	ENGRANAJE
#	C15A00191	D02840	DIST. D.60,3-58 D.50,3 L.75,5 TWIN H	SPACER	ENTRETOISE	ABSTANDSTUECK	ESPACIADORES
#	C15A00192	D02841	DIST. D.88,9 D.78,9 L.68,3 TWIN H CARBON	SPACER	ENTRETOISE	ABSTANDSTUECK	ESPACIADORES
#	C15A00197	D02856	ANELLO FISSA MOZZO CENTR. DH-2***	RING	AMORTISSEUR	RING	ANILLO
#	C15A00198	D02862	"PIASTRA FISS. SUPP. INF."H" 30X20X467 ****	PLATE	PLAQUE	PLATTE	PLACA
#	C15A00203	D02917	BOCCOLA CON FLANGIA DH-2	BUSH	DOUILLE	BUCHSE	BOCOLA
#	MF0A00043	D03011	BLOCCETTO FISSAG. DENTI FILET. ZINC.***	BLOCK	BLOC	BLOCK	BLOQUE
#	C05A04219	D03020	RINFORZO VASCA 8 FORI 10MM	REINFORCEMENT	RENFORT	VERSTAERKUNG	REFUERZO
#	M40A00052	D03422	INGRANAGGIO LAT. DH-2 CEMENTATO	GEAR	ENGRENAGES	ZAHNRAEDER	ENGRANAJE
#	M35A00012	D06900A	"SUPPORTO DOPPIO ROTORE TWIN-H "A"****	SUPPORT	SUPPORT	STUTZE	APOYO
#	MK0A00132	D07400A	DENTE A LAMA DESTRO 110X18 H=310	TOOTH	DENT	ZAHN	DIENTE
#	MK0A00135	D07401A	DENTE A LAMA SINISTRO 110X18 H=310	TOOTH	DENT	ZAHN	DIENTE
#	C10A02709	D11500	"COPPO PROTEZIONE TWIN "H"****	METAL ANGLE	COPPO	METALL-WINKEL	COPPO
#	C20A00514	E02866	VASCA COMPLETA RH- 300 DX	GEAR BED	VASQUE	OEL-WANNE	BAÑO
#	C20A00516	E02868	COPERCHIO VASCA RH-DX 300	LID	COUVERCLE	DECKEL	TAPA
#	C20A00656	E03589	COPERCHIO VASCA DX-500 (DH-250)	LID	COUVERCLE	DECKEL	TAPA
#	C20A00657	E03590	VASCA COMPLETA DX-500 (DH-250)	GEAR BED	VASQUE	OEL-WANNE	BAÑO
#	C20A01129	E06193	VASCA COMPLETA DX2-800	GEAR BED	VASQUE	OEL-WANNE	BAÑO
#	C20A01130	E06194	COPERCHIO VASCA DX-800	LID	COUVERCLE	DECKEL	TAPA
#	C20A01198	E06589	VASCA DESTRA COMPLETA DX-450 (205)	GEAR BED	VASQUE	OEL-WANNE	BAÑO
#	C20A01199	E06590	COPERCHIO VASCA DX-400 (200) DESTRO	LID	COUVERCLE	DECKEL	TAPA
#	C20A01200	E06591	COPERCHIO VASCA DX-450 (250) SINISTRO	LID	COUVERCLE	DECKEL	TAPA
#	C20A01924	E11873	VASCA COMPLETA DX-700 RH-350	GEAR BED	VASQUE	OEL-WANNE	BAÑO
#	C20A01925	E11874	COPERCHIO VASCA DX-700	LID	COUVERCLE	DECKEL	TAPA
#	C20A02302	E14860	PORTADENTI THIN-H + GHIERA M40	TINE SUPPORT	PORTE DENT	ZINKENTRAEGER	PORTADIENTES
#	M65A00058	M04938	CAMBIO DX DESTRO CS 190 25/29	GEAR SHIFT	BOITE DE VITESSE	WECHSELGETRIEBE	CAMBIO
#	M65A00059	M04939	CAMBIO DX SINISTRO CS 190 25/29 INVERSO	GEAR SHIFT	BOITE DE VITESSE	WECHSELGETRIEBE	CAMBIO

Copyright © 2009 Alpego s.p.a. ®

Tutti i diritti sono riservati. È vietata espressamente la ristampa o l'uso non autorizzato senza permesso scritto dalla Alpego s.p.a.

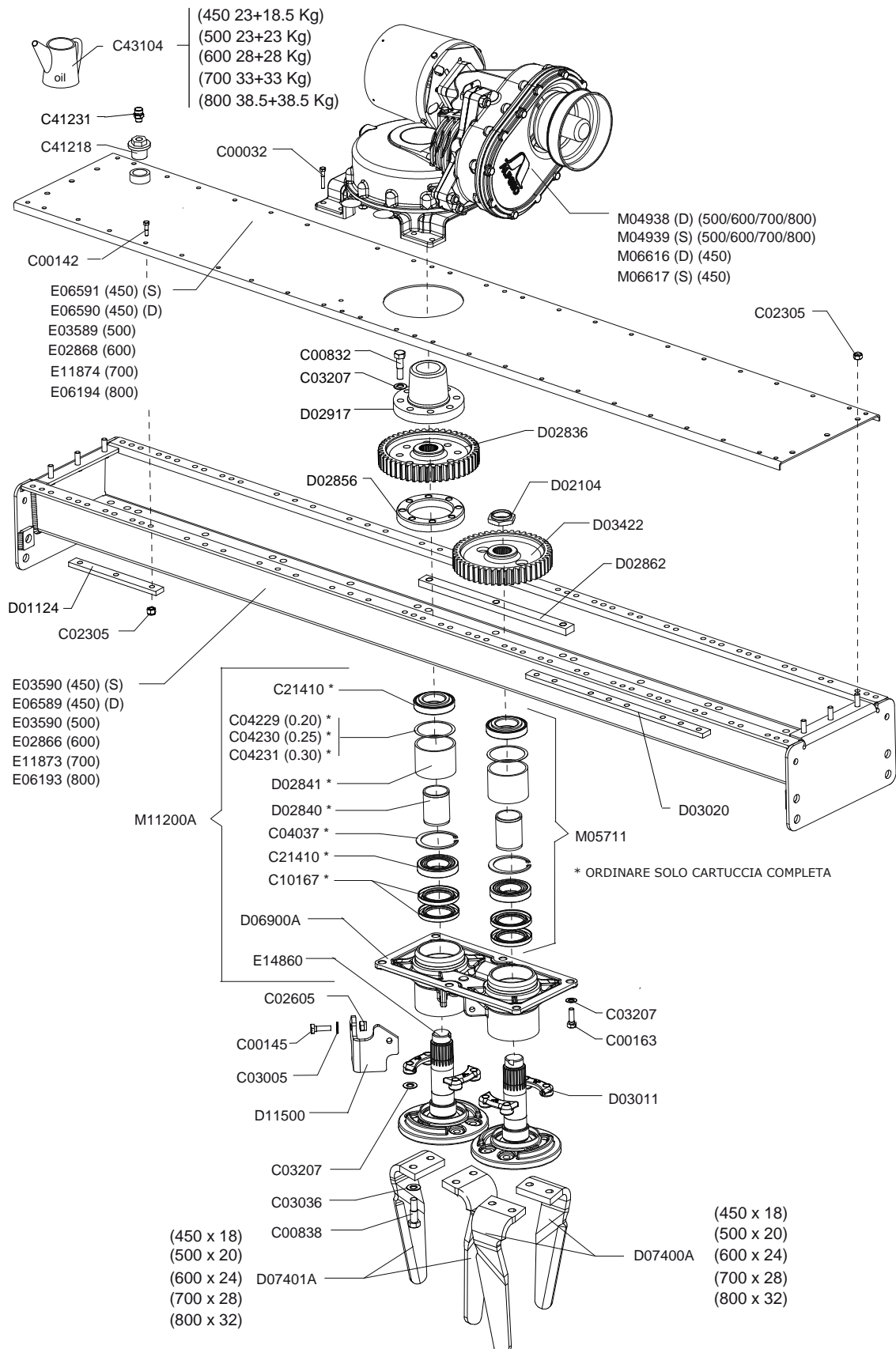
Tous droits réservés. Toute réimpression ou utilisation non autorisée sans la permission écrite de la Alpego s.p.a. est formellement interdite

Alle Rechte vorbehalten. Nachdruck, Vervielfältigung und Verbreitung, auch auszugsweise, ist ohne schriftliche Genehmigung der Alpego s.p.a.

All rights reserved. Any reprinting or unauthorized use without the written permission of Alpego s.p.a. is expressly prohibited

Todos los derechos reservados. Toda reproducción o uso no autorizado sin el consentimiento escrito de Alpego s.p.a. quedan expresamente prohibidos

19/12/2013



D = DESTRO-DROIT-RECHTS-RIGHT L = SINISTRO-GAUCHE-LINKS-LEFT

100133_08



Vasca trasmissione DX

Tank transmission DX

Transmission cuve DX

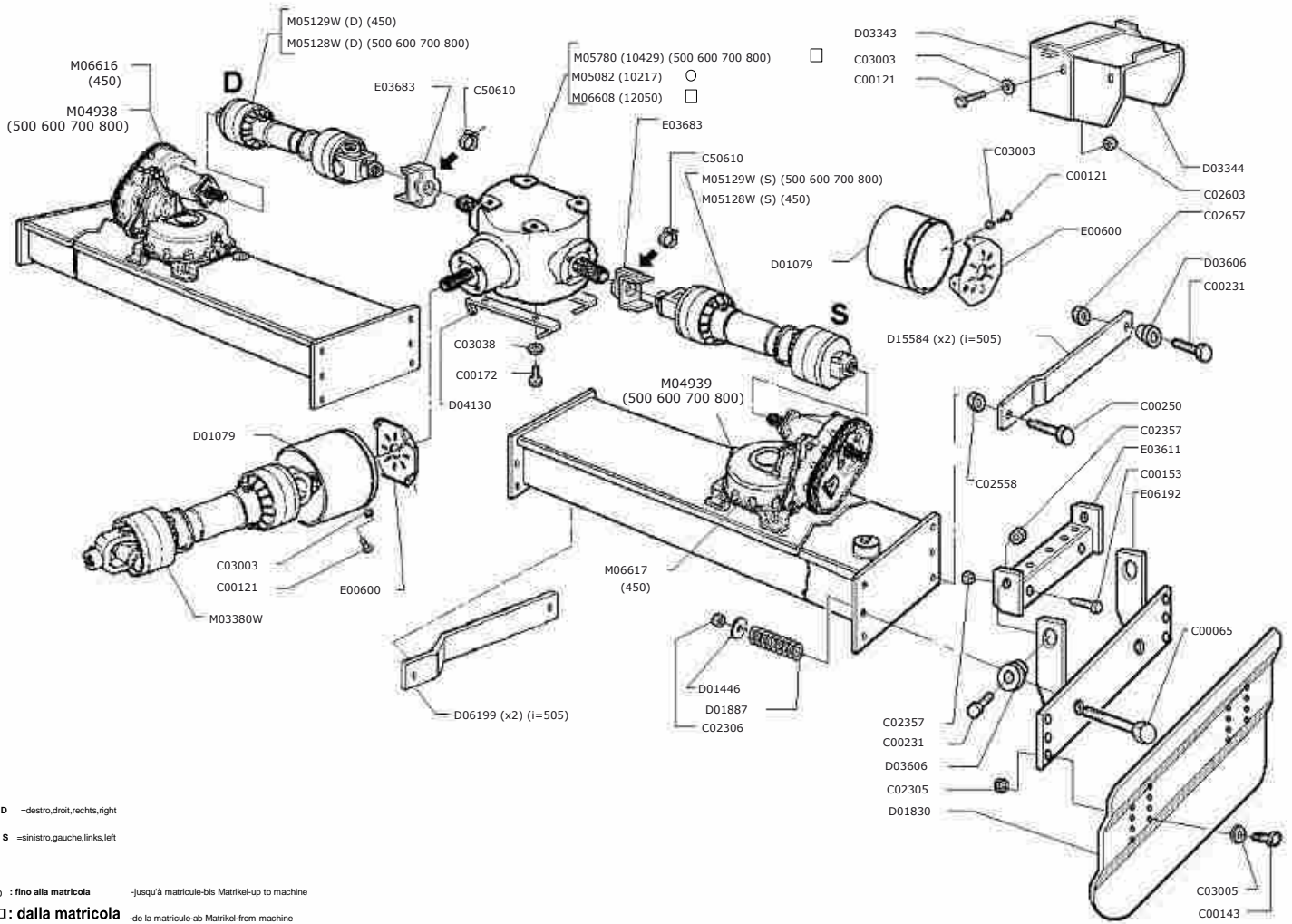
Gehaeuse antrieb DX

Drawing Code: **100133_8**

Accessories:

N°	Code	Old.	Descrizione / Description
#	SCOA00105	M05711	"CARTUCCIA ""TWIN-H"" CUSCINETTI E DISTANZ."
#	M65A00075	M06616	CAMBIO DX-450 DES. CS 190 29/25 INVERSO
#	M65A00076	M06617	CAMBIO DX-450 SINISTRO CS 190 29/25
#	M79A00137	M11200A	"COMPLESSIVO SUPPORTO FUSIONE TWIN-H ""A"""

GB	FR	D	E
CARTRIDGE	CARTOUCHE	PATRONE	CARTUCHO
GEAR SHIFT	BOITE DE VITESSE	WECHSELGETRIEBE	CAMBIO
GEAR SHIFT	BOITE DE VITESSE	WECHSELGETRIEBE	CAMBIO
OVERVIEW	TOTAL	GESAMTANSICHT	TOTAL





Trasmissione centrale DX

Central transmission DX

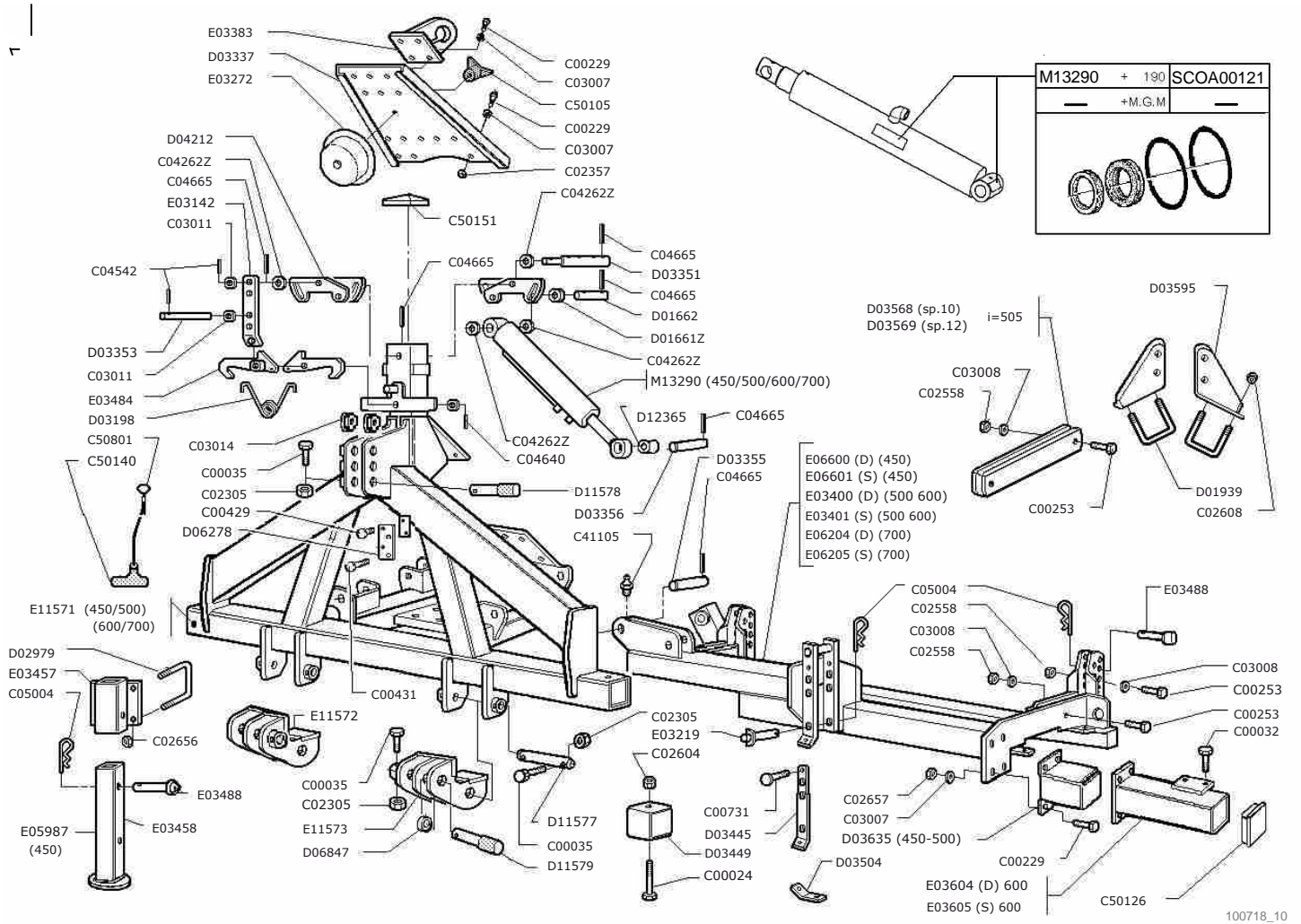
Transmission centrale DX

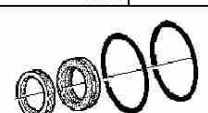
Zentral getriebe DX

Drawing Code: **100134_8**

Accessories:

N°	Code	Old.	Descrizione / Description	GB	FR	D	E
#	M80A00058	C00065	VITE TE 88 PG FP M14X200 ZINC UNI 5737	SCREW	VIS	SCHRAUBE	TORNILLO
#	M80A00110	C00121	VITE TE 88 PG FT M8X20 ZINC UNI 5739	SCREW	VIS	SCHRAUBE	TORNILLO
#	M80A00130	C00143	VITE TE 88 PG FT M12X35 ZINC UNI 5739	SCREW	VIS	SCHRAUBE	TORNILLO
#	M80A00138	C00153	VITE TE 88 PG FT M14X40 ZINC UNI 5739	SCREW	VIS	SCHRAUBE	TORNILLO
#	M80A00158	C00172	VITE TE 88 PG FT M20X50 ZINC UNI 5739	SCREW	VIS	SCHRAUBE	TORNILLO
#	M80A00180	C00231	VITE TE 88 PF FP M16X1,5X50 ZINC UNI 573	SCREW	VIS	SCHRAUBE	TORNILLO
#	M80A00195	C00250	VITE TE 88 PF FP M20X1,5X60 ZINC UNI 573	SCREW	VIS	SCHRAUBE	TORNILLO
#	M85A00050	C02305	DADO METALBLOC M12 X 1.75	NUT	BOULONS	NUT	DADO
#	M85A00051	C02306	DADO METALBLOC M14 (SOST. DA C02606)	NUT	BOULONS	NUT	DADO
#	M85A00054	C02357	DADO METALBLOC M16X1,5	NUT	BOULONS	NUT	DADO
#	M85A00066	C02558	DADO AUTOBLOC BASSO 8 PF M20X1,5 H=20 UNI 7474	NUT	BOULONS	NUT	DADO
#	M85A00075	C02603	DADO AUTOBLOC ALTO 8 M8 H=10.6 UNI 7473	NUT	BOULONS	NUT	DADO
#	M85A00089	C02657	DADO AUTOBLOC ALTO 8 M16X1,5 H=18 UNI 7473	NUT	BOULONS	NUT	DADO
#	M90A00005	C03003	RONDELLA PIANA D.8,4 DIN125-A ZINC.	WASHER	RONDELLE	UNTERLEGSSCHEIBE	ARANDELLA
#	M90A00008	C03005	RONDELLA PIANA D.13 DIN125-A ZINC.	WASHER	RONDELLE	UNTERLEGSSCHEIBE	ARANDELLA
#	M90A00021	C03038	RONDELLA PIANA D.21 DIN 6916 ALTA RESIS.	WASHER	RONDELLE	UNTERLEGSSCHEIBE	ARANDELLA
#	MH5A00020	C50610	FASCETTA STRINGITUBO D 25-45 X 8.5 ZINC.	CLIP	RIVELSAN	BAND	BANDAS
#	G10A00038	D01079	PROTEZIONE CARDANO D.INT.220X h 200	PROTECTION	PROTECTION	SCHUTZ	PROTECCIÓN
#	C05A03975	D01446	RONDELLA D.60X15X4 (RICAVATA DA SFRIDI)	WASHER	RONDELLE	UNTERLEGSSCHEIBE	ARANDELLA
#	C10A01165	D01830	FIANCATA REGISTRABILE DF 6MM	SIDE	LONG	NEBEN	JUNTO
#	MF5A00012	D01887	MOLLA INFERIORE DF D.42X155XD.F8	SPRING	RESSORT	FEDER	MUELLE
#	C10A01311	D03343	SUPPORTO PROT. CARDANI LATER. DM/DF/DX	SUPPORT	SUPPORT	STUTZE	APOYO
#	C10A01312	D03344	PROTEZIONE MOBILE CARD. LAT. DM/DF/DX	PROTECTION	PROTECTION	SCHUTZ	PROTECCIÓN
#	C15A00279	D03606	BUSSOLA D32/40 D.16,5 L.18 CARBON+ZINC	BUSHING	ENTRETOISE	BUCHSE	BRUJULA
#	C10A01410	D04130	FERMO ANTIROTAZIONE VITI M20X220	MECH. STOP	FERMETURE	MECH. SPERRUNG	PARADO
#	C10A01727	D06199	LAMA RULLO INF.CENTR. DX 505X32 12MM	METAL PLATE	LAME	METALL-PLATTE	CUCHILLA
#	C10A03463	D15584	LAMA RULLO INF.LAT.DXM700/800 L=505 12MM	METAL PLATE	LAME	METALL-PLATTE	CUCHILLA
#	C20A00034	E00600	FONDELLO PROTEZIONE COMPLETO	BOTTOM	FOND	BODEN	FONDO
#	C20A00667	E03611	SUPPORTO FISSO FIANCATE RH-DX	SUPPORT	SUPPORT	STUTZE	APOYO
#	R05A00015	E03683	"DIMA MONT. FORCELLE W2500 1""3/4 Z=20"	DIE	GABARIT	SCHABLONE	DIMA
#	C20A01128	E06192	SUPPORTO MOBILE FIANCATE DX	SUPPORT	SUPPORT	STUTZE	APOYO
#	M70A00043	M03380W	"CARDANO W2600-710 1""3/4Z20-1""3/4Z20"	UNIVERSAL JOINT	CARDAN	GELENKWELLE	CARDAN
#	M65A00058	M04938	CAMBIO DX DESTRO CS 190 25/29	GEAR SHIFT	BOITE DE VITESSE	WECHSELGETRIEBE	CAMBIO
#	M65A00059	M04939	CAMBIO DX SINISTRO CS 190 25/29 INVERSO	GEAR SHIFT	BOITE DE VITESSE	WECHSELGETRIEBE	CAMBIO
#	M65A00066	M05082	"RIDUTTORE CENTRALE ""DX"" (2200-1:1)"	GEAR REDUCER	RÉDUCTEUR	UNTERSETZUNGSGETRIEBE	REDUCTORES
#	M70A00055	M05128W	"CARD. W2500-610 K64-22 1""3/4Z=6-1""3/4Z20 DESTRO"	UNIVERSAL JOINT	CARDAN	GELENKWELLE	CARDAN
#	M70A00057	M05129W	"CARD. W2500-610 K64-22 1""3/4Z=6-1""3/4Z20 SINISTRO"	UNIVERSAL JOINT	CARDAN	GELENKWELLE	CARDAN
#	M65A00072	M05780	"RID. CENTR. ""DX"" (RA R190 1:1)"	GEAR REDUCER	RÉDUCTEUR	UNTERSETZUNGSGETRIEBE	REDUCTORES
#	M65A00074	M06608	"RID. CENTR. ""DX"" (RA R190 1:1) INVERSO"	GEAR REDUCER	RÉDUCTEUR	UNTERSETZUNGSGETRIEBE	REDUCTORES
#	M65A00075	M06616	CAMBIO DX-450 DES. CS 190 29/25 INVERSO	GEAR SHIFT	BOITE DE VITESSE	WECHSELGETRIEBE	CAMBIO
#	M65A00076	M06617	CAMBIO DX-450 SINISTRO CS 190 29/25	GEAR SHIFT	BOITE DE VITESSE	WECHSELGETRIEBE	CAMBIO



M13290	+ 190	SCOA00121
+M.G.M		
		



Telaio 450-500-600-700

Frame 450-500-600-700

Chassis 450-500-600-700

Rahmen 450-500-600-700

Drawing Code: **100718_10**

Accessories:

N°	Code	Old.	Descrizione / Description	GB	FR	D	E
#	M80A00021	C00024	VITE TE 88 PG FP M10x120 ZINC UNI 5737	SCREW	VIS	SCHRAUBE	TORNILLO
#	M80A00029	C00032	VITE TE 88 PG FP M12X50 ZINC UNI 5737	SCREW	VIS	SCHRAUBE	TORNILLO
#	M80A00032	C00035	VITE TE 88 PG FP M12X70 ZINC UNI 5737	SCREW	VIS	SCHRAUBE	TORNILLO
#	M80A00179	C00229	VITE TE 10.9 M16X1,5X45 ZINC F25	SCREW	VIS	SCHRAUBE	TORNILLO
#	M80A00198	C00253	VITE TE 88 PF FP M20X1,5X90 ZINC UNI 573	SCREW	VIS	SCHRAUBE	TORNILLO
#	M80A00242	C00429	VITE TCEI PG M10X20 ZINC UNI 5931	SCREW	VIS	SCHRAUBE	TORNILLO
#	M80A00244	C00431	VITE TCEI PG M10X30 ZINC UNI 5931	SCREW	VIS	SCHRAUBE	TORNILLO
#	MF0A00001	C00731	BULLONE TTQDE M10X30 UNI 5732 ZINC.BIANC	BOLT	BOULON	FLANSCH	BRIDA
#	M85A00050	C02305	DADO METALBLOC M12 X 1.75	NUT	BOULONS	NUT	DADO
#	M85A00054	C02357	DADO METALBLOC M16X1,5	NUT	BOULONS	NUT	DADO
#	M85A00066	C02558	DADO AUTOBLOC BASSO 8 PF M20X1,5 H=20 UNI 7474	NUT	BOULONS	NUT	DADO
#	M85A00077	C02604	DADO AUTOBLOC ALTO 8 M10 H=11.5 UNI 7473	NUT	BOULONS	NUT	DADO
#	M85A00081	C02608	DADO AUTOBLOC ALTO 8 M20 H=22 UNI 7473	NUT	BOULONS	NUT	DADO
#	M85A00088	C02656	DADO AUTOBLOC ALTO 8 M14X1,5 H=16 UNI 7473	NUT	BOULONS	NUT	DADO
#	M85A00089	C02657	DADO AUTOBLOC ALTO 8 M16X1,5 H=18 UNI 7473	NUT	BOULONS	NUT	DADO
#	M90A00010	C03007	RONDELLA PIANA D.17 DIN125-A ZINC.	WASHER	RONDELLE	UNTERLEGSCHLEIBE	ARANDELLA
#	M90A00011	C03008	RONDELLA PIANA D.21 DIN125-A ZINC.	WASHER	RONDELLE	UNTERLEGSCHLEIBE	ARANDELLA
#	M90A00014	C03011	RONDELLA PIANA D.28 DIN125-A ZINC.	WASHER	RONDELLE	UNTERLEGSCHLEIBE	ARANDELLA
#	M90A00017	C03014	RONDELLA PIANA D.34X60X5 DIN 125-A ZINC.	WASHER	RONDELLE	UNTERLEGSCHLEIBE	ARANDELLA
#	MA5A00061	C04262Z	SPESSORE REG. * 40,2X49,8X2 ZINC.+DEIDR.	THICKNESS	CALES	DICKE	ESPESSOR
#	MB0A00030	C04542	"SPINA ELASTICA D.10X50 TRATTATA "" GEOMET ""	SOCKET	GOUPILLE	STECKER	PASADOR
#	MB0A00067	C04640	SPINA SPIROL D.10X40	SOCKET	GOUPILLE	STECKER	PASADOR
#	MB0A00076	C04665	"SPINA SPIROL D.12X80 TRATTATA "" GEOMET ""	SOCKET	GOUPILLE	STECKER	PASADOR
#	MB0A00087	C05004	SPINA A MOLLA D.4	SOCKET	GOUPILLE	STECKER	PASADOR
#	MJ5A00005	C41105	INGRASSATORE M10X1 DIRITTO	GREASE NIPPLE	GRAISSOR	FETTBUECHSE	ENGRASADOR
#	MF0A00024	C50105	VOLANTINO 3 LOBI D.80 M12X22	HAND WHEEL	VOLANT	HANDRAD	PERILLA
#	G10A00012	C50126	TAPPO PLASTICA TUBO 100X100X7	PLUG	BOUCHON	STOEPSSEL	ENCHUFE
#	G10A00017	C50140	IMPUGNATURA TIRANTE FORO D.6	HANDLE	MANILLE	GRIFF	MANGO
#	C10A01071	C50151	TAPPO LAMIERA PER TUBO Q.150X150	PLUG	BOUCHON	STOEPSSEL	ENCHUFE
#	MJ0A00001	C50801	CORDA D.6 (BIANCA) ROT.300MT.35G/M	ROPE	CORDE	SEIL	CUERDA
#	C05A04001	D01661Z	RONDELLA D.40.5X60.3X8 ZINCATA	WASHER	RONDELLE	UNTERLEGSCHLEIBE	ARANDELLA
#	M15A00019	D01662	PERNO D.40X213 UT.2 FORI D.12 TEMPR.IND+ZINC	PIN	PIVOT	STIFT	PIN
#	MD5A00005	D01939	CAVALLOTTO QUADRO M20X100X145	PIN	CAVALLIER	STIFT	CAVALLOTTI
#	MD5A00010	D02979	CAVALLOTTO QUADRO M14 T100X100X135	PIN	CAVALLIER	STIFT	CAVALLOTTI
#	MF5A00019	D03198	MOLLA GANCI DI SICUREZZA DM-DX	SPRING	RESSORT	FEDER	MUELLE
#	C10A01309	D03337	LAMIERA COPERTURA POSTERIORE DX	METAL PLATE	TOLE	METALL-PLATTE	HOJA DE METAL
#	M15A00039	D03351	PERNO SNODO REGO.CILINDRI DX CARBON+ZINC	PIN	PIVOT	STIFT	PIN
#	M15A00041	D03353	PERNO D.28X267UT.2 FORI D.10	PIN	PIVOT	STIFT	PIN
#	M15A00042	D03355	PERNO D.40X159 UT. 2 FORI D.12 TEMPR.INDUZ.	PIN	PIVOT	STIFT	PIN
#	M15A00043	D03356	PERNO D.40X94 UT. 2 FORI D.12 TEMPR.INDUZ.	PIN	PIVOT	STIFT	PIN
#	C10A01329	D03445	PIASTRA USURA GANCIO DX	PLATE	PLAQUE	PLATTE	PLACA
#	C10A01330	D03449	PIASTRA USURA TUBO GANCIO DX	PLATE	PLAQUE	PLATTE	PLACA
#	C05A04311	D03504	FERMO CATENELLA CARDANO 4MM	MECH. STOP	FERMETURE	MECH. SPERRUNG	PARADO
#	C05A04322	D03568	LAMA RULLO SUPERIORE DX SP.10	METAL PLATE	LAME	METALL-PLATTE	CUCHILLA
#	C05A04323	D03569	LAMA RULLO SUPERIORE DX SP.12	METAL PLATE	LAME	METALL-PLATTE	CUCHILLA
#	C10A01354	D03595	STAFFA ATTACCO RULLO SERIE 3-4 10MM	BRACKET	SUPPORT	BUEGEL	SOPORTE
#	C10A01361	D03635	PROLUNGA TELAIO DH-300 DX-500	EXTENSION	EXTENSION	VERLAENGERUNG	EXTENSIÓN
#	C05A04415	D04212	SAG. REG. CILINDRI DX (CORSA 47) 10MM	SHAPED	FORME	VERFORMT	HUECAS
#	C05A05196	D06278	PROLUNGA GANCIO CARDANO 10MM	EXTENSION	EXTENSION	VERLAENGERUNG	EXTENSIÓN

Copyright © 2009 Alpego s.p.a. ®

Tutti i diritti sono riservati. È vietata espressamente la ristampa o l'uso non autorizzato senza permesso scritto dalla Alpego s.p.a.

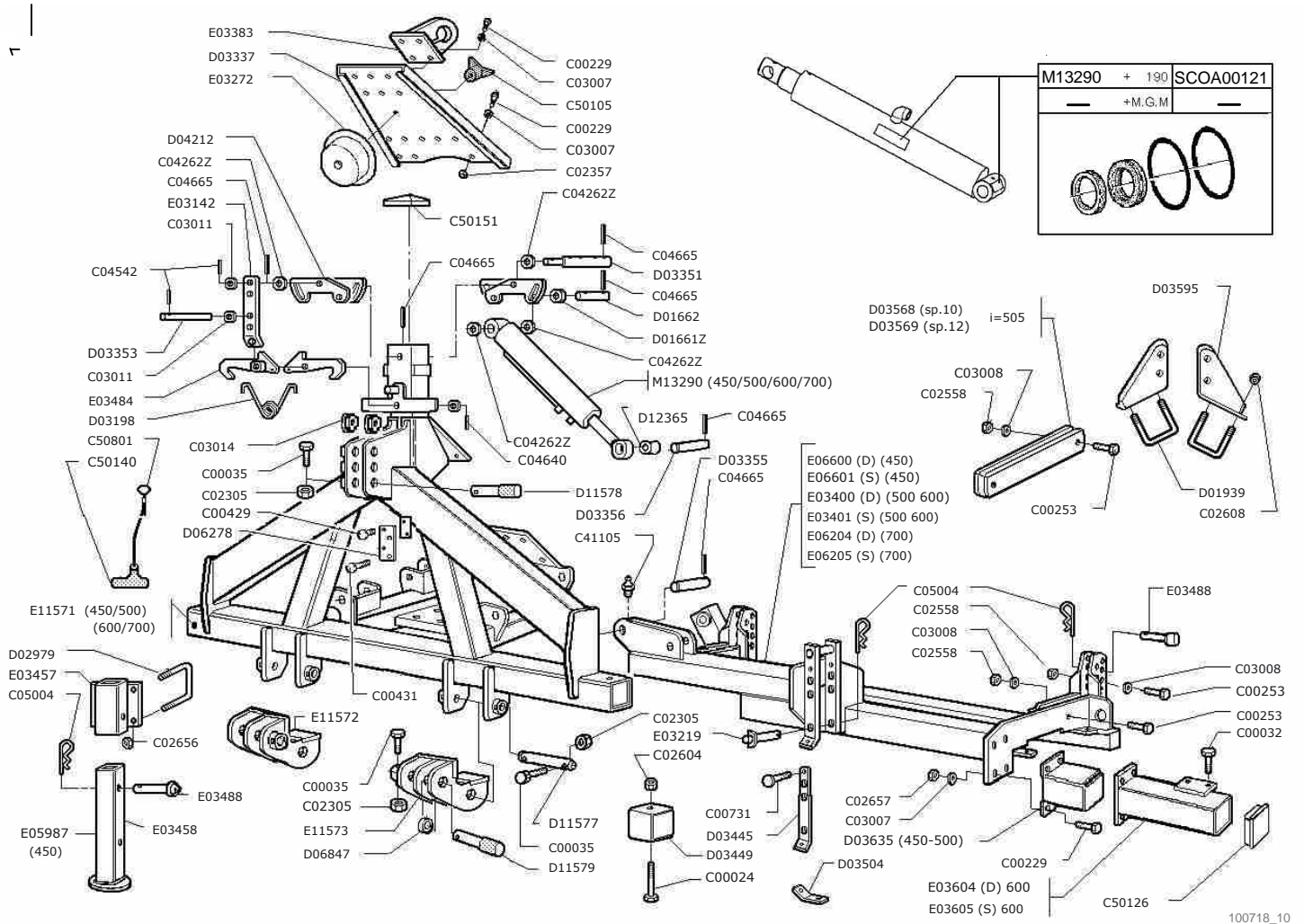
Tous droits réservés. Toute réimpression ou utilisation non autorisée sans la permission écrite de la Alpego s.p.a. est formellement interdite

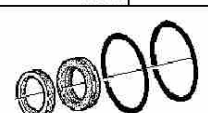
Alle Rechte vorbehalten. Nachdruck, Vervielfältigung und Verbreitung, auch auszugsweise, ist ohne schriftliche Genehmigung der Alpego s.p.a.

Al rights reserved. Any reprinting or unauthorized use without the written permission of Alpego s.p.a. is expressly prohibited

Todos los derechos reservados. Toda reproducción o uso no autorizado sin el consentimiento escrito de Alpego s.p.a. quedan expresamente prohibidos

19/12/2013



M13290	+ 190	SCOA00121
+M.G.M		
		



Telaio 450-500-600-700

Frame 450-500-600-700

Chassis 450-500-600-700

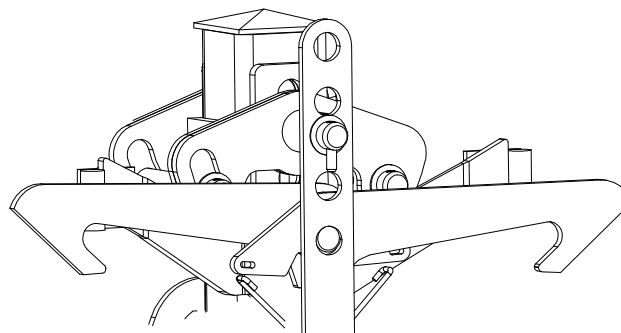
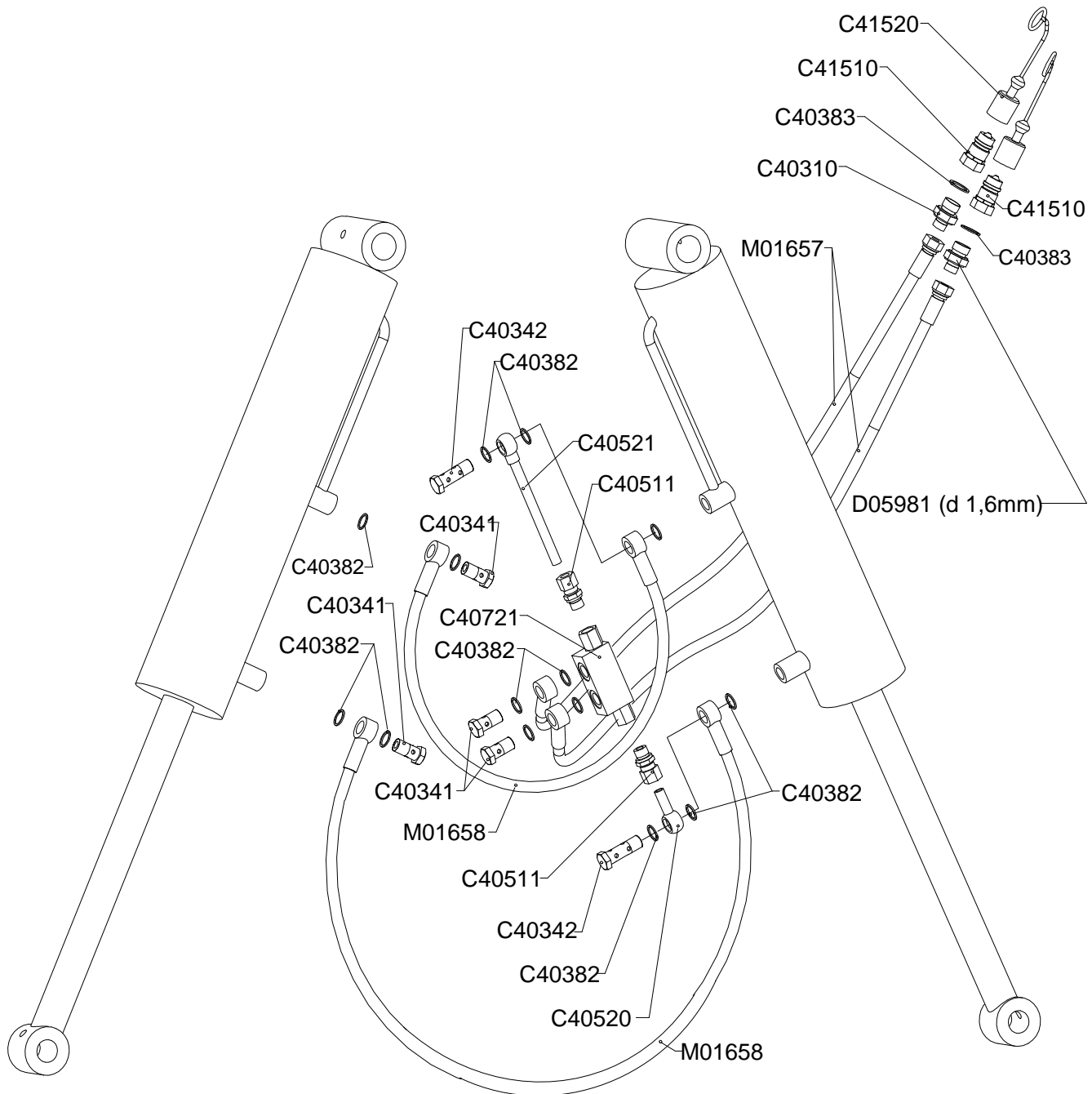
Rahmen 450-500-600-700

Drawing Code:

100718_10

Accessories:

N°	Code	Old.	Descrizione / Description	GB	FR	D	E
#	C15A00441	D06847	DIST. D.60,3 D.37,5 L.12 ZINC***	SPACER	ENTRETOISE	ABSTANDSTUECK	ESPACIADORES
#	M15A00131	D11577	PERNO D.36X271 UT. 2 FORI D.13 TEMPR.	PIN	PIVOT	STIFT	PIN
#	M15A00132	D11578	PERNO D.32/45X271 BONIF.+ZINC	PIN	PIVOT	STIFT	PIN
#	M15A00133	D11579	PERNO D.36,5/50X130/150 BONIF.+ZINC	PIN	PIVOT	STIFT	PIN
#	C15A00658	D12365	BUSSOLA DE.50 DI.40 L.56 CEMENTATA PER M03315/M05055	BUSHING	ENTRETOISE	BUCHSE	BRUJULA
#	C20A00557	E03142	PIATTO CON GUIDA CORDINO DM	METAL STRAP	METAL DEPLOYE	BANDEISEN	PLATILLO
#	M15A00173	E03219	PERNO ROND.25X140 UT.FORO D.6 ZINC***	PIN	PIVOT	STIFT	PIN
#	C20A00592	E03272	COPERCHIO PER INGRANAGGI DI SCORTA DF	LID	COUVERCLE	DECKEL	TAPA
#	C20A00610	E03383	GANCIO SOLLEVAMENTO DX 12MM	HOOK	ATTACHE	HAKEN	ENGANCHE
#	C20A00614	E03400	TELAIO LATERALE DESTRO DX	FRAME	CHASSIS	RAHMEN	MARCO
#	C20A00615	E03401	TELAIO LATERALE SINISTRO DX	FRAME	CHASSIS	RAHMEN	MARCO
#	C20A00622	E03457	SUPPORTO GAMBA DF-DG-DX	SUPPORT	SUPPORT	STUTZE	APOYO
#	C20A00623	E03458	GAMBA SOSTEGNO DF4-DG-DX	LEG	BEQUILLE	BEIN	PATA
#	C20A00631	E03484	GANCIO DI SICUREZZA DX	HOOK	ATTACHE	HAKEN	ENGANCHE
#	M15A00174	E03488	PERNO ROND D.20X63 UT. FORO D.6 ZINC***	PIN	PIVOT	STIFT	PIN
#	C20A00664	E03604	PROLUNGA DESTRA TELAIO DH-400 / DX-600	EXTENSION	EXTENSION	VERLAENGERUNG	EXTENSIÓN
#	C20A00665	E03605	PROLUNGA SINISTRA TELAIO DH-400 / DX-600	EXTENSION	EXTENSION	VERLAENGERUNG	EXTENSIÓN
#	C20A01099	E05987	GAMBA SOSTEGNO DX/DG-450/550	LEG	BEQUILLE	BEIN	PATA
#	C20A01132	E06204	TELAIO LATERALE DESTRO DX-700-800	FRAME	CHASSIS	RAHMEN	MARCO
#	C20A01133	E06205	TELAIO LATERALE SINISTRO DX-700-800	FRAME	CHASSIS	RAHMEN	MARCO
#	C20A01201	E06600	TELAIO LATERALE DESTRO DX-450	FRAME	CHASSIS	RAHMEN	MARCO
#	C20A01202	E06601	TELAIO LATERALE SINISTRO DX-450	FRAME	CHASSIS	RAHMEN	MARCO
#	C20A01907	E11571	TELAIO CENTRALE DX 3/4 CATEGORIA	FRAME	CHASSIS	RAHMEN	MARCO
#	C20A01908	E11572	ATTACCO TRATT. DESTRO CAT. 3/4 DX	CONNECTION	ATTELAGE	ANSCHLUSS	ATAQUE
#	C20A01909	E11573	ATTACCO TRATT. SINISTRO CAT. 3/4 DX	CONNECTION	ATTELAGE	ANSCHLUSS	ATAQUE
#							
#	H80A00047	M13290	CILINDRO D.120 C.430 S.50 DX MAX	CYLINDER	CYLINDRE	ZYLINDER	CILÍNDRICA
#	SCOA00121		SERIE GUARNIZIONI CIL M13290 D.120 D.50	SERIES	SÉRIE	SERIE	SERIE





Impianto idraulico

Hydraulic system

Circuit hydraulique

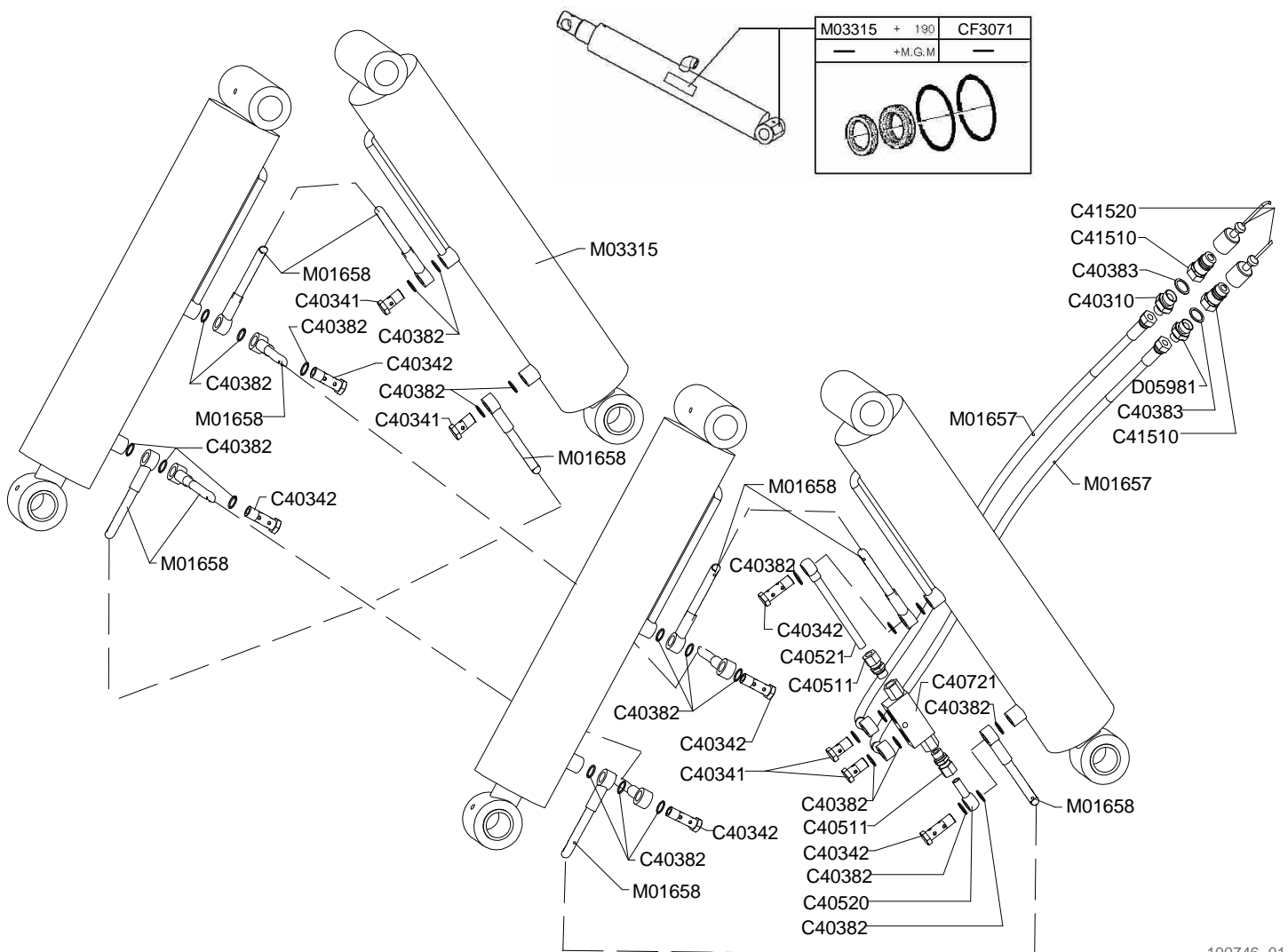
Hydraulikanlage

Drawing Code:

100313_3

Accessories:

N°	Code	Old.	Descrizione / Description	GB	FR	D	E
#	H35A00010	C40310	NIPLES RIDUZ.1/2 3/8	NIPLES	NIPLES	NIPLES	NIPLES
#	H40A00002	C40341	VITE FORATA 3/8X31	SCREW	VIS	SCHRAUBE	TORNILLO
#	H40A00003	C40342	VITE FORATA DOPPIA 3/8X49	SCREW	VIS	SCHRAUBE	TORNILLO
#	H35A00042	C40382	RONDELLA RAME 3/8 D.17	WASHER	RONDELLE	UNTERLEGSCHIEBE	ARANDELLA
#	H35A00043	C40383	RONDELLA RAME 1/2 D.21	WASHER	RONDELLE	UNTERLEGSCHIEBE	ARANDELLA
#	H35A00096	C40511	NIPLES 3/8 CON OGIVA 12 TENUTA DIN FORM A	NIPLES	NIPLES	NIPLES	NIPLES
#	H35A00098	C40520	OCCHIO 3/8 CON TUBETTO D.12X40 ZINC.	EYE	ŒIL	AUGE	OJOS
#	H35A00099	C40521	OCCHIO 3/8 CON TUBETTO D.12X200 ZINC.	EYE	ŒIL	AUGE	OJOS
#	H70A00013	C40721	VALVOLA BLOCCO 3/8 VBPDE L=126 CORTA	VALVE	SOUPAPE	VENTIL	VALVULA
#	H50A00005	C41510	INNESTO RAPIDO MASCHIO ATT.1/2 F NV	COUPLING	ACCOUPLMENT	KUPPLUNG	COMPROMISO
#	G10A00002	C41520	TAPPO PROT.INNESTO RAPIDO 1/2 MASCHIO BLU	PLUG	BOUCHON	STOEPSSEL	ENCHUFE
#	H35A00115	D05981	NIPLES RIDUZIONE 1/2 3/8 CON FORO D.1,6	NIPLES	NIPLES	NIPLES	NIPLES
#	H75A00002	M01657	"TUBO IDR OH3/8"-R1AT 1/4"X2000-FD3/8"	TUBE	TUBE	ROHR	TUBO
#	H75A00003	M01658	"TUBO IDR OH3/8"-R1AT 1/4"X850-OH3/8"	TUBE	TUBE	ROHR	TUBO



100746_01



Impianto idraulico 800

Hydraulic system 800

Circuit hydraulique 800

Hydraulikanlage 800

Drawing Code:

100746_1

Accessories:

N°	Code	Old.	Descrizione / Description
#	H35A00010	C40310	NIPLES RIDUZ. 1/2 3/8
#	H40A00002	C40341	VITE FORATA 3/8X31
#	H40A00003	C40342	VITE FORATA DOPPIA 3/8X49
#	H35A00042	C40382	RONDELLA RAME 3/8 D.17
#	H35A00043	C40383	RONDELLA RAME 1/2 D.21
#	H35A00096	C40511	NIPLES 3/8 CON OGIVA 12 TENUTA DIN FORM A
#	H35A00098	C40520	OCCHIO 3/8 CON TUBETTO D.12X40 ZINC.
#	H35A00099	C40521	OCCHIO 3/8 CON TUBETTO D.12X200 ZINC.
#	H70A00013	C40721	VALVOLA BLOCCO 3/8 VBPDE L=126 CORTA
#	H50A00005	C41510	INNESTO RAPIDO MASCHIO ATT. 1/2 F NV
#	G10A00002	C41520	TAPPO PROT.INNESTO RAPIDO 1/2 MASCHIO BLU
#	SCOA00076	CF3071	SERIE GUARNIZIONI CIL. M03315 D.100 D.45 (REBOS)
#	H35A00115	D05981	NIPLES RIDUZIONE 1/2 3/8 CON FORO D.1,6
#	H75A00002	M01657	"TUBO IDR OH3/8"-R1AT 1/4""X2000-FD3/8""
#	H75A00003	M01658	"TUBO IDR OH3/8"-R1AT 1/4""X850-OH3/8""
#	H80A00010	M03315	CILINDRO D.100 C.430 S.45 DX

GB	FR	D	E
NIPLES	NIPLES	NIPLES	NIPLES
SCREW	VIS	SCHRAUBE	TORNILLO
SCREW	VIS	SCHRAUBE	TORNILLO
WASHER	RONDELLE	UNTERLEGSCHIEBE	ARANDELLA
WASHER	RONDELLE	UNTERLEGSCHIEBE	ARANDELLA
NIPLES	NIPLES	NIPLES	NIPLES
EYE	ŒIL	AUGE	OJOS
EYE	ŒIL	AUGE	OJOS
VALVE	SOUPAPE	VENTIL	VALVULA
COUPLING	ACCOUPEMENT	KUPPLUNG	COMPROMISO
PLUG	BOUCHON	STOEPSSEL	ENCHUFE
SERIES	SÉRIE	SERIE	SERIE
NIPLES	NIPLES	NIPLES	NIPLES
TUBE	TUBE	ROHR	TUBO
TUBE	TUBE	ROHR	TUBO
CYLINDER	CYLINDRE	ZYLINDER	CILÍNDRICA

Barra affinamento BA3 (erpice pieghevole)

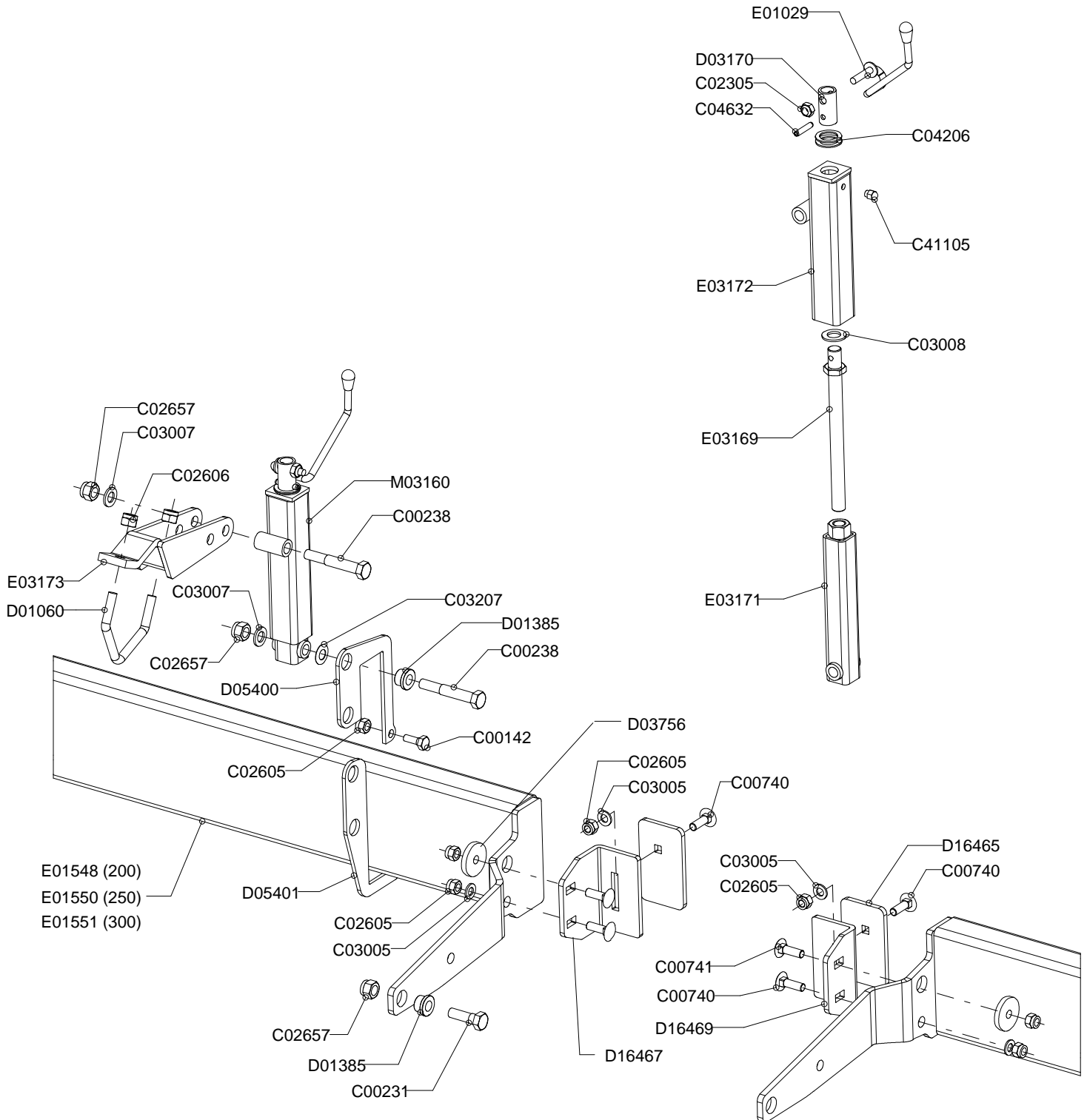
Rear bar BA3 (folding harrow)

Barra arriere BA3 (pliantes herse)

Hintere stange BA3 (klappbar kreiseleggen)

Drawing Code: **100315_2**

Accessories: S80A00047 - S80A00048



100315_02



Barra affinamento BA3 (erpice pieghevole)

Rear bar BA3 (folding harrow)

Barra arriere BA3 (pliante herse)

Hintere stange BA3 (klappbar kreiseleggen)

Drawing Code:

100315_2

Accessories:

S80A00047 - S80A00048

N°	Code	Old.	Descrizione / Description	GB	FR	D	E
#	M80A00129	C00142	VITE TE 88 PG FT M12X30 ZINC UNI 5739	SCREW	VIS	SCHRAUBE	TORNILLO
#	M80A00180	C00231	VITE TE 88 PF FP M16X1,5X50 ZINC UNI 573	SCREW	VIS	SCHRAUBE	TORNILLO
#	M80A00187	C00238	VITE TE 88 PF FP M16X1,5X100 ZINC UNI 57	SCREW	VIS	SCHRAUBE	TORNILLO
#	MF0A00006	C00740	BULLONE TTQST M12X40 UNI 5732 ZINC	BOLT	BOULON	FLANSCH	BRIDA
#	M80A00419	C00741	BULLONE TTQST M12X45 UNI 5732 ZINC	BOLT	BOULON	FLANSCH	BRIDA
#	M85A00050	C02305	DADO METALBLOC M12 X 1.75	NUT	BOULONS	NUT	DADO
#	M85A00078	C02605	DADO AUTOBLOC ALTO 8 M12 H=14 UNI 7473	NUT	BOULONS	NUT	DADO
#	M85A00079	C02606	DADO AUTOBLOC ALTO 8 M14 H=16 UNI 7473	NUT	BOULONS	NUT	DADO
#	M85A00089	C02657	DADO AUTOBLOC ALTO 8 M16X1,5 H=18 UNI 7473	NUT	BOULONS	NUT	DADO
#	M90A00008	C03005	RONDELLA PIANA D.13 DIN125-A ZINC.	WASHER	RONDELLE	UNTERLEGSCHLEIBE	ARANDELLA
#	M90A00010	C03007	RONDELLA PIANA D.17 DIN125-A ZINC.	WASHER	RONDELLE	UNTERLEGSCHLEIBE	ARANDELLA
#	M90A00011	C03008	RONDELLA PIANA D.21 DIN125-A ZINC.	WASHER	RONDELLE	UNTERLEGSCHLEIBE	ARANDELLA
#	M90A00053	C03207	DISCO ELAST. D.16,3X31.5X1.75 ZINC+DEIDR DIN 2093	DISC	DISQUE	SCHLEIBE	DISCO
#	MA5A00005	C04206	SPESSORE 28x40x2 ZINC.+DEIDR. HRC 44	THICKNESS	CALES	DICKE	ESPESOR
#	MB0A00065	C04632	SPINA SPIROL D.8X40	SOCKET	GOUPILLE	STECKER	PASADOR
#	MJ5A00005	C41105	INGRASSATORE M10X1 DIRITTO	GREASE NIPPLE	GRAISSOR	FETTBUECHSE	ENGRASADOR
#	MD5A00003	D01060	CAVALLOTTO DIAGONALE M14 70X70	PIN	CAVALLIER	STIFT	CAVALLOTTI
#	C15A00062	D01385	BUSSOLA D25/32 D.16,5 L.18,5 CARBON+ZINC	BUSHING	ENTRETOISE	BUCHSE	BRUJULA
#	C15A00233	D03170	DIST. D.26,9 D.20 L.53+FORO D.8+FORO D.12	SPACER	ENTRETOISE	ABSTANDSTUECK	ESPACIADORES
#	C05A04351	D03756	RONDELLA D.53X13X8	WASHER	RONDELLE	UNTERLEGSCHLEIBE	ARANDELLA
#	C05A04859	D05400	PIASTRINA SUPERIORE MANOV. BA3 6 MM.	METAL STRAP	METAL DEPLOYE	BANDEISEN	PLATILLO
#	C05A04860	D05401	PIASTRINA INFERIORE MANOV. BA3 6 MM.	METAL STRAP	METAL DEPLOYE	BANDEISEN	PLATILLO
#	C05A08161	D16465	PIATTO 80X8 REGOL. PROFONDIT? SLITTA CENTR.	METAL STRAP	METAL DEPLOYE	BANDEISEN	PLATILLO
#	C10A03609	D16467	SLITTA CENTR. LUNGA BARRA AFF. BA2/BA3 8MM	SKID	PATTINS	SLED	TRINEO
#	C10A03610	D16469	SLITTA CENTR. CORTA BARRA AFF. BA2/BA3 8MM	SKID	PATTINS	SLED	TRINEO
#	C20A00074	E01029	MANOVELLA M12 PER BARRE	CRANK	MANIVELLE	SPINDEL	MANIVELA
#	C20A00225	E01548	BARRA AFFINAMENTO BA3- 205	BAR	BARRE	STAB	BARRA
#	C20A00228	E01550	BARRA AFFINAMENTO BA3-250	BAR	BARRE	STAB	BARRA
#	C20A00230	E01551	BARRA AFFINAMENTO BA3-300	BAR	BARRE	STAB	BARRA
#	C20A00560	E03169	BARRA FILETTATA MANOV.BA2-BA3	BAR	BARRE	STAB	BARRA
#	C20A00561	E03171	TUBO INTERNO MANOVELLA BA2-BA3 M20	TUBE	TUBE	ROHR	TUBO
#	C20A00562	E03172	TUBO EST. MANOVELLA BA2-BA3	TUBE	TUBE	ROHR	TUBO
#	C20A00563	E03173	STAFFA PORTA MANOVELLA BA2-BA3	BRACKET	SUPPORT	BUEGEL	SOPORTE
#	M79A00017	M03160	MANOVELLA COMPLET. BA2-BA3 CORSA 200 ZINCATA BIANCA	CRANK	MANIVELLE	SPINDEL	MANIVELA

Barra affinamento BA4

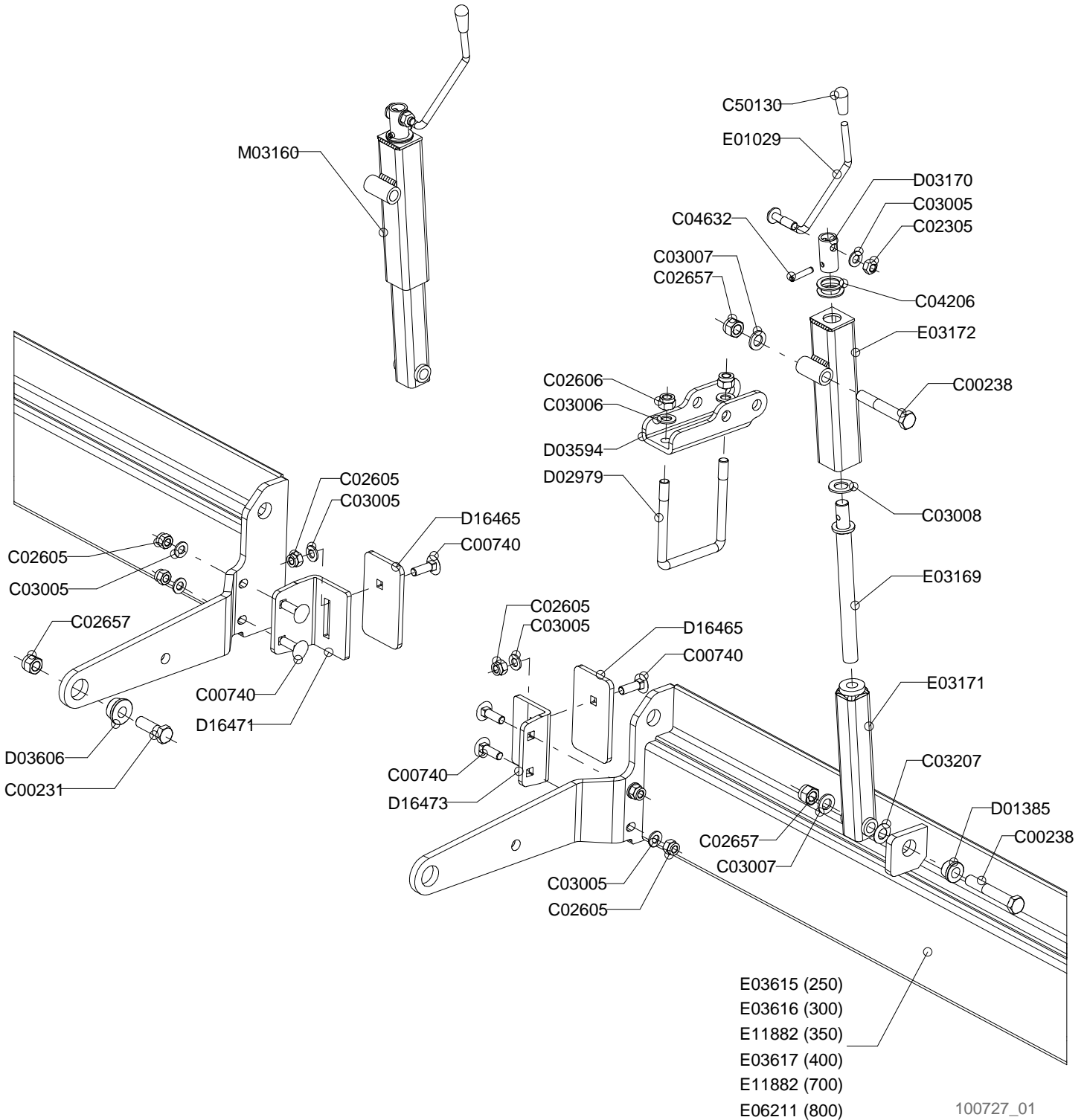
Rear bar BA4

Barra arriere BA4

Hintere stange BA4

Drawing Code: **100727_1**

Accessories:



100727_01



Barra affinamento BA4

Rear bar BA4

Barra arriere BA4

Hintere stange BA4

Drawing Code: **100727_1**

Accessories:

N°	Code	Old.	Descrizione / Description	GB	FR	D	E
#	M80A00180	C00231	VITE TE 88 PF FP M16X1,5X50 ZINC UNI 573	SCREW	VIS	SCHRAUBE	TORNILLO
#	M80A00187	C00238	VITE TE 88 PF FP M16X1,5X100 ZINC UNI 57	SCREW	VIS	SCHRAUBE	TORNILLO
#	MF0A00006	C00740	BULLONE TTQST M12X40 UNI 5732 ZINC	BOLT	BOULON	FLANSCH	BRIDA
#	M85A00050	C02305	DADO METALBLOC M12 X 1.75	NUT	BOULONS	NUT	DADO
#	M85A00078	C02605	DADO AUTOBLOC ALTO 8 M12 H=14 UNI 7473	NUT	BOULONS	NUT	DADO
#	M85A00079	C02606	DADO AUTOBLOC ALTO 8 M14 H=16 UNI 7473	NUT	BOULONS	NUT	DADO
#	M85A00089	C02657	DADO AUTOBLOC ALTO 8 M16X1,5 H=18 UNI 7473	NUT	BOULONS	NUT	DADO
#	M90A00008	C03005	RONDELLA PIANA D.13 DIN125-A ZINC.	WASHER	RONDELLE	UNTERLEGSCHIEBE	ARANDELLA
#	M90A00009	C03006	RONDELLA PIANA D.15 DIN125-A ZINC.	WASHER	RONDELLE	UNTERLEGSCHIEBE	ARANDELLA
#	M90A00010	C03007	RONDELLA PIANA D.17 DIN125-A ZINC.	WASHER	RONDELLE	UNTERLEGSCHIEBE	ARANDELLA
#	M90A00011	C03008	RONDELLA PIANA D.21 DIN125-A ZINC.	WASHER	RONDELLE	UNTERLEGSCHIEBE	ARANDELLA
#	M90A00053	C03207	DISCO ELAST. D.16,3X31,5X1,75 ZINC+DEIDR DIN 2093	DISC	DISQUE	SCHIEBE	DISCO
#	MA5A00005	C04206	SPESSORE 28x40x2 ZINC.+DEIDR. HRC 44	THICKNESS	CALES	DICKE	ESPESOR
#	MB0A00065	C04632	SPINA SPIROL D.8X40	SOCKET	GOUPILLE	STECKER	PASADOR
#	G10A00015	C50130	TAPPO PLASTICA FEMMINA D.10	PLUG	BOUCHON	STOEPSSEL	ENCHUFE
#	C15A00062	D01385	BUSSOLA D25/32 D.16,5 L.18,5 CARBON+ZINC	BUSHING	ENTRETOISE	BUCHSE	BRUJULA
#	MD5A00010	D02979	CAVALLOTTO QUADRO M14 T100X100X135	PIN	CAVALLIER	STIFT	CAVALLOTTI
#	C15A00233	D03170	DIST. D.26,9 D.20 L.53+FORO D.8+FORO D.12	SPACER	ENTRETOISE	ABSTANDSTUECK	ESPACIADORES
#	C10A01353	D03594	STAFFA PORTA MANOVELLA BA3-BA4	BRACKET	SUPPORT	BUEGEL	SOPORTE
#	C15A00279	D03606	BUSSOLA D32/40 D.16,5 L.18 CARBON+ZINC	BUSHING	ENTRETOISE	BUCHSE	BRUJULA
#	C05A08161	D16465	PIATTO 80X8 REGOL. PROFONDITA? SLITTA CENTR.	METAL STRAP	METAL DEPLOYE	BANDEISEN	PLATILLO
#	C10A03612	D16471	SLITTA CENTR. LUNGA BARRA AFF. BA4 8MM	SKID	PATTINS	SLED	TRINEO
#	C10A03611	D16473	SLITTA CENTR. CORTA BARRA AFF. BA4 8MM	SKID	PATTINS	SLED	TRINEO
#	C20A00074	E01029	MANOVELLA M12 PER BARRE	CRANK	MANIVELLE	SPINDEL	MANIVELA
#	C20A00560	E03169	BARRA FILETTATA MANOV.BA2-BA3	BAR	BARRE	STAB	BARRA
#	C20A00561	E03171	TUBO INTERNO MANOVELLA BA2-BA3 M20	TUBE	TUBE	ROHR	TUBO
#	C20A00562	E03172	TUBO EST. MANOVELLA BA2-BA3	TUBE	TUBE	ROHR	TUBO
#	C20A00668	E03615	BARRA AFFINAMENTO BA4-250 ***	BAR	BARRE	STAB	BARRA
#	C20A00670	E03616	BARRA AFFINAMENTO BA4-300 ***	BAR	BARRE	STAB	BARRA
#	C20A00672	E03617	BARRA AFFINAMENTO BA4-400 ***	BAR	BARRE	STAB	BARRA
#	C20A01134	E06211	BARRA AFFINAMENTO BA4-390***	BAR	BARRE	STAB	BARRA
#	C20A01926	E11882	BARRA AFFINAMENTO BA4-350	BAR	BARRE	STAB	BARRA
#	M79A00017	M03160	MANOVELLA COMPLET. BA2-BA3 CORSA 200 ZINCATA BIANCA	CRANK	MANIVELLE	SPINDEL	MANIVELA

Rompitraccia centrale

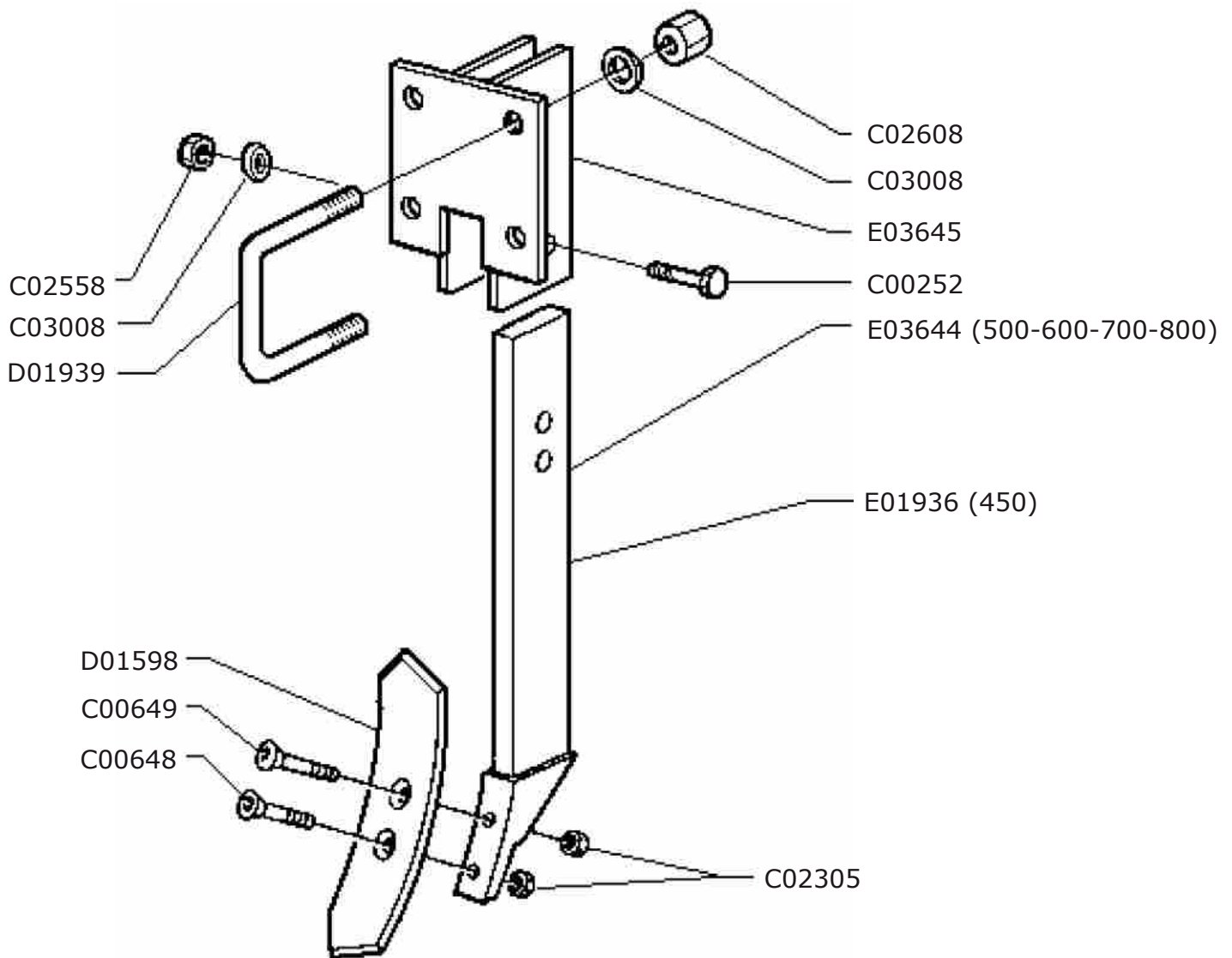
Subsoilers central

Efface traces central

Zentral Spurlockerer

Drawing Code: **K00A01073_0**

Accessories:



K00A01073_00



Rompitraccia centrale

Subsoilers central

Efface traces central

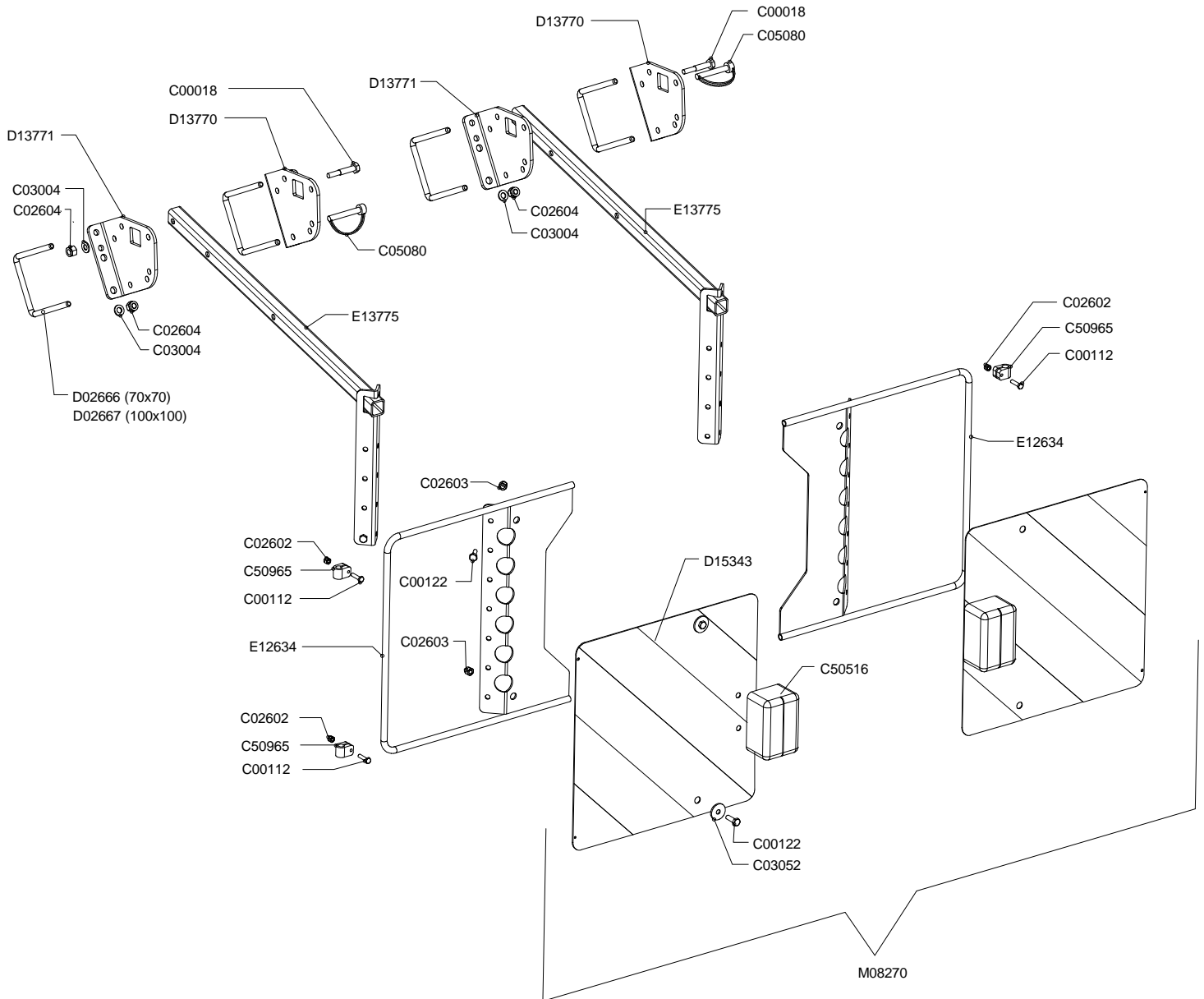
Zentral Spurlockerer

Drawing Code: **K00A01073_0**

Accessories:

N°	Code	Old.	Descrizione / Description
#	M80A00197	C00252	VITE TE 88 PF FP M20X1,5X80 ZINC UNI 573
#	M80A00296	C00648	VITE TSPEI 10.9 PG M12X60 UNI 5933
#	M80A00297	C00649	VITE TSPEI 10.9 PG M12X70 UNI 5933
#	M85A00050	C02305	DADO METALBLOC M12 X 1.75
#	M85A00066	C02558	DADO AUTOBLOC BASSO 8 PF M20X1,5 H=20 UNI 7474
#	M85A00081	C02608	DADO AUTOBLOC ALTO 8 M20 H=22 UNI 7473
#	M90A00011	C03008	RONDELLA PIANA D.21 DIN125-A ZINC.
#	MK0A00038	D01598	VOMERE ROMPITRACCIA 60X12X300
#	MD5A00005	D01939	CAVALLOTTO QUADRO M20X100X145
#	C20A00322	E01936	BRACCIO ROMPITRACCIA 80X25 DF ***
#	C20A00682	E03644	BRACCIO ROMPITRAC. CENTR.80X25 DG/DX ***
#	C20A00683	E03645	STAFFA GUIDA ANCORA CENTRALE DX

GB	FR	D	E
SCREW	VIS	SCHRAUBE	TORNILLO
SCREW	VIS	SCHRAUBE	TORNILLO
SCREW	VIS	SCHRAUBE	TORNILLO
NUT	BOULONS	NUT	DADO
NUT	BOULONS	NUT	DADO
NUT	BOULONS	NUT	DADO
WASHER	RONDELLE	UNTERLEGSCHIEBE	ARANDELLA
PLOUGHSHARE	SOC	PFLUGSCHAR	REJA
PIN	CAVALLIER	STIFT	CAVALLOTTI
ARM	BRAS	ARM	BRAZO
ARM	BRAS	ARM	BRAZO
BRACKET	SUPPORT	BUEGEL	SOPORTE





Barra Fanali Posteriore

Rear lights

Lumieres posterieures

Hinterbeleuchtung

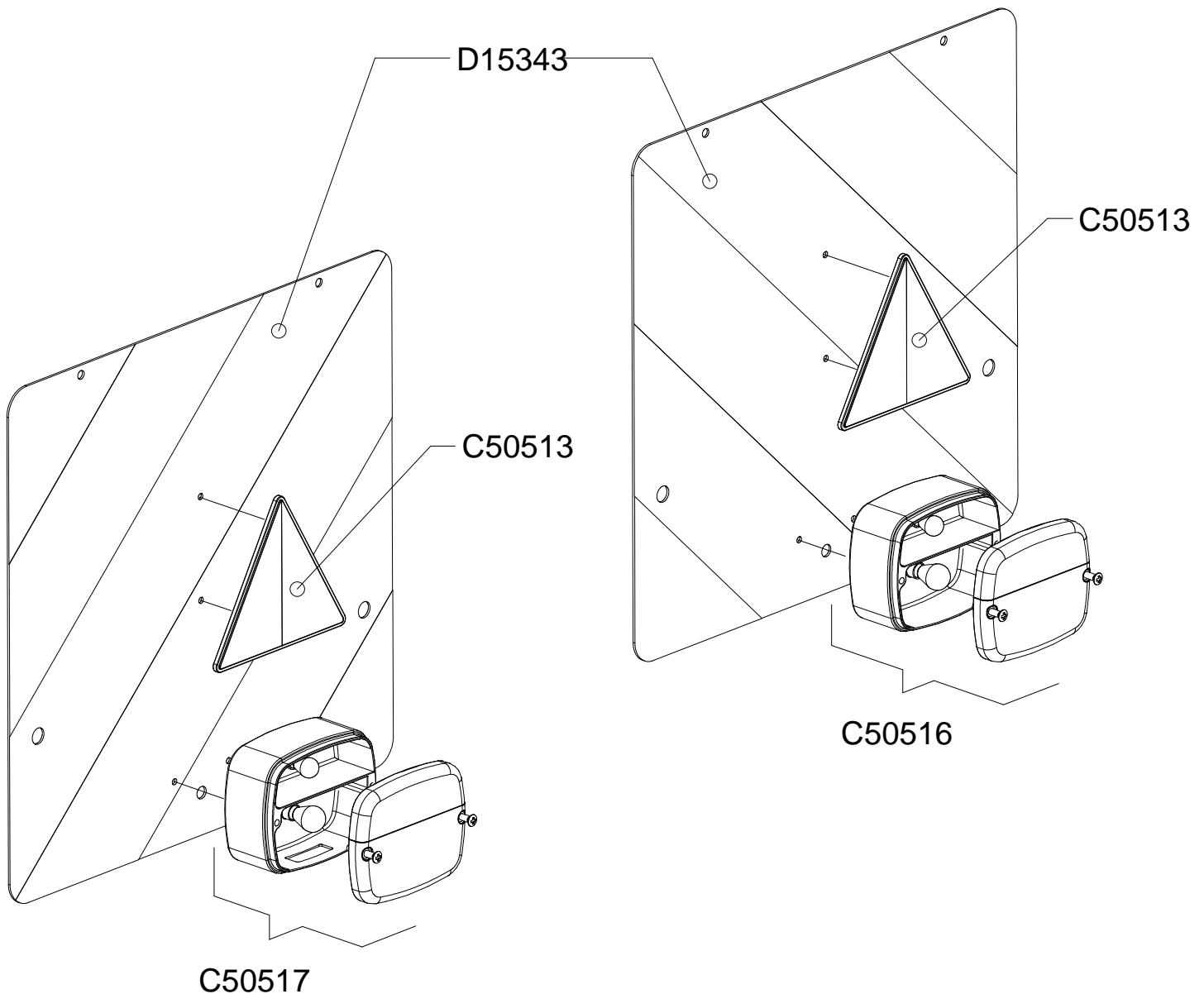
Drawing Code:

100863_0

Accessories:

N°	Code	Old.	Descrizione / Description
#	M80A00015	C00018	VITE TE 88 PG FP M10X60 ZINC UNI 5737
#	M80A00100	C00112	VITE TE 88 PG FT M6X25 ZINC UNI 5739
#	M80A00111	C00122	VITE TE 88 PG FT M8X25 ZINC UNI 5739
#	M85A00073	C02602	DADO AUTOBLOC ALTO 8 M6 H=7.8 UNI 7473
#	M85A00075	C02603	DADO AUTOBLOC ALTO 8 M8 H=10.6 UNI 7473
#	M85A00077	C02604	DADO AUTOBLOC ALTO 8 M10 H=11.5 UNI 7473
#	M90A00007	C03004	RONDELLA PIANA D.10,5 DIN125-A ZINC.
#	M90A00027	C03052	RONDELLA PIANA d9xD32x2.5 UNI 6593 ZINC.
#	MB0A00101	C05080	SPINOTTO PER MOTOZAPPA D.10X60 UTILE
#	E15A00006	C50516	FANALE DESTRO COMPL (BARRA M08270)
#	E00A00029	C50965	MORSETTO STRINGICAVO D.12.7 LPDE NERO
#	MD5A00008	D02666	CAVALLOTTO QUADRO M10X70
#	MD5A00009	D02667	CAVALLOTTO QUADRO M10X100
#	C10A03110	D13770	PIEGATO DESTRO PORTA FANALI
#	C10A03111	D13771	PIEGATO SINISTRO PORTA FANALI
#	E15A00069	D15343	COPPIA PANNELLI 423X423 BARRA FANALI M08270
#	C20A01991	E12634	CORNICE SUPPORTO TABELLA LUCI
#	C20A02152	E13775	SUPPORTO TABELLE
#	E00A00046	M08270	BARRA FANALI 02.090.000 (AS1)

GB	FR	D	E
SCREW	VIS	SCHRAUBE	TORNILLO
SCREW	VIS	SCHRAUBE	TORNILLO
SCREW	VIS	SCHRAUBE	TORNILLO
NUT	BOULONS	NUT	DADO
NUT	BOULONS	NUT	DADO
NUT	BOULONS	NUT	DADO
WASHER	RONDELLE	UNTERLEGSCHIEBE	ARANDELLA
WASHER	RONDELLE	UNTERLEGSCHIEBE	ARANDELLA
PIN	GOUPILLE	STIFT	PASADOR
LIGHT	LUMIERE	LICHT	LÁMPARAS
TERMINAL	TERMINAL	TERMINAL	TERMINALES
PIN	CAVALLIER	STIFT	CAVALLOTTI
PIN	CAVALLIER	STIFT	CAVALLOTTI
BENT	PLIE	GEBOGEN	PLEGADO
BENT	PLIE	GEBOGEN	PLEGADO
PAIR	PAIRE	PAAR	PAREJA/PAR
-	-	-	-
SUPPORT	SUPPORT	STUTZE	APOYO
BAR	BARRE	STAB	BARRA



K00A01074_00



Componenti barra fanali

Components bar lights

Composants feux de barre

Komponenten Stablichter

Drawing Code: **K00A01074_0**

Accessories: E00A00046

N°	Code	Old.	Descrizione / Description
#	E15A00004	C50513	CATADIOTTRO TRINAGOLARE L=160 ROSSO VITE M5
#	E15A00006	C50516	FANALE DESTRO COMPL (BARRA M08270)
#	E15A00007	C50517	FANALE SINISTRO+LUCE TARGA (BARRA M08270)
#	E15A00069	D15343	COPPIA PANNELLI 423X423 BARRA FANALI M08270

GB	FR	D	E
-	-	-	-
LIGHT	LUMIERE	LICHT	LÁMPARAS
LIGHT	LUMIERE	LICHT	LÁMPARAS
PAIR	PAIRE	PAAR	PAREJA/PAR

Cardano centrale W2600

Central pto shaft W2600

Arbre de transmission centrale W2600

Zentral gelenkwelle W2600

Drawing Code:

100141_3

Accessories:

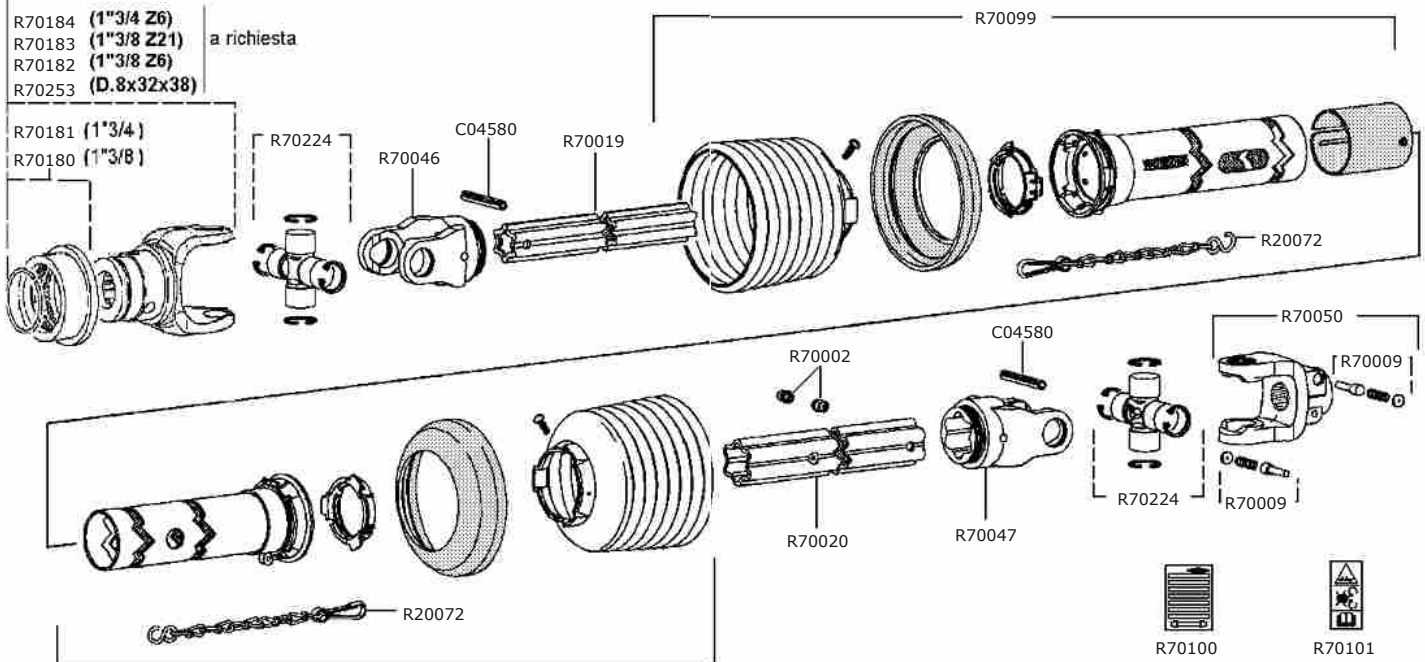
Codice cardano
Code pto shaft
Code de arbre de transmission
Code gelenkwelle

M03380W

R70185 (1"3/4 Z20) di serie

R70184 (1"3/4 Z6)
R70183 (1"3/8 Z21) a richiesta
R70182 (1"3/8 Z6)
R70253 (D.8x32x38)

R70181 (1"3/4)
R70180 (1"3/8)



100141_03



Cardano centrale W2600

Central pto shaft W2600

Arbre de transmission centrale W2600

Zentral gelenkwelle W2600

Drawing Code:

100141_3

Accessories:

N°	Code	Old.	Descrizione / Description
#	MB0A00048	C04580	SPINA ELASTICA D.13X95
#	M70A00043	M03380W	"CARDANO W2600-710 1""3/4Z20-1""3/4Z20"
#	MH0A00021	R20072	CATENELLA FERMA PROTEZIONE CARDANO
#	MJ5A00012	R70002	INGRASSATORE A PRESSIONE D.4.6 WALTER.
#	MF0A00065	R70009	PULSANTE WALTERSCHEID 339302
#	M73A00057	R70019	TUBO S5H-540 CEMENT. WALTERSCHEID 169607
#	M73A00058	R70020	TUBO S6-510 CON INGRASS.WALTER. 171187
#	M72A00091	R70046	FORCELLA RG2600 S5 WALTERSCHEID 168279
#	M72A00092	R70047	FORCELLA RG2600 S6 WALTERSCHEID 168278
#	M72A00095	R70050	"FORCELLA AG2600-1""3/4 Z=20 W-320804"
#	G10A00105	R70099	PROT. CARD. COMPLETA SDH35-1000
#	Q15A00470	R70100	ADESIVO ISTRUZIONI WALTERSCHEID 705066
#	Q15A00471	R70101	ADESIVO SICUREZZA WALTERSCHEID 104689
#	M25A00028	R70180	"COLLARE RAPIDO ""118 AS"" 1""3/8 AGRAS"
#	M25A00029	R70181	"COLLARE RAPIDO ""119 AS"" 1""3/4 AGRAS"
#	M72A00111	R70182	"FORCELLA RAPIDO ASG2600-1""3/8 Z=6"
#	M72A00112	R70183	"FORCELLA RAPIDO ASG2600-1""3/8 Z=21"
#	M72A00113	R70184	"FORCELLA RAPIDO ASG2600-1""3/4 Z=6"
#	M72A00114	R70185	"FORCELLA RAPIDO ASG2600-1""3/4 Z=20"
#	M71A00015	R70224	"CROCIERA COMPL.WALT.2600 ""LONG LIFE 250H"""
#	M72A00125	R70253	FORCELLA ASG2600 D8X32X38 (RUSSIA)

GB	FR	D	E
SOCKET	GROUPILLE	STECKER	PASADOR
UNIVERSAL JOINT	CARDAN	GELENKWELLE	CARDAN
CHAIN	CHAINE	KETTE	CADENA
GREASE NIPPLE	GRAISSOR	FETTBUECHSE	ENGRASADOR
BUTTON	BOUTON	BUTTON	BOTÓN
TUBE	TUBE	ROHR	TUBO
TUBE	TUBE	ROHR	TUBO
FORK	MACHOIRE	GABEL	HORQUILLA
FORK	MACHOIRE	GABEL	HORQUILLA
FORK	MACHOIRE	GABEL	HORQUILLA
PROTECTION	PROTECTION	SCHUTZ	PROTECCIÓN
STICKER	ADHESIF	AUFKLEBER	ADHESIVOS
STICKER	ADHESIF	AUFKLEBER	ADHESIVOS
METAL RING	COLLARE	METALLRING	COLLAR
METAL RING	COLLARE	METALLRING	COLLAR
FORK	MACHOIRE	GABEL	HORQUILLA
FORK	MACHOIRE	GABEL	HORQUILLA
FORK	MACHOIRE	GABEL	HORQUILLA
FORK	MACHOIRE	GABEL	HORQUILLA
CRUISE	CROISIÈRE	CRUISE	CRUISE
FORK	MACHOIRE	GABEL	HORQUILLA

Cardano laterale destro W2500 con limit.aut.

Side right pto shaft W2500

Arbre de transmission lateral droite W2500

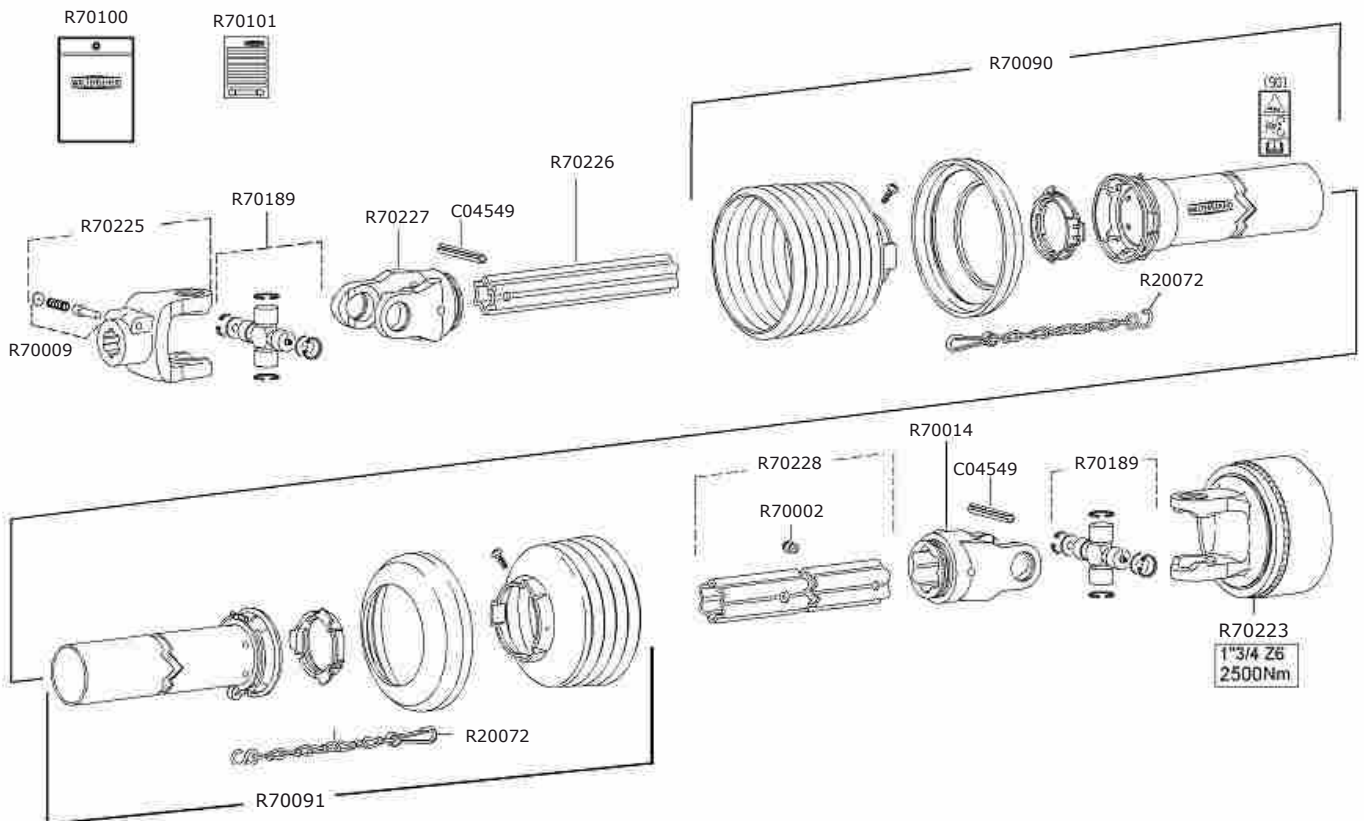
Seite gelenkwelle rechts W2500

Drawing Code: **100321_3_f1**

Accessories:

Codice cardano
Code pto shaft
Code de arbre de transmission
Code gelenkwelle

M05128W



100321_03_f1



Cardano laterale destro W2500 con limit.aut.

Side right pto shaft W2500

Arbre de transmission lateral droite W2500

Seite gelenkwelle rechts W2500

Drawing Code: **100321_3_f1**

Accessories:

N°	Code	Old.	Descrizione / Description	GB	FR	D	E
#	MB0A00037	C04549	SPINA ELASTICA D.10X90	SOCKET	GOUPILLE	STECKER	PASADOR
#	M70A00055	M05128W	"CARD. W2500-610 K64-22 1""3/4Z=6-1""3/4Z20 DESTRO"	UNIVERSAL JOINT	CARDAN	GELENKWELLE	CARDAN
#	MH0A00021	R20072	CATENELLA FERMA PROTEZIONE CARDANO	CHAIN	CHAINE	KETTE	CADENA
#	MJ5A00012	R70002	INGRASSATORE A PRESSIONE D.4.6 WALTER.	GREASE NIPPLE	GRAISSOR	FETTBUECHSE	ENGRASADOR
#	MF0A00065	R70009	PULSANTE WALTERSCHEID 339302	BUTTON	BOUTON	BUTTON	BOTÓN
#	M72A00087	R70014	FORCELLA RG2500 S5 WAL. 097140 EST.STELL	FORK	MACHOIRE	GABEL	HORQUILLA
#	G10A00099	R70090	PROT. CARD. ESTERNA SDH25-A550 375621	PROTECTION	PROTECTION	SCHUTZ	PROTECCIÓN
#	G10A00100	R70091	PROT. CARD. INTERNA SDH25-J550 375620	PROTECTION	PROTECTION	SCHUTZ	PROTECCIÓN
#	Q15A00470	R70100	ADESIVO ISTRUZIONI WALTERSCHEID 705066	STICKER	ADHESIF	AUFKLEBER	ADHESIVOS
#	Q15A00471	R70101	ADESIVO SICUREZZA WALTERSCHEID 104689	STICKER	ADHESIF	AUFKLEBER	ADHESIVOS
#	M71A00014	R70189	"CROCIERA COMPL WALT.2500 ""LONG LIFE 250H"""	CRUISE	CROISIÈRE	CRUISE	CRUISE
#	M75A00120	R70223	"LIMIT. COMPL.K64/22R 1""3/4 Z6 2500NM ROT.DEST."	LIMITER	LIMITEUR	BEGRENZER	LIMITADOR
#	M72A00117	R70225	"FORCELLA ""TULIPANO"" AG2500 1""3/4 Z20 L=134MM"	FORK	MACHOIRE	GABEL	HORQUILLA
#	M73A00075	R70226	TUBO S4LH-445 TEMPRATO WALTERSCHEID 138233	TUBE	TUBE	ROHR	TUBO
#	M72A00118	R70227	"FORCELLA ""TULIPANO"" TUBO S4LH WALTERSCHEID 136856"	FORK	MACHOIRE	GABEL	HORQUILLA
#	M73A00076	R70228	TUBO S5-430 STANDARD 138234	TUBE	TUBE	ROHR	TUBO

Limitatore automatico destro W2500

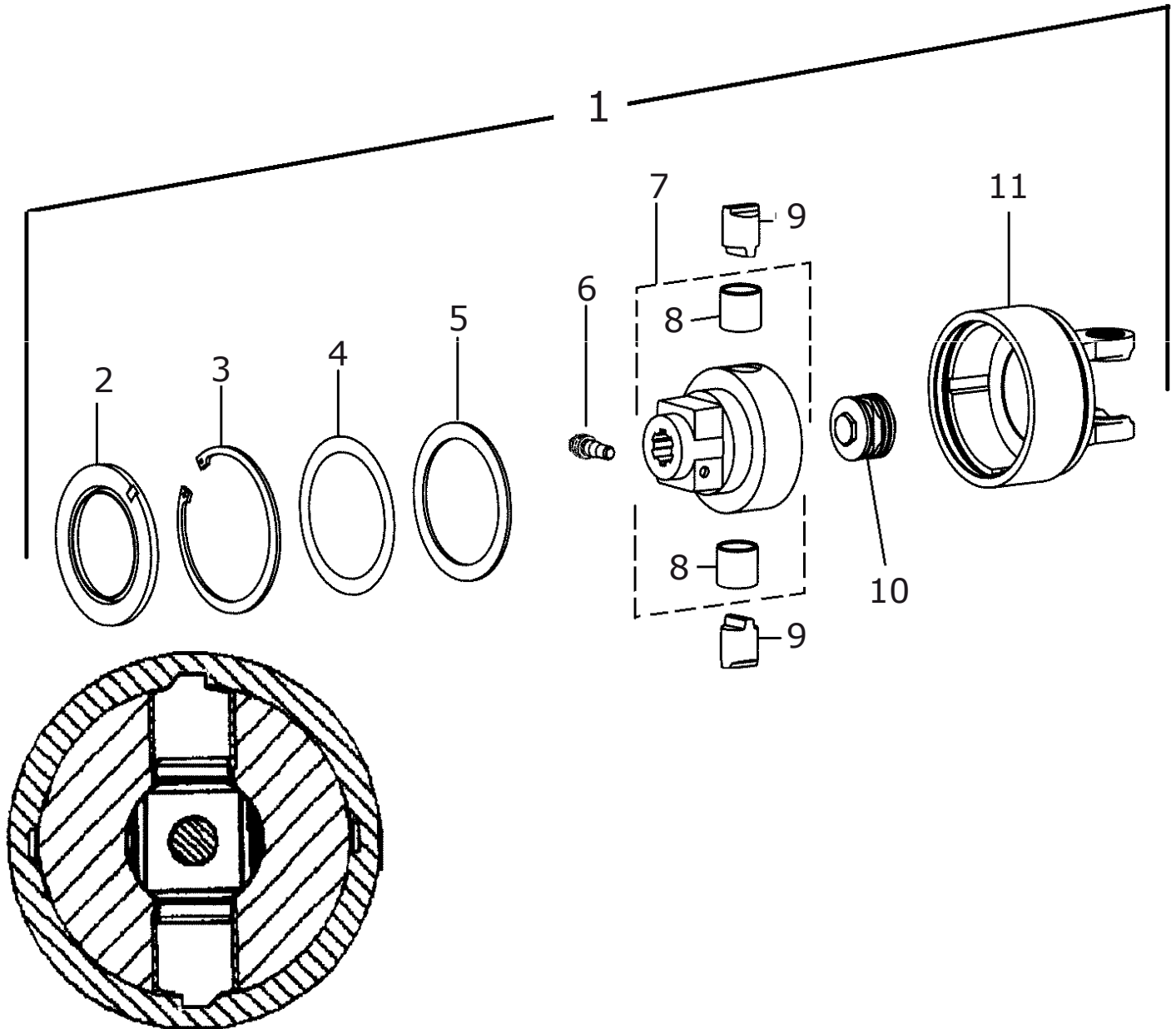
Side right pto shaft W2500

Arbre de transmission lateral droite W2500

Seite gelenkwelle rechts W2500

Drawing Code: **100321_3_f2**

Accessories:



100321_03_f2



Limitatore automatico destro W2500

Side right pto shaft W2500

Arbre de transmission lateral droite W2500

Seite gelenkwelle rechts W2500

Drawing Code: **100321_3_f2**

Accessories:

N°	Code	Old.	Descrizione / Description
1	M71A00016	R70233	CROCIERA COMPL.WALT 2200
2	H00A00099	R70205	ANELLO DI TENUTA D.152.5X99X8
3	MA0A00020	C04047	SEEGER FORO D.150 UNI 7437
4	MA5A00050	C04250	SPESSORE REG. 125.5X139.5X0,5
5	C15A00945	R70124	ANELLO DI RINFORZO K64 120x150x3.5
6	MF0A00068	R70061	"CONO FISSAGGIO LIMIT AUT. 1"3/4 L=41"
7	M75A00112	R70206	"MOZZO COMPLETO K64/22 1"3/4 Z6"
8	M25A00030	R70207	BUSSOLA D.39 DI.35 L=35MM
9	C15A00951	R70208	CAMMA D.35 K64/22 R-L
10	MF5A00064	R70209	PACCHETTO MOLLE K64/22 1300/2500 NM
11	C20A02602	R70210	SCATOLA LIMIT DESTRA K64/22-24 2500

GB	FR	D	E
CRUISE	CROISIÈRE	CRUISE	CRUISE
RING	AMORTISSEUR	RING	ANILLO
SEEGER	SEEGER	SEEGER	SEEGER
THICKNESS	CALES	DICKE	ESPESOR
RING	AMORTISSEUR	RING	ANILLO
CONE	CONE	KEGEL-	CONO
HUB	ESSIEU	NABE	MAZO
BUSHING	ENTRETOISE	BUCHSE	BRUJULA
CAM	CAM	CAM	FAO
KIT	CONFECTION	SATZ	CONF.
BOX	BOITE	SCHACTEL	RECUADRO

Cardano laterale sinistro W2500 con limit.aut.

Side left pto shaft W2500

Arbre de transmission lateral gauche W2500

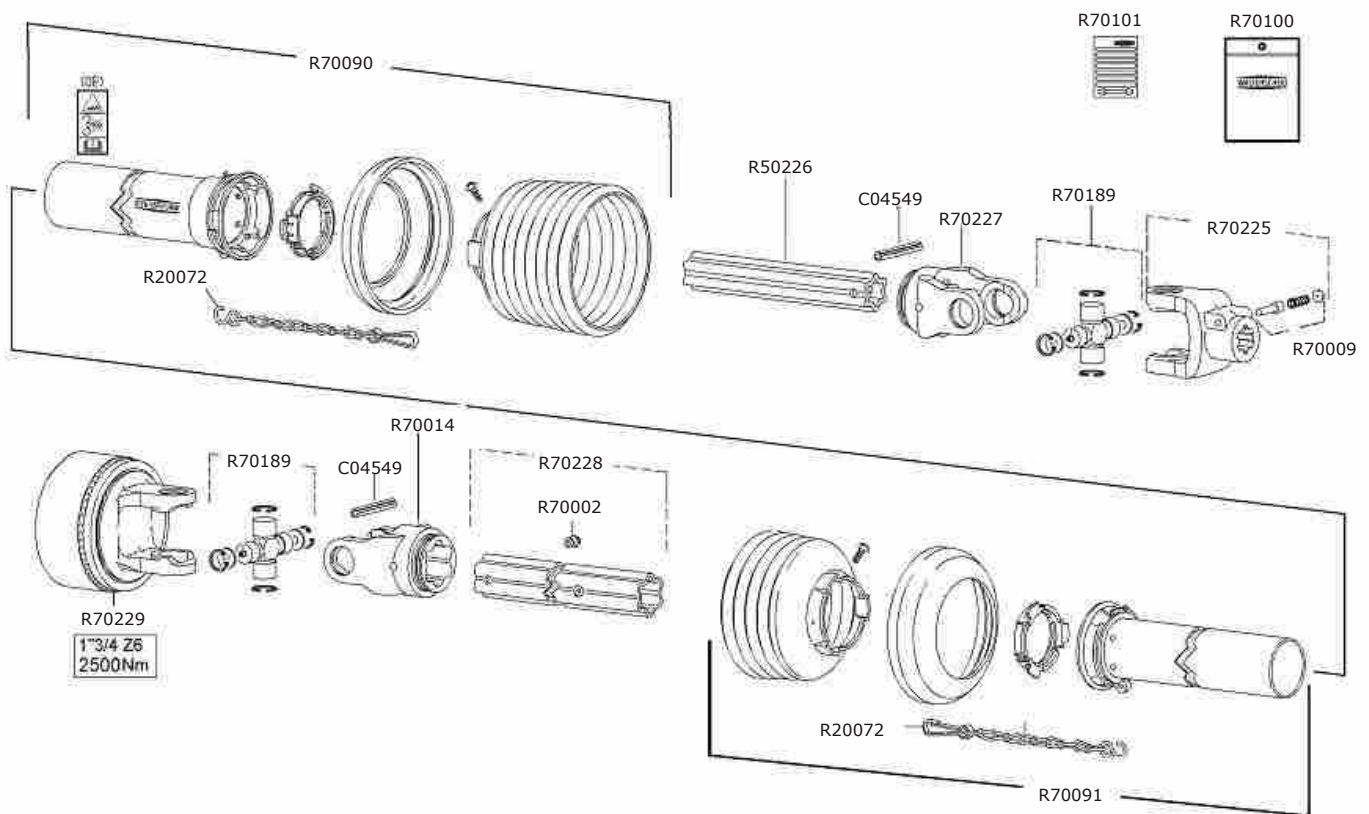
Seite gelenkwelle links W2500

Drawing Code: **100322_3_f1**

Accessories:

Codice cardano
Code pto shaft
Code de arbre de transmission
Code gelenkwelle

M05129W



100322_03_f1



Cardano laterale sinistro W2500 con limit.aut.

Side left pto shaft W2500

Arbre de transmission lateral gauche W2500

Seite gelenkwelle links W2500

Drawing Code: **100322_3_f1**

Accessories:

N°	Code	Old.	Descrizione / Description
#	MB0A00037	C04549	SPINA ELASTICA D.10X90
#	M70A00057	M05129W	"CARD. W2500-610 K64-22 1""3/4Z=6-1""3/4Z20 SINISTRO"
#	MH0A00021	R20072	CATENELLA FERMA PROTEZIONE CARDANO
#			
#	MJ5A00012	R70002	INGRASSATORE A PRESSIONE D.4.6 WALTER.
#	MF0A00065	R70009	PULSANTE WALTERSCHEID 339302
#	M72A00087	R70014	FORCELLA RG2500 S5 WAL. 097140 EST.STELL
#	G10A00099	R70090	PROT. CARD. ESTERNA SDH25-A550 375621
#	G10A00100	R70091	PROT. CARD. INTERNA SDH25-J550 375620
#	Q15A00470	R70100	ADESIVO ISTRUZIONI WALTERSCHEID 705066
#	Q15A00471	R70101	ADESIVO SICUREZZA WALTERSCHEID 104689
#	M71A00014	R70189	"CROCIERA COMPL WALT.2500 ""LONG LIFE 250H"""
#	M72A00117	R70225	"FORCELLA ""TULIPANO"" AG2500 1""3/4 Z20 L=134MM"
#	M72A00118	R70227	"FORCELLA ""TULIPANO"" TUBO S4LH WALTERSCHEID 136856"
#	M73A00076	R70228	TUBO S5-430 STANDARD 138234
#	M75A00121	R70229	"LIMIT. COMPL K64/22L 1""3/4 Z6 2500NM ROT SIN"

GB	FR	D	E
SOCKET	GOUPILLE	STECKER	PASADOR
UNIVERSAL JOINT	CARDAN	GELENKWELLE	CARDAN
CHAIN	CHAINE	KETTE	CADENA
GREASE NIPPLE	GRAISSOR	FETTBUECHSE	ENGRASADOR
BUTTON	BOUTON	BUTTON	BOTÓN
FORK	MACHOIRE	GABEL	HORQUILLA
PROTECTION	PROTECTION	SCHUTZ	PROTECCIÓN
PROTECTION	PROTECTION	SCHUTZ	PROTECCIÓN
STICKER	ADHESIF	AUFKLEBER	ADHESIVOS
STICKER	ADHESIF	AUFKLEBER	ADHESIVOS
CRUISE	CROISIÈRE	CRUISE	CRUISE
FORK	MACHOIRE	GABEL	HORQUILLA
FORK	MACHOIRE	GABEL	HORQUILLA
TUBE	TUBE	ROHR	TUBO
LIMITER	LIMITEUR	BEGRENZER	LIMITADOR

Limitatore automatico sinistro W2500

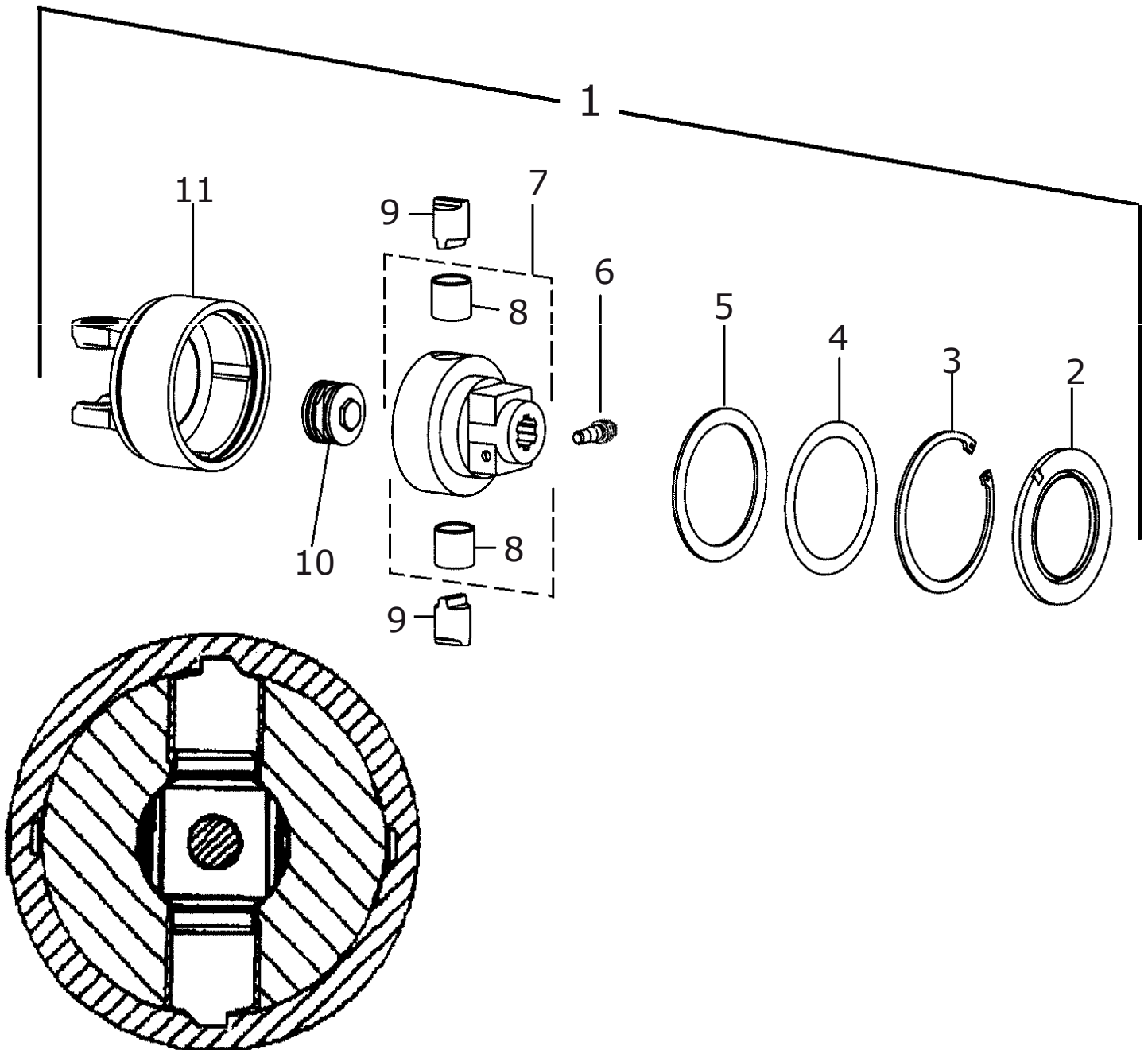
Side left pto shaft W2500

Arbre de transmission lateral gauche W2500

Seite gelenkwelle links W2500

Drawing Code: **100322_3_f2**

Accessories:



100322_03_f2



Limitatore automatico sinistro W2500

Side left pto shaft W2500

Arbre de transmission lateral gauche W2500

Seite gelenkwelle links W2500

Drawing Code: **100322_3_f2**

Accessories:

N°	Code	Old.	Descrizione / Description
1	M75A00121	R70229	"LIMIT. COMPL K64/22L 1"3/4 Z6 2500NM ROT SIN"
2	H00A00099	R70205	ANELLO DI TENUTA D.152.5X99X8
3	MA0A00020	C04047	SEEGER FORO D.150 UNI 7437
4	MA5A00050	C04250	SPESSORE REG. 125.5X139.5X0,5
5	C15A00945	R70124	ANELLO DI RINFORZO K64 120x150x3.5
6	MF0A00068	R70061	"CONO FISSAGGIO LIMIT AUT. 1"3/4 L=41"
7	M75A00112	R70206	"MOZZO COMPLETO K64/22 1"3/4 Z6"
8	M25A00030	R70207	BUSSOLA D.39 DI.35 L=35MM
9	C15A00951	R70208	CAMMA D.35 K64/22 R-L
10	MF5A00064	R70209	PACCHETTO MOLLE K64/22 1300/2500 NM
11	C20A02603	R70211	SCATOLA LIMIT SINISTRA K64/22-24 2500

GB	FR	D	E
LIMITER	LIMITEUR	BEGRENZER	LIMITADOR
RING	AMORTISSEUR	RING	ANILLO
SEEGER	SEEGER	SEEGER	SEEGER
THICKNESS	CALES	DICKE	ESPESOR
RING	AMORTISSEUR	RING	ANILLO
CONE	CONE	KEGEL-	CONO
HUB	ESSIEU	NABE	MAZO
BUSHING	ENTRETOISE	BUCHSE	BRUJULA
CAM	CAM	CAM	FAO
KIT	CONFECTION	SATZ	CONF.
BOX	BOITE	SCHACTEL	RECUADRO

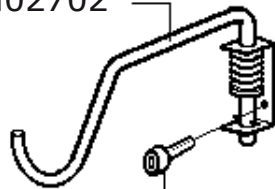
S20001



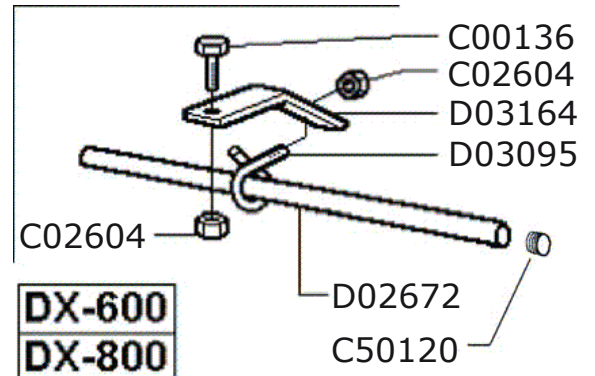
Serie etichette di sicurezza
Security labels
Sicherungsaufkleber
Etiquettes de securite

M79A00242 (DXM)

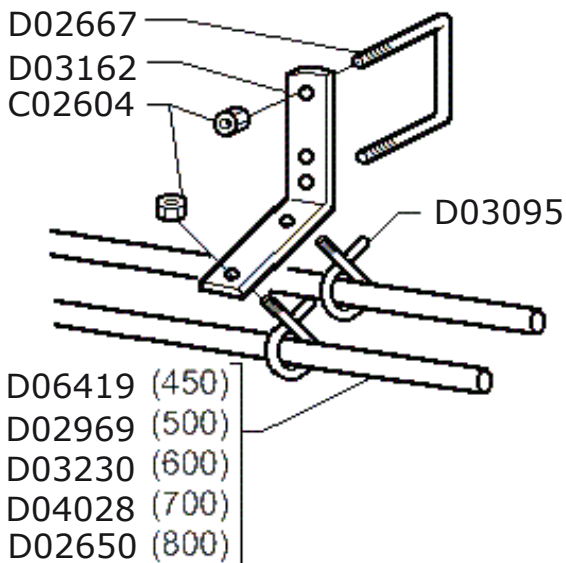
M02702



C00429



DX-600
DX-800



100144_01



Kit C.E.

Kit C.E.

Kit C.E.

Kit C.E.

Drawing Code: **100144_1**

Accessories:

N°	Code	Old.	Descrizione / Description
#	M80A00124	C00136	VITE TE 88 PG FT M10X50 ZINC UNI 5739
#	M80A00242	C00429	VITE TCEI PG M10X20 ZINC UNI 5931
#	M85A00077	C02604	DADO AUTOBLOC ALTO 8 M10 H=11.5 UNI 7473
#	G10A00007	C50120	TAPPO PLASTICA TUBO D.25
#	C00A00067	D02650	TUBO PROTEZIONE L=2390
#	MD5A00009	D02667	CAVALLOTTO QUADRO M10X100
#	C00A00073	D02672	TUBO PROTEZIONE L=450
#	C00A00092	D02969	TUBO PROTEZIONE L=1250
#	MH5A00041	D03095	GANCIO M10 PER TUBO D. 26,9
#	C10A01289	D03162	STAFFA PROT. ANTER. LD-LE-DH 10MM
#	C05A04253	D03164	STAFFA PROT. POST. DC-DD-DE-DF-DH 8M
#	C00A00108	D03230	TUBO PROTEZIONE L=1700
#	C00A00150	D04028	TUBO PROTEZIONE L=1820
#	C00A00232	D06419	TUBO PROTEZIONE L=1000
#	M79A00013	M02702	GANCIO SUPP. CARDANO COMPL.***
#	M79A00242	M16274	GANCIO SUPP.CARDANO RINFORZATO COMPL.***
#	SC0A00012	S20001	CONFEZIONE ETICHETTE DI SICUREZZA

GB	FR	D	E
SCREW	VIS	SCHRAUBE	TORNILLO
SCREW	VIS	SCHRAUBE	TORNILLO
NUT	BOULONS	NUT	DADO
PLUG	BOUCHON	STOEPSSEL	ENCHUFE
TUBE	TUBE	ROHR	TUBO
PIN	CAVALLIER	STIFT	CAVALLOTTI
TUBE	TUBE	ROHR	TUBO
TUBE	TUBE	ROHR	TUBO
HOOK	ATTACHE	HAKEN	ENGANCHE
BRACKET	SUPPORT	BUEGEL	SOPORTE
BRACKET	SUPPORT	BUEGEL	SOPORTE
TUBE	TUBE	ROHR	TUBO
TUBE	TUBE	ROHR	TUBO
TUBE	TUBE	ROHR	TUBO
HOOK	ATTACHE	HAKEN	ENGANCHE
HOOK	ATTACHE	HAKEN	ENGANCHE
KIT	CONFECTION	SATZ	CONF.

Rullo spiral SP4

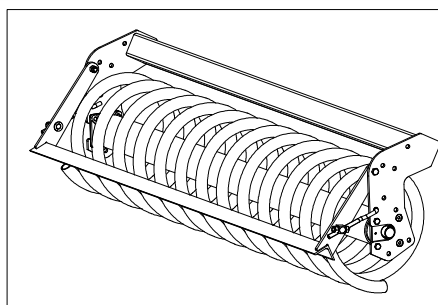
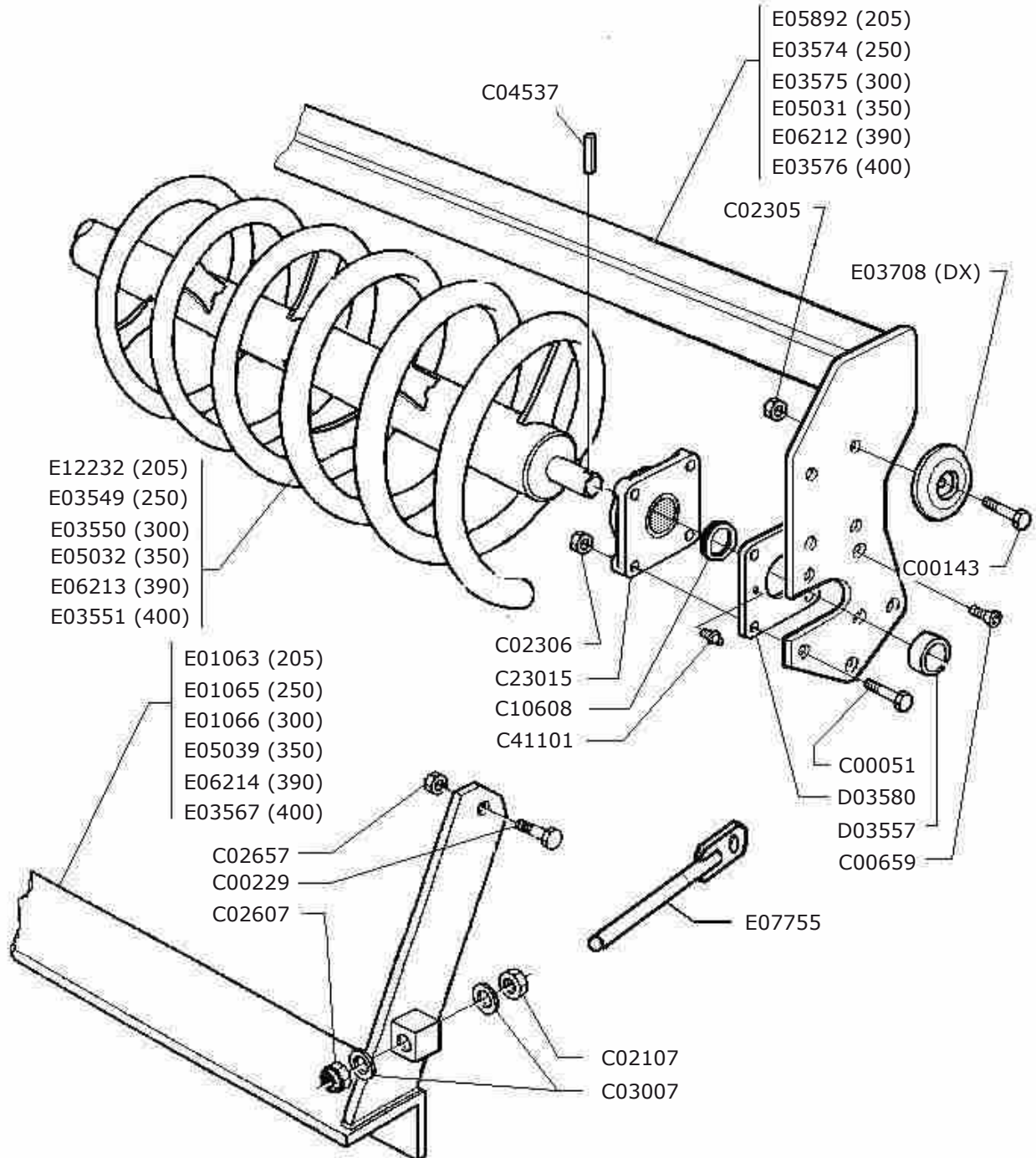
Spiral roller SP4

Rouleau spiral SP4

Spiral walze SP4

Drawing Code: **100137_4**

Accessories:



S02030 (SP4-205)
S02032 (SP4-250)
S02033 (SP4-300)
S02031 (SP4-350)
S02034 (SP4-400)

100137_04



Rullo spiral SP4
Spiral roller SP4
Rouleau spiral SP4
Spiral walze SP4

Drawing Code: **100137_4**

Accessories:

N°	Code	Old.	Descrizione / Description	GB	FR	D	E
#	M80A00044	C00051	VITE TE 88 PG FP M14X50 ZINC UNI 5737	SCREW	VIS	SCHRAUBE	TORNILLO
#	M80A00130	C00143	VITE TE 88 PG FT M12X35 ZINC UNI 5739	SCREW	VIS	SCHRAUBE	TORNILLO
#	M80A00179	C00229	VITE TE 10.9 M16X1,5X45 ZINC F25	SCREW	VIS	SCHRAUBE	TORNILLO
#	M80A00303	C00659	VITE TSPEI 10.9 PG M14X50 ZINC UNI 5933	SCREW	VIS	SCHRAUBE	TORNILLO
#	M85A00030	C02107	DADO NORMALE 8 PG M16 UNI 5588 ZINC	NUT	BOULONS	NUT	DADO
#	M85A00050	C02305	DADO METALBLOC M12 X 1.75	NUT	BOULONS	NUT	DADO
#	M85A00051	C02306	DADO METALBLOC M14 (SOST. DA C02606)	NUT	BOULONS	NUT	DADO
#	M85A00080	C02607	DADO AUTOBLOC ALTO 8 M16 H=18 UNI 7473	NUT	BOULONS	NUT	DADO
#	M85A00089	C02657	DADO AUTOBLOC ALTO 8 M16X1,5 H=18 UNI 7473	NUT	BOULONS	NUT	DADO
#	M90A00010	C03007	RONDELLA PIANA D.17 DIN125-A ZINC.	WASHER	RONDELLE	UNTERLEGSCHIEBE	ARANDELLA
#	MB0A00025	C04537	SPINA ELASTICA D.8X60	SOCKET	GOUPILLE	STECKER	PASADOR
#	H10A00002	C10608	ANELLO V-RING D.INT.54X9 (CR400600)	RING	AMORTISSEUR	RING	ANILLO
#	M30A00007	C23015	SUPPORTO UCF 209	SUPPORT	SUPPORT	STUTZE	APOYO
#	MJ5A00001	C41101	INGRASSATORE M6X1 DIRITTO	GREASE NIPPLE	GRAISSOR	FETTBUECHSE	ENGRASADOR
#	C00A00126	D03557	DIST. D.50 d.46 L.17	SPACER	ENTRETOISE	ABSTANDSTUECK	ESPACIADORES
#	C05A04324	D03580	SCHERMO PIANO UCF-209 3MM	SCREEN	ECRAN	SCHIRM	PANTALLA
#	C20A00087	E01063	TELAIO RASCHIATORE 205	FRAME	CHASSIS	RAHMEN	MARCO
#	C20A00089	E01065	TELAIO RASCHIATORE 250	FRAME	CHASSIS	RAHMEN	MARCO
#	C20A00090	E01066	TELAIO RASCHIATORE 300	FRAME	CHASSIS	RAHMEN	MARCO
#	C20A00642	E03549	RULLO SPIRAL SP4-250	ROLLER	ROULEAU	WALZE	RODILLO
#	C20A00643	E03550	RULLO SPIRAL SP4-300	ROLLER	ROULEAU	WALZE	RODILLO
#	C20A00645	E03551	RULLO SPIRAL SP4-400	ROLLER	ROULEAU	WALZE	RODILLO
#	C20A00652	E03567	TELAIO RASCHIATORE 400	FRAME	CHASSIS	RAHMEN	MARCO
#	C20A00653	E03574	TELAIO RULLO SERIE 4-250	FRAME	CHASSIS	RAHMEN	MARCO
#	C20A00654	E03575	TELAIO RULLO SERIE 4-300	FRAME	CHASSIS	RAHMEN	MARCO
#	C20A00655	E03576	TELAIO RULLO SERIE 4-400	FRAME	CHASSIS	RAHMEN	MARCO
#	C20A00698	E03708	TAMPONE CENTRALE RULLI DOPPI D.145X30	BUFFER	PRESSE	STOPFEN	TAMPON
#	C20A00944	E05031	TELAIO RULLO SERIE 4-350	FRAME	CHASSIS	RAHMEN	MARCO
#	C20A00945	E05032	RULLO SPIRAL SP4-350	ROLLER	ROULEAU	WALZE	RODILLO
#	C20A00950	E05039	TELAIO RASCHIATORE 350	FRAME	CHASSIS	RAHMEN	MARCO
#	C20A01080	E05892	TELAIO RULLO SERIE 4-205	FRAME	CHASSIS	RAHMEN	MARCO
#	C20A01136	E06212	TELAIO RULLO SERIE 4-390 (DX-800)	FRAME	CHASSIS	RAHMEN	MARCO
#	C20A01138	E06213	RULLO SPIRAL SP4-390 (DX-800)	ROLLER	ROULEAU	WALZE	RODILLO
#	C20A01139	E06214	TELAIO RASCHIATORE SP-390 (DX-800)	FRAME	CHASSIS	RAHMEN	MARCO
#	C20A01375	E07755	TIRANTE RASCHIATORE M16 CON PIASTRINA	TIE ROD	TIRANT	ZUGSTANGE	TIRANTE
#	C20A01957	E12232	RULLO SPIRAL SP4-205	ROLLER	ROULEAU	WALZE	RODILLO
#	S00A00020	S02030	RULLO SPIRAL SP4 205 D.520 COMPLETO	ROLLER	ROULEAU	WALZE	RODILLO
#	S00A00022	S02031	RULLO SPIRAL SP4 350 D.520 COMPLETO	ROLLER	ROULEAU	WALZE	RODILLO
#	S00A00024	S02032	RULLO SPIRAL SP4 250 D.520 COMPLETO	ROLLER	ROULEAU	WALZE	RODILLO
#	S00A00026	S02033	RULLO SPIRAL SP4 300 D.520 COMPLETO	ROLLER	ROULEAU	WALZE	RODILLO
#	S00A00029	S02034	RULLO SPIRAL SP4 400 D.520 COMPLETO	ROLLER	ROULEAU	WALZE	RODILLO

Rullo spiral SP5N

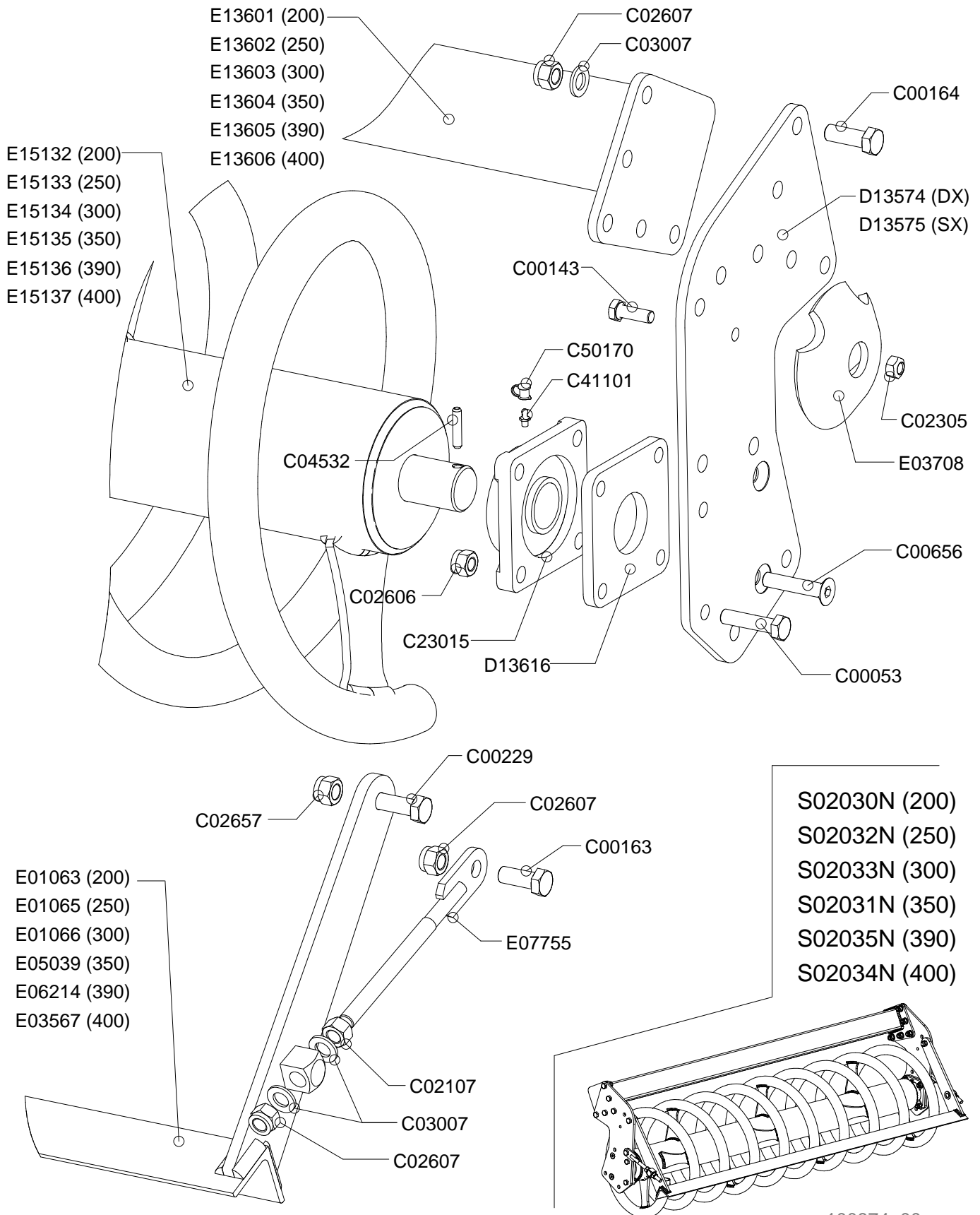
Spiral roller SP5N

Rouleau spiral SP5N

Spiral walze SP5N

Drawing Code: **100874_0**

Accessories:



100874_00



Rullo spiral SP5N

Spiral roller SP5N

Rouleau spiral SP5N

Spiral walze SP5N

Drawing Code:

100874_0

Accessories:

N°	Code	Old.	Descrizione / Description	GB	FR	D	E
#	M80A00046	C00053	VITE TE 88 PG FP M14X60 ZINC UNI 5737	SCREW	VIS	SCHRAUBE	TORNILLO
#	M80A00130	C00143	VITE TE 88 PG FT M12X35 ZINC UNI 5739	SCREW	VIS	SCHRAUBE	TORNILLO
#	M80A00149	C00163	VITE TE 88 PG FT M16X40 ZINC UNI 5739	SCREW	VIS	SCHRAUBE	TORNILLO
#	M80A00150	C00164	VITE TE 88 PG FT M16X45 ZINC UNI 5739	SCREW	VIS	SCHRAUBE	TORNILLO
#	M80A00179	C00229	VITE TE 10.9 M16X1,5X45 ZINC F25	SCREW	VIS	SCHRAUBE	TORNILLO
#	M80A00300	C00656	VITE TSPEI 10.9 PG M14X60 ZINC UNI 5933	SCREW	VIS	SCHRAUBE	TORNILLO
#	M85A00030	C02107	DADO NORMALE 8 PG M16 UNI 5588 ZINC	NUT	BOULONS	NUT	DADO
#	M85A00050	C02305	DADO METALBLOC M12 X 1.75	NUT	BOULONS	NUT	DADO
#	M85A00079	C02606	DADO AUTOBLOC ALTO 8 M14 H=16 UNI 7473	NUT	BOULONS	NUT	DADO
#	M85A00080	C02607	DADO AUTOBLOC ALTO 8 M16 H=18 UNI 7473	NUT	BOULONS	NUT	DADO
#	M85A00089	C02657	DADO AUTOBLOC ALTO 8 M16X1,5 H=18 UNI 7473	NUT	BOULONS	NUT	DADO
#	M90A00010	C03007	RONDELLA PIANA D.17 DIN125-A ZINC.	WASHER	RONDELLE	UNTERLEGSCHIEBE	ARANDELLA
#	MB0A00021	C04532	SPINA ELASTICA D.8X40	SOCKET	GOUPILLE	STECKER	PASADOR
#	M30A00007	C23015	SUPPORTO UCF 209	SUPPORT	SUPPORT	STUTZE	APOYO
#	MJ5A00001	C41101	INGRASSATORE M6X1 DIRITTO	GREASE NIPPLE	GRAISSOR	FETTBUECHSE	ENGRASADOR
#	G00A00001	C50170	PROTEZIONE INGRASSATORE D.6MM ROSSO	PROTECTION	PROTECTION	SCHUTZ	PROTECCIÓN
#	C15A00711	D13574	FIANCATA IMBULLONATA DESTRA RULLO SERIE 5	SIDE	LONG	NEBEN	JUNTO
#	C15A00712	D13575	FIANCATA IMBULLONATA SINISTRA RULLO SERIE 5	SIDE	LONG	NEBEN	JUNTO
#	C05A07383	D13616	DISTANZIALE PIANO UCF 209 SP.12	SPACER	ENTRETOISE	ABSTANDSTUECK	ESPACIADORES
#	C20A00087	E01063	TELAIO RASCHIATORE 205	FRAME	CHASSIS	RAHMEN	MARCO
#	C20A00089	E01065	TELAIO RASCHIATORE 250	FRAME	CHASSIS	RAHMEN	MARCO
#	C20A00090	E01066	TELAIO RASCHIATORE 300	FRAME	CHASSIS	RAHMEN	MARCO
#	C20A00652	E03567	TELAIO RASCHIATORE 400	FRAME	CHASSIS	RAHMEN	MARCO
#	C20A00698	E03708	TAMPONE CENTRALE RULLI DOPPI D.145X30	BUFFER	PRESSE	STOPFEN	TAMPON
#	C20A00950	E05039	TELAIO RASCHIATORE 350	FRAME	CHASSIS	RAHMEN	MARCO
#	C20A01139	E06214	TELAIO RASCHIATORE SP-390 (DX-800)	FRAME	CHASSIS	RAHMEN	MARCO
#	C20A01375	E07755	TIRANTE RASCHIATORE M16 CON PIASTRINA	TIE ROD	TIRANT	ZUGSTANGE	TIRANTE
#	C20A02117	E13601	TELAIO RULLO IMBULLONATO 200 SERIE 5	FRAME	CHASSIS	RAHMEN	MARCO
#	C20A02118	E13602	TELAIO RULLO IMBULLONATO 250 SERIE 5	FRAME	CHASSIS	RAHMEN	MARCO
#	C20A02119	E13603	TELAIO RULLO IMBULLONATO 300 SERIE 5	FRAME	CHASSIS	RAHMEN	MARCO
#	C20A02120	E13604	TELAIO RULLO IMBULLONATO 350 SERIE 5	FRAME	CHASSIS	RAHMEN	MARCO
#	C20A02121	E13605	TELAIO RULLO IMBULLONATO 390 SERIE 5	FRAME	CHASSIS	RAHMEN	MARCO
#	C20A02122	E13606	TELAIO RULLO IMBULLONATO 400 SERIE 5	FRAME	CHASSIS	RAHMEN	MARCO
#	C20A02356	E15132	RULLO SPIRAL SP5N-205	ROLLER	ROULEAU	WALZE	RODILLO
#	C20A02357	E15133	RULLO SPIRAL SP5N-250	ROLLER	ROULEAU	WALZE	RODILLO
#	C20A02358	E15134	RULLO SPIRAL SP5N-300	ROLLER	ROULEAU	WALZE	RODILLO
#	C20A02359	E15135	RULLO SPIRAL SP5N-350	ROLLER	ROULEAU	WALZE	RODILLO
#	C20A02360	E15136	RULLO SPIRAL SP5N-390 (DX-800)	ROLLER	ROULEAU	WALZE	RODILLO
#	C20A02361	E15137	RULLO SPIRAL SP5N-400	ROLLER	ROULEAU	WALZE	RODILLO
#	S00A00021	S02030N	RULLO SPIRAL SP5N 205 D.520 COMPLETO	ROLLER	ROULEAU	WALZE	RODILLO
#	S00A00023	S02031N	RULLO SPIRAL SP5N 350 D.520 COMPLETO	ROLLER	ROULEAU	WALZE	RODILLO
#	S00A00025	S02032N	RULLO SPIRAL SP5N 250 D.520 COMPLETO	ROLLER	ROULEAU	WALZE	RODILLO
#	S00A00028	S02033N	RULLO SPIRAL SP5N 300 D.520 COMPLETO	ROLLER	ROULEAU	WALZE	RODILLO
#	S00A00030	S02034N	RULLO SPIRAL SP5N 400 D.520 COMPLETO	ROLLER	ROULEAU	WALZE	RODILLO
#	S00A00032	S02035N	RULLO SPIRAL SP5N 390 DX D.520 COMPLETO	ROLLER	ROULEAU	WALZE	RODILLO

Rullo packer PK4 205-250-300

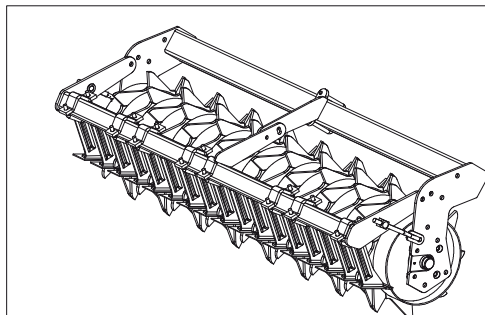
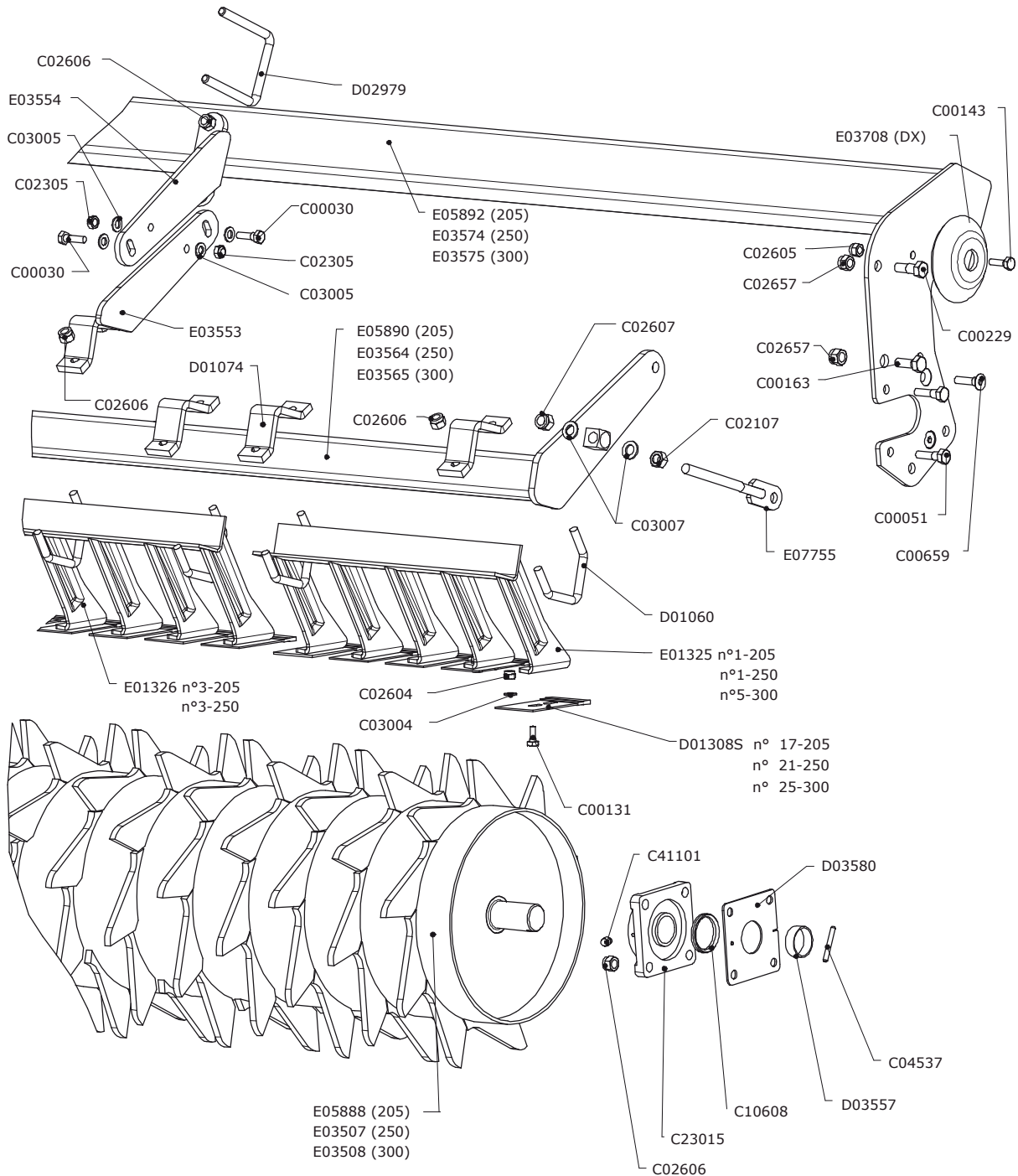
Packer roller PK4 205-250-300

Rouleau packer PK4 205-250-300

Packer walze PK4 205-250-300

Drawing Code: **100138_1**

Accessories:



S03020S (PK4-205)
S03022S (PK4-250)
S03023S (PK4-300)

100138_01



Rullo packer PK4 205-250-300

Packer roller PK4 205-250-300

Rouleau packer PK4 205-250-300

Packer walze PK4 205-250-300

Drawing Code: **100138_1**

Accessories:

N°	Code	Old.	Descrizione / Description	GB	FR	D	E
#	M80A00027	C00030	VITE TE 88 PG FP M12X40 ZINC UNI 5737	SCREW	VIS	SCHRAUBE	TORNILLO
#	M80A00044	C00051	VITE TE 88 PG FP M14X50 ZINC UNI 5737	SCREW	VIS	SCHRAUBE	TORNILLO
#	M80A00118	C00131	VITE TE 88 PG FT M10X25 ZINC UNI 5739	SCREW	VIS	SCHRAUBE	TORNILLO
#	M80A00130	C00143	VITE TE 88 PG FT M12X35 ZINC UNI 5739	SCREW	VIS	SCHRAUBE	TORNILLO
#	M80A00149	C00163	VITE TE 88 PG FT M16X40 ZINC UNI 5739	SCREW	VIS	SCHRAUBE	TORNILLO
#	M80A00179	C00229	VITE TE 10.9 M16X1,5X45 ZINC F25	SCREW	VIS	SCHRAUBE	TORNILLO
#	M80A00303	C00659	VITE TSPEI 10.9 PG M14X50 ZINC UNI 5933	SCREW	VIS	SCHRAUBE	TORNILLO
#	M85A00030	C02107	DADO NORMALE 8 PG M16 UNI 5588 ZINC	NUT	BOULONS	NUT	DADO
#	M85A00050	C02305	DADO METALBLOC M12 X 1.75	NUT	BOULONS	NUT	DADO
#	M85A00077	C02604	DADO AUTOBLOC ALTO 8 M10 H=11.5 UNI 7473	NUT	BOULONS	NUT	DADO
#	M85A00078	C02605	DADO AUTOBLOC ALTO 8 M12 H=14 UNI 7473	NUT	BOULONS	NUT	DADO
#	M85A00079	C02606	DADO AUTOBLOC ALTO 8 M14 H=16 UNI 7473	NUT	BOULONS	NUT	DADO
#	M85A00080	C02607	DADO AUTOBLOC ALTO 8 M16 H=18 UNI 7473	NUT	BOULONS	NUT	DADO
#	M85A00089	C02657	DADO AUTOBLOC ALTO 8 M16X1,5 H=18 UNI 7473	NUT	BOULONS	NUT	DADO
#	M90A00007	C03004	RONDELLA PIANA D.10,5 DIN125-A ZINC.	WASHER	RONDELLE	UNTERLEGSCHLEIBE	ARANDELLA
#	M90A00008	C03005	RONDELLA PIANA D.13 DIN125-A ZINC.	WASHER	RONDELLE	UNTERLEGSCHLEIBE	ARANDELLA
#	M90A00010	C03007	RONDELLA PIANA D.17 DIN125-A ZINC.	WASHER	RONDELLE	UNTERLEGSCHLEIBE	ARANDELLA
#	MB0A00025	C04537	SPINA ELASTICA D.8X60	SOCKET	GOUPILLE	STECKER	PASADOR
#	H10A00002	C10608	ANELLO V-RING D.INT.54X9 (CR400600)	RING	AMORTISSEUR	RING	ANILLO
#	M30A00007	C23015	SUPPORTO UCF 209	SUPPORT	SUPPORT	STUTZE	APOYO
#	MJ5A00001	C41101	INGRASSATORE M6X1 DIRITTO	GREASE NIPPLE	GRAISSOR	FETTBUECHSE	ENGRASADOR
#	MD5A00003	D01060	CAVALLOTTO DIAGONALE M14 70X70	PIN	CAVALLIER	STIFT	CAVALLOTTI
#	C10A01096	D01074	MORSETTO DIAGONALE 70X70***	TERMINAL	TERMINAL	TERMINAL	TERMINALES
#	MK0A00028	D01308S	SPATOLA PULIRULLO PK ANTIUSURA	SPATULA	Spatules	SPACHTEL	ESPÁTULASS
#	MD5A00010	D02979	CAVALLOTTO QUADRO M14 T100X100X135	PIN	CAVALLIER	STIFT	CAVALLOTTI
#	C00A00126	D03557	DIST. D.50 d.46 L.17	SPACER	ENTRETOISE	ABSTANDSTUECK	ESPACIADORES
#	C05A04324	D03580	SCHERMO PIANO UCF-209 3MM	SCREEN	ECRAN	SCHIRM	PANTALLA
#	C20A00159	E01325	PETTINE DA 5 ***	COMB	HERSE	KAMM	PEINE
#	C20A00161	E01326	PETTINE DA 4 ***	COMB	HERSE	KAMM	PEINE
#	C20A00635	E03507	RULLO PACKER PK4-250 ***	ROLLER	ROULEAU	WALZE	RODILLO
#	C20A00636	E03508	RULLO PACKER PK4-300 ***	ROLLER	ROULEAU	WALZE	RODILLO
#	C20A00646	E03553	RINFORZO POST. TELAIO PK4 TUBO 70X70 ***	REINFORCEMENT	RENFORT	VERSTAERKUNG	REFUERZO
#	C20A00647	E03554	RINFORZO ANTERIORE TELAIO PK4 ***	REINFORCEMENT	RENFORT	VERSTAERKUNG	REFUERZO
#	C20A00649	E03564	TELAIO PORTA SPATOLE PK4-250	FRAME	CHASSIS	RAHMEN	MARCO
#	C20A00650	E03565	TELAIO PORTA SPATOLE PK4-300 ***	FRAME	CHASSIS	RAHMEN	MARCO
#	C20A00653	E03574	TELAIO RULLO SERIE 4-250	FRAME	CHASSIS	RAHMEN	MARCO
#	C20A00654	E03575	TELAIO RULLO SERIE 4-300	FRAME	CHASSIS	RAHMEN	MARCO
#	C20A00698	E03708	TAMPONE CENTRALE RULLI DOPPI D.145X30	BUFFER	PRESSE	STOPFEN	TAMPON
#	C20A01078	E05888	RULLO PACKER PK4-205 ***	ROLLER	ROULEAU	WALZE	RODILLO
#	C20A01079	E05890	TELAIO PORTA SPATOLE PK4-205	FRAME	CHASSIS	RAHMEN	MARCO
#	C20A01080	E05892	TELAIO RULLO SERIE 4-205	FRAME	CHASSIS	RAHMEN	MARCO
#	C20A01375	E07755	TIRANTE RASCHIATORE M16 CON PIASTRINA	TIE ROD	TIRANT	ZUGSTANGE	TIRANTE
#	S10A00025	S03020S	RULLO PACKER PK4S-205 D.520 COMPLETO***	ROLLER	ROULEAU	WALZE	RODILLO
#	S10A00033	S03022S	RULLO PACKER PK4S-250 D.520 COMPLETO***	ROLLER	ROULEAU	WALZE	RODILLO
#	S10A00037	S03023S	RULLO PACKER PK4S-300 D.520 COMPLETO***	ROLLER	ROULEAU	WALZE	RODILLO

Rullo packer PK4 350-390-400

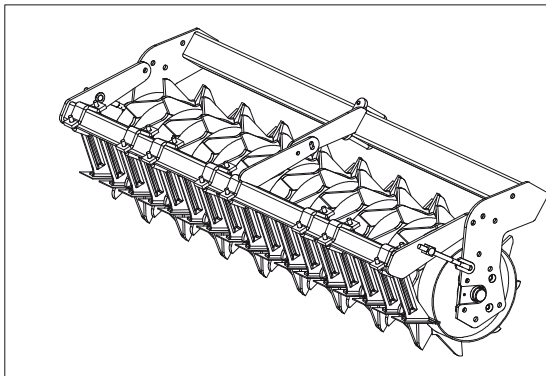
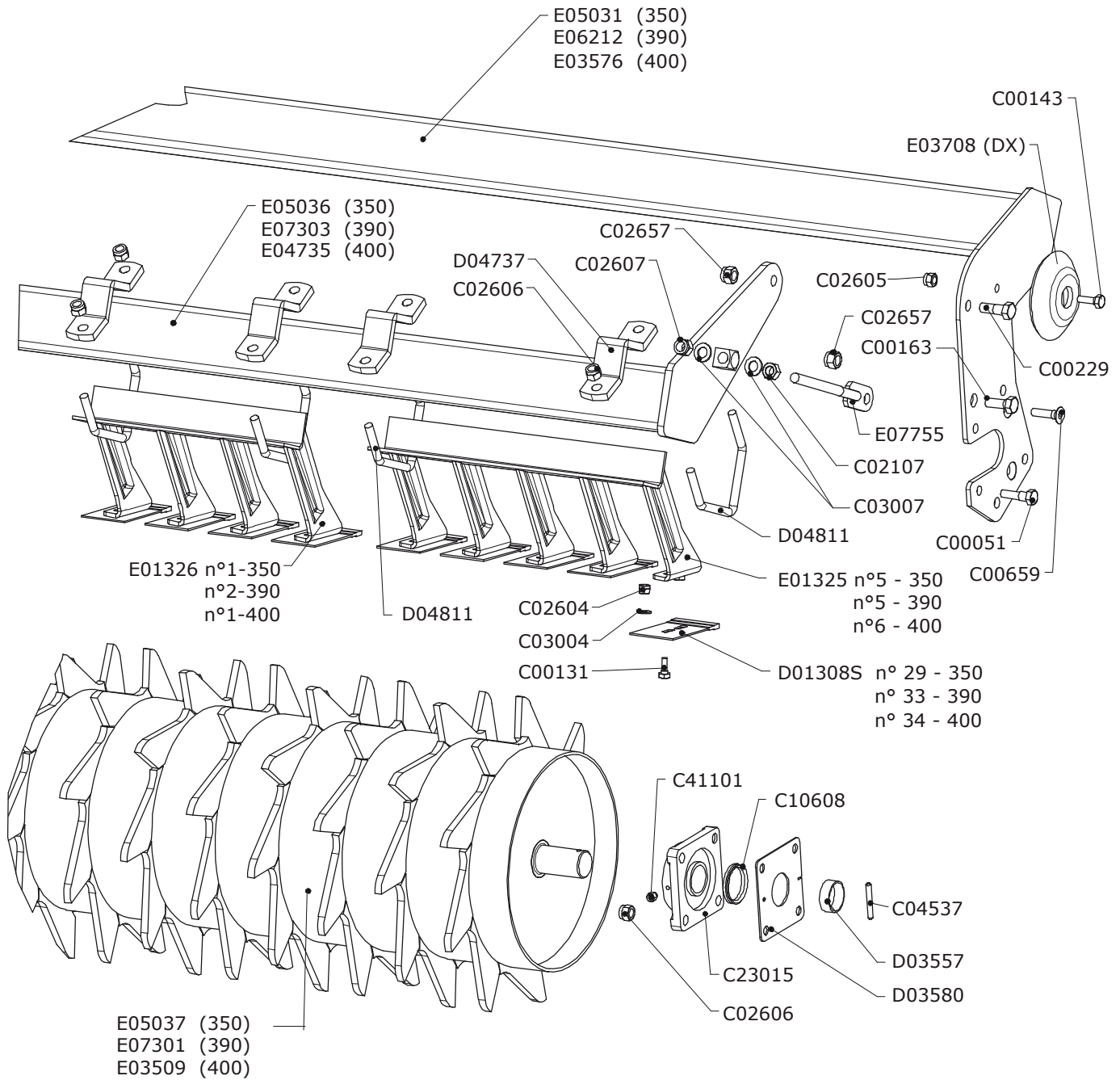
Packer roller PK4 350-390-400

Rouleau packer PK4 350-390-400

Packer walze PK4 350-390-400

Drawing Code: **100359_0**

Accessories:



S03021S (PK4-350)
 S03026S (PK4-390)
 S03024S (PK4-400)

100359_00



Rullo packer PK4 350-390-400

Packer roller PK4 350-390-400

Rouleau packer PK4 350-390-400

Packer walze PK4 350-390-400

Drawing Code:

100359_0

Accessories:

N°	Code	Old.	Descrizione / Description	GB	FR	D	E
#	M80A00044	C00051	VITE TE 88 PG FP M14X50 ZINC UNI 5737	SCREW	VIS	SCHRAUBE	TORNILLO
#	M80A00118	C00131	VITE TE 88 PG FT M10X25 ZINC UNI 5739	SCREW	VIS	SCHRAUBE	TORNILLO
#	M80A00130	C00143	VITE TE 88 PG FT M12X35 ZINC UNI 5739	SCREW	VIS	SCHRAUBE	TORNILLO
#	M80A00149	C00163	VITE TE 88 PG FT M16X40 ZINC UNI 5739	SCREW	VIS	SCHRAUBE	TORNILLO
#	M80A00179	C00229	VITE TE 10.9 M16X1,5X45 ZINC F25	SCREW	VIS	SCHRAUBE	TORNILLO
#	M80A00303	C00659	VITE TSPEI 10.9 PG M14X50 ZINC UNI 5933	SCREW	VIS	SCHRAUBE	TORNILLO
#	M85A00030	C02107	DADO NORMALE 8 PG M16 UNI 5588 ZINC	NUT	BOULONS	NUT	DADO
#	M85A00077	C02604	DADO AUTOBLOC ALTO 8 M10 H=11.5 UNI 7473	NUT	BOULONS	NUT	DADO
#	M85A00078	C02605	DADO AUTOBLOC ALTO 8 M12 H=14 UNI 7473	NUT	BOULONS	NUT	DADO
#	M85A00079	C02606	DADO AUTOBLOC ALTO 8 M14 H=16 UNI 7473	NUT	BOULONS	NUT	DADO
#	M85A00080	C02607	DADO AUTOBLOC ALTO 8 M16 H=18 UNI 7473	NUT	BOULONS	NUT	DADO
#	M85A00089	C02657	DADO AUTOBLOC ALTO 8 M16X1,5 H=18 UNI 7473	NUT	BOULONS	NUT	DADO
#	M90A00007	C03004	RONDELLA PIANA D.10,5 DIN125-A ZINC.	WASHER	RONDELLE	UNTERLEGSCHIEBE	ARANDELLA
#	M90A00010	C03007	RONDELLA PIANA D.17 DIN125-A ZINC.	WASHER	RONDELLE	UNTERLEGSCHIEBE	ARANDELLA
#	MB0A00025	C04537	SPINA ELASTICA D.8X60	SOCKET	GOUPILLE	STECKER	PASADOR
#	H10A00002	C10608	ANELLO V-RING D.INT.54X9 (CR400600)	RING	AMORTISSEUR	RING	ANILLO
#	M30A00007	C23015	SUPPORTO UCF 209	SUPPORT	SUPPORT	STUTZE	APOYO
#	MJ5A00001	C41101	INGRASSATORE M6X1 DIRITTO	GREASE NIPPLE	GRAISSOR	FETTBUECHSE	ENGRASADOR
#	MK0A00028	D01308S	SPATOLA PULIRULLO PK ANTIUSURA	SPATULA	Spatules	SPACHTEL	ESPÁTULASS
#	C00A00126	D03557	DIST. D.50 d.46 L.17	SPACER	ENTRETOISE	ABSTANDSTUECK	ESPACIADORES
#	C05A04324	D03580	SCHERMO PIANO UCF-209 3MM	SCREEN	ECRAN	SCHIRM	PANTALLA
#	C10A01502	D04737	MORSETTO DIAGONALE TUBO 100 I=150 ***	TERMINAL	TERMINAL	TERMINAL	TERMINALES
#	MD5A00015	D04811	CAVALLOTTO DIAGONALE M14 100X100	PIN	CAVALLIER	STIFT	CAVALLOTTI
#	C20A00159	E01325	PETTINE DA 5 ***	COMB	HERSE	KAMM	PEINE
#	C20A00161	E01326	PETTINE DA 4 ***	COMB	HERSE	KAMM	PEINE
#	C20A00637	E03509	RULLO PACKER PK4-400 ***	ROLLER	ROULEAU	WALZE	RODILLO
#	C20A00655	E03576	TELAIO RULLO SERIE 4-400	FRAME	CHASSIS	RAHMEN	MARCO
#	C20A00698	E03708	TAMPONE CENTRALE RULLI DOPPI D.145X30	BUFFER	PRESSE	STOPFEN	TAMPON
#	C20A00894	E04735	TELAIO PORTA SPATOLE PK4-400 100X100	FRAME	CHASSIS	RAHMEN	MARCO
#	C20A00944	E05031	TELAIO RULLO SERIE 4-350	FRAME	CHASSIS	RAHMEN	MARCO
#	C20A00948	E05036	TELAIO PORTA SPATOLE PK4-350 100x100	FRAME	CHASSIS	RAHMEN	MARCO
#	C20A00949	E05037	RULLO PACKER PK4-350	ROLLER	ROULEAU	WALZE	RODILLO
#	C20A01136	E06212	TELAIO RULLO SERIE 4-390 (DX-800)	FRAME	CHASSIS	RAHMEN	MARCO
#	C20A01319	E07301	RULLO PACKER PK4-390/12	ROLLER	ROULEAU	WALZE	RODILLO
#	C20A01320	E07303	TELAIO PORTA SPATOLE PK4-390 100X100	FRAME	CHASSIS	RAHMEN	MARCO
#	C20A01375	E07755	TIRANTE RASCHIATORE M16 CON PIASTRINA	TIE ROD	TIRANT	ZUGSTANGE	TIRANTE
#	S10A00029	S03021S	RULLO PACKER PK4S-350 D.520 COMPLETO***	ROLLER	ROULEAU	WALZE	RODILLO
#	S10A00041	S03024S	RULLO PACKER PK4S-400 D.520 COMPLETO***	ROLLER	ROULEAU	WALZE	RODILLO
#	S10A00046	S03026S	RULLO PAKER PK4S-390 D.520 COMPL. DX800	ROLLER	ROULEAU	WALZE	RODILLO

Rullo packer PK5N 205-250-300

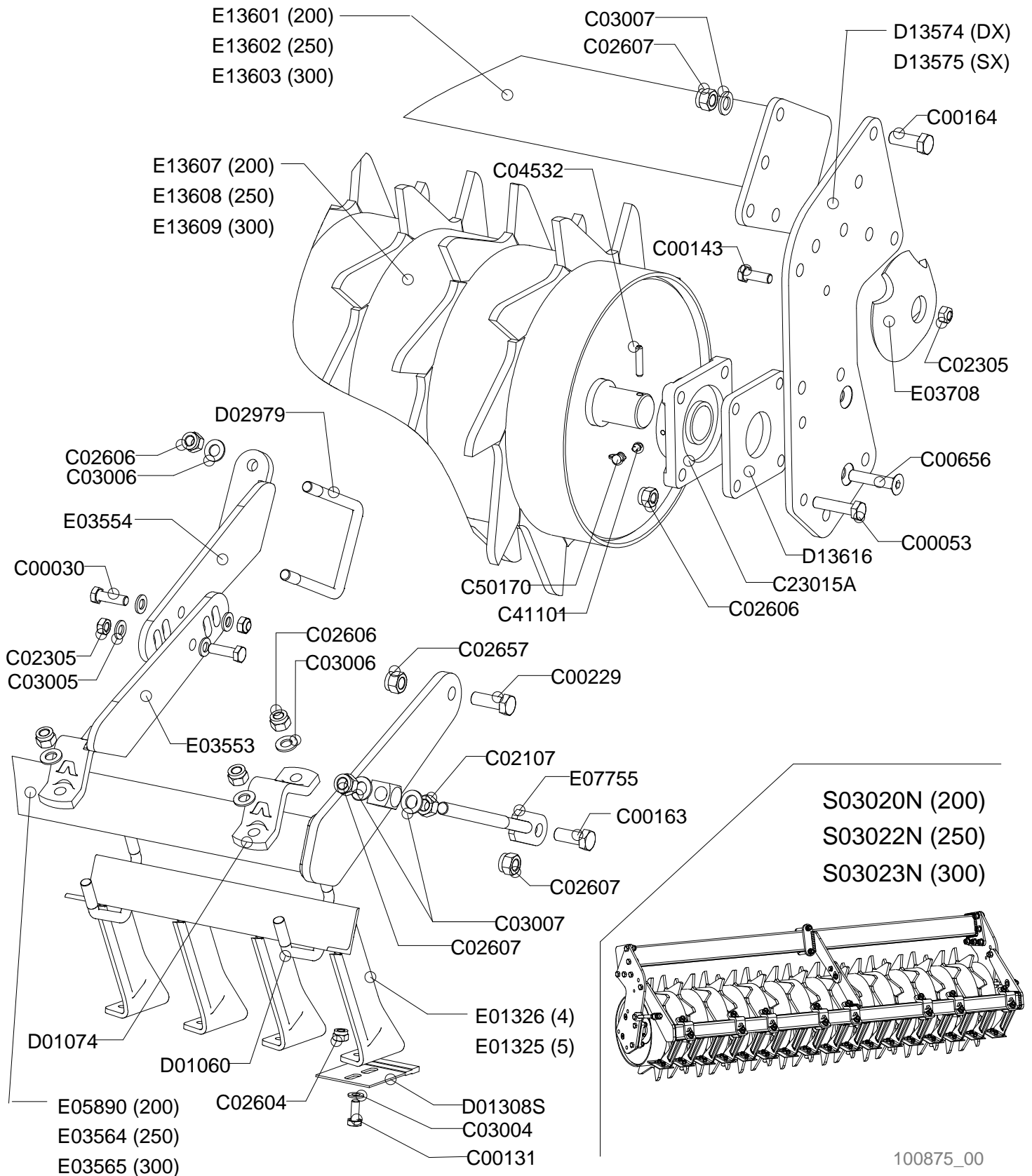
Packer roller PK5N 205-250-300

Rouleau packer PK5N 205-250-300

Packer walze PK5N 205-250-300

Drawing Code: **100875_0**

Accessories:



100875_00



Rullo packer PK5N 205-250-300

Packer roller PK5N 205-250-300

Rouleau packer PK5N 205-250-300

Packer walze PK5N 205-250-300

Drawing Code:

100875_0

Accessories:

N°	Code	Old.	Descrizione / Description	GB	FR	D	E
#	M80A00027	C00030	VITE TE 88 PG FP M12X40 ZINC UNI 5737	SCREW	VIS	SCHRAUBE	TORNILLO
#	M80A00046	C00053	VITE TE 88 PG FP M14X60 ZINC UNI 5737	SCREW	VIS	SCHRAUBE	TORNILLO
#	M80A00118	C00131	VITE TE 88 PG FT M10X25 ZINC UNI 5739	SCREW	VIS	SCHRAUBE	TORNILLO
#	M80A00130	C00143	VITE TE 88 PG FT M12X35 ZINC UNI 5739	SCREW	VIS	SCHRAUBE	TORNILLO
#	M80A00149	C00163	VITE TE 88 PG FT M16X40 ZINC UNI 5739	SCREW	VIS	SCHRAUBE	TORNILLO
#	M80A00150	C00164	VITE TE 88 PG FT M16X45 ZINC UNI 5739	SCREW	VIS	SCHRAUBE	TORNILLO
#	M80A00179	C00229	VITE TE 10.9 M16X1,5X45 ZINC F25	SCREW	VIS	SCHRAUBE	TORNILLO
#	M80A00300	C00656	VITE TSPEI 10.9 PG M14X60 ZINC UNI 5933	SCREW	VIS	SCHRAUBE	TORNILLO
#	M85A00030	C02107	DADO NORMALE 8 PG M16 UNI 5588 ZINC	NUT	BOULONS	NUT	DADO
#	M85A00050	C02305	DADO METALBLOC M12 X 1.75	NUT	BOULONS	NUT	DADO
#	M85A00077	C02604	DADO AUTOBLOC ALTO 8 M10 H=11.5 UNI 7473	NUT	BOULONS	NUT	DADO
#	M85A00079	C02606	DADO AUTOBLOC ALTO 8 M14 H=16 UNI 7473	NUT	BOULONS	NUT	DADO
#	M85A00080	C02607	DADO AUTOBLOC ALTO 8 M16 H=18 UNI 7473	NUT	BOULONS	NUT	DADO
#	M85A00089	C02657	DADO AUTOBLOC ALTO 8 M16X1,5 H=18 UNI 7473	NUT	BOULONS	NUT	DADO
#	M90A00007	C03004	RONDELLA PIANA D.10,5 DIN125-A ZINC.	WASHER	RONDELLE	UNTERLEGSSCHEIBE	ARANDELLA
#	M90A00008	C03005	RONDELLA PIANA D.13 DIN125-A ZINC.	WASHER	RONDELLE	UNTERLEGSSCHEIBE	ARANDELLA
#	M90A00009	C03006	RONDELLA PIANA D.15 DIN125-A ZINC.	WASHER	RONDELLE	UNTERLEGSSCHEIBE	ARANDELLA
#	M90A00010	C03007	RONDELLA PIANA D.17 DIN125-A ZINC.	WASHER	RONDELLE	UNTERLEGSSCHEIBE	ARANDELLA
#	MB0A00021	C04532	SPINA ELASTICA D.8X40	SOCKET	GOUPILLE	STECKER	PASADOR
#	M30A00008	C23015A	SUPPORTO UCF 209 CLASSE A	SUPPORT	SUPPORT	STUTZE	APOYO
#	MJ5A00001	C41101	INGRASSATORE M6X1 DIRITTO	GREASE NIPPLE	GRAISSOR	FETTBUECHSE	ENGRASADOR
#	G00A00001	C50170	PROTEZIONE INGRASSATORE D.6MM ROSSO	PROTECTION	PROTECTION	SCHUTZ	PROTECCIÓN
#	MD5A00003	D01060	CAVALLOTTO DIAGONALE M14 70X70	PIN	CAVALLIER	STIFT	CAVALLOTTI
#	C10A01096	D01074	MORSETTO DIAGONALE 70X70***	TERMINAL	TERMINAL	TERMINAL	TERMINALES
#	MK0A00028	D01308S	SPATOLA PULIRULLO PK ANTIUSURA	SPATULA	Spatules	SPACHTEL	ESPÁTULASS
#	MD5A00010	D02979	CAVALLOTTO QUADRO M14 T100X100X135	PIN	CAVALLIER	STIFT	CAVALLOTTI
#	C15A00711	D13574	FIANCATA IMBULLONATA DESTRA RULLO SERIE 5	SIDE	LONG	NEBEN	JUNTO
#	C15A00712	D13575	FIANCATA IMBULLONATA SINISTRA RULLO SERIE 5	SIDE	LONG	NEBEN	JUNTO
#	C05A07383	D13616	DISTANZIALE PIANO UCF 209 SP.12	SPACER	ENTRETOISE	ABSTANDSTUECK	ESPACIADORES
#	C20A00159	E01325	PETTINE DA 5 ***	COMB	HERSE	KAMM	PEINE
#	C20A00161	E01326	PETTINE DA 4 ***	COMB	HERSE	KAMM	PEINE
#	C20A00646	E03553	RINFORZO POST. TELAIO PK4 TUBO 70X70 ***	REINFORCEMENT	RENFORT	VERSTAERKUNG	REFUERZO
#	C20A00647	E03554	RINFORZO ANTERIORE TELAIO PK4 ***	REINFORCEMENT	RENFORT	VERSTAERKUNG	REFUERZO
#	C20A00649	E03564	TELAIO PORTA SPATOLE PK4-250	FRAME	CHASSIS	RAHMEN	MARCO
#	C20A00650	E03565	TELAIO PORTA SPATOLE PK4-300 ***	FRAME	CHASSIS	RAHMEN	MARCO
#	C20A00698	E03708	TAMPONE CENTRALE RULLI DOPPI D.145X30	BUFFER	PRESSE	STOPFEN	TAMPON
#	C20A01079	E05890	TELAIO PORTA SPATOLE PK4-205	FRAME	CHASSIS	RAHMEN	MARCO
#	C20A01375	E07755	TIRANTE RASCHIATORE M16 CON PIASTRINA	TIE ROD	TIRANT	ZUGSTANGE	TIRANTE
#	C20A02117	E13601	TELAIO RULLO IMBULLONATO 200 SERIE 5	FRAME	CHASSIS	RAHMEN	MARCO
#	C20A02118	E13602	TELAIO RULLO IMBULLONATO 250 SERIE 5	FRAME	CHASSIS	RAHMEN	MARCO
#	C20A02119	E13603	TELAIO RULLO IMBULLONATO 300 SERIE 5	FRAME	CHASSIS	RAHMEN	MARCO
#	C20A02123	E13607	RULLO PAKER IMBULLONATO PK5-205	ROLLER	ROULEAU	WALZE	RODILLO
#	C20A02124	E13608	RULLO PAKER IMBULLONATO PK5-250	ROLLER	ROULEAU	WALZE	RODILLO
#	C20A02125	E13609	RULLO PAKER IMBULLONATO PK5-300	ROLLER	ROULEAU	WALZE	RODILLO
#	S10A00024	S03020N	RULLO PACKER PK5-205 D.520	ROLLER	ROULEAU	WALZE	RODILLO
#	S10A00032	S03022N	RULLO PACKER PK5-250 D.520	ROLLER	ROULEAU	WALZE	RODILLO
#	S10A00036	S03023N	RULLO PACKER PK5-300 D.520	ROLLER	ROULEAU	WALZE	RODILLO

Copyright © 2009 Alpego s.p.a. ®

Tutti i diritti sono riservati. È vietata espressamente la ristampa o l'uso non autorizzato senza permesso scritto dalla Alpego s.p.a.

Tous droits réservés. Toute réimpression ou utilisation non autorisée sans la permission écrite de la Alpego s.p.a. est formellement interdite

Alle Rechte vorbehalten. Nachdruck, Vervielfältigung und Verbreitung, auch auszugsweise, ist ohne schriftliche Genehmigung der Alpego s.p.a.

Al rights reserved. Any reprinting or unauthorized use without the written permission of Alpego s.p.a. is expressly prohibited

Todos los derechos reservados. Toda reproducción o uso no autorizado sin el consentimiento escrito de Alpego s.p.a. quedan expresamente prohibidos

19/12/2013

Rullo packer PK5N 350-390-400

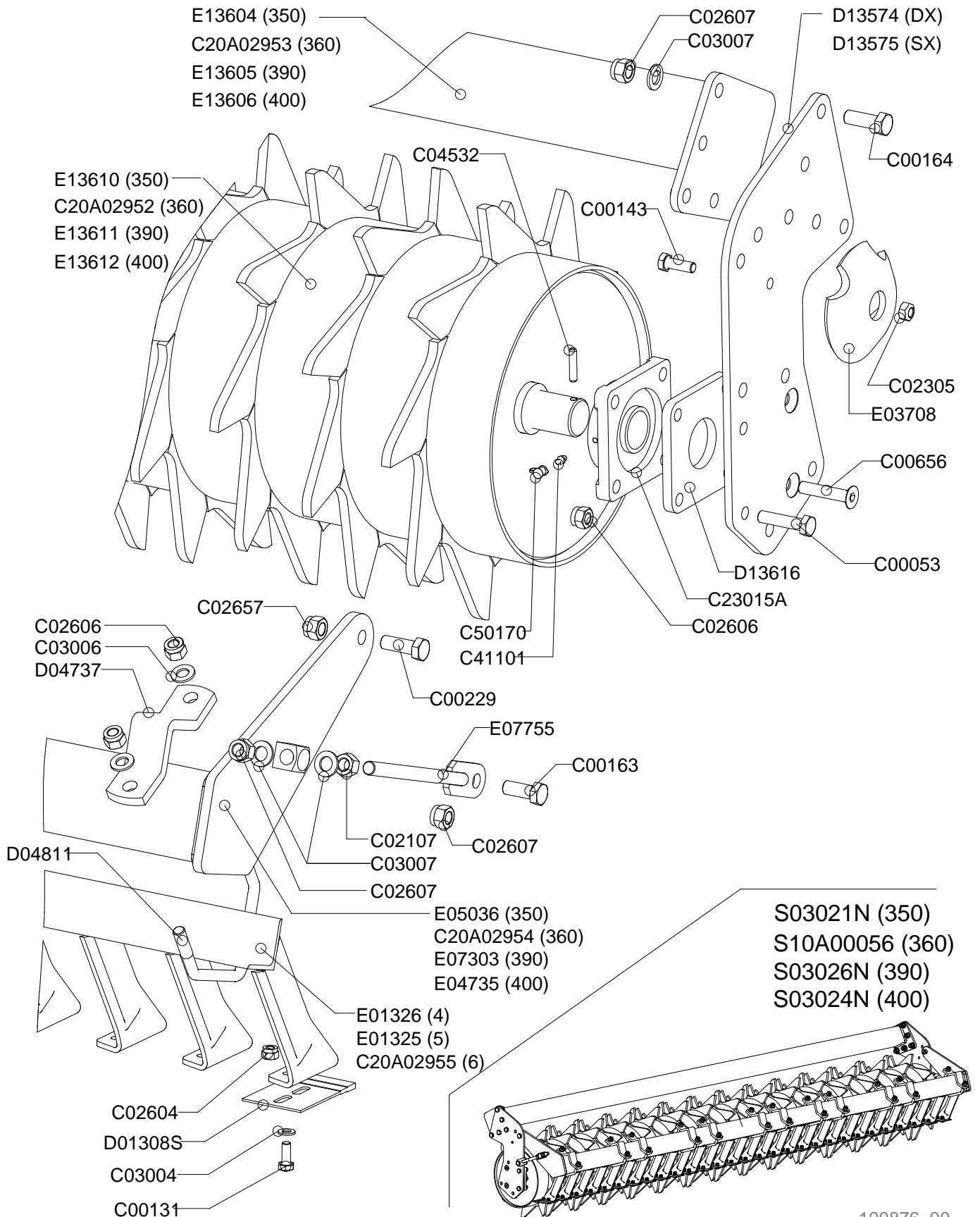
Packer roller PK5N 350-390-400

Rouleau packer PK5N 350-390-400

Packer walze PK5N 350-390-400

Drawing Code: **100876_0**

Accessories:



100876_00



Rullo packer PK5N 350-390-400

Packer roller PK5N 350-390-400

Rouleau packer PK5N 350-390-400

Packer walze PK5N 350-390-400

Drawing Code:

100876_0

Accessories:

N°	Code	Old.	Descrizione / Description	GB	FR	D	E
#	M80A00046	C00053	VITE TE 88 PG FP M14X60 ZINC UNI 5737	SCREW	VIS	SCHRAUBE	TORNILLO
#	M80A00118	C00131	VITE TE 88 PG FT M10X25 ZINC UNI 5739	SCREW	VIS	SCHRAUBE	TORNILLO
#	M80A00130	C00143	VITE TE 88 PG FT M12X35 ZINC UNI 5739	SCREW	VIS	SCHRAUBE	TORNILLO
#	M80A00149	C00163	VITE TE 88 PG FT M16X40 ZINC UNI 5739	SCREW	VIS	SCHRAUBE	TORNILLO
#	M80A00150	C00164	VITE TE 88 PG FT M16X45 ZINC UNI 5739	SCREW	VIS	SCHRAUBE	TORNILLO
#	M80A00179	C00229	VITE TE 10.9 M16X1,5X45 ZINC F25	SCREW	VIS	SCHRAUBE	TORNILLO
#	M80A00300	C00656	VITE TSPEI 10.9 PG M14X60 ZINC UNI 5933	SCREW	VIS	SCHRAUBE	TORNILLO
#	M85A00030	C02107	DADO NORMALE 8 PG M16 UNI 5588 ZINC	NUT	BOULONS	NUT	DADO
#	M85A00050	C02305	DADO METALBLOC M12 X 1.75	NUT	BOULONS	NUT	DADO
#	M85A00077	C02604	DADO AUTOBLOC ALTO 8 M10 H=11.5 UNI 7473	NUT	BOULONS	NUT	DADO
#	M85A00079	C02606	DADO AUTOBLOC ALTO 8 M14 H=16 UNI 7473	NUT	BOULONS	NUT	DADO
#	M85A00080	C02607	DADO AUTOBLOC ALTO 8 M16 H=18 UNI 7473	NUT	BOULONS	NUT	DADO
#	M85A00089	C02657	DADO AUTOBLOC ALTO 8 M16X1,5 H=18 UNI 7473	NUT	BOULONS	NUT	DADO
#	M90A00007	C03004	RONDELLA PIANA D.10,5 DIN125-A ZINC.	WASHER	RONDELLE	UNTERLEGSCHIEBE	ARANDELLA
#	M90A00009	C03006	RONDELLA PIANA D.15 DIN125-A ZINC.	WASHER	RONDELLE	UNTERLEGSCHIEBE	ARANDELLA
#	M90A00010	C03007	RONDELLA PIANA D.17 DIN125-A ZINC.	WASHER	RONDELLE	UNTERLEGSCHIEBE	ARANDELLA
#	MB0A00021	C04532	SPINA ELASTICA D.8X40	SOCKET	GOUPILLE	STECKER	PASADOR
#	C20A02952		RULLO PAKER IMBULLONATO PK5-360	ROLLER	ROULEAU	WALZE	RODILLO
#	C20A02953		TELAIO RULLO IMBULLONATO 360 SERIE 5	FRAME	CHASSIS	RAHMEN	MARCO
#	C20A02954		TELAIO PORTA SPATOLE PK5-360	FRAME	CHASSIS	RAHMEN	MARCO
#	C20A02955		PETTINE DA 6 ***	COMB	HERSE	KAMM	PEINE
#	M30A00008	C23015A	SUPPORTO UCF 209 CLASSE A	SUPPORT	SUPPORT	STUTZE	APOYO
#	MJ5A00001	C41101	INGRASSATORE M6X1 DIRITTO	GREASE NIPPLE	GRAISSOR	FETTBUECHSE	ENGRASADOR
#	G00A00001	C50170	PROTEZIONE INGRASSATORE D.6MM ROSSO	PROTECTION	PROTECTION	SCHUTZ	PROTECCIÓN
#	MK0A00028	D01308S	SPATOLA PULIRULLO PK ANTIUSURA	SPATULA	Spatules	SPACHTEL	ESPÁTULASS
#	C10A01502	D04737	MORSETTO DIAGONALE TUBO 100 l=150 ***	TERMINAL	TERMINAL	TERMINAL	TERMINALES
#	MD5A00015	D04811	CAVALLOTTO DIAGONALE M14 100X100	PIN	CAVALLIER	STIFT	CAVALLOTTI
#	C15A00711	D13574	FIANCATA IMBULLONATA DESTRA RULLO SERIE 5	SIDE	LONG	NEBEN	JUNTO
#	C15A00712	D13575	FIANCATA IMBULLONATA SINISTRA RULLO SERIE 5	SIDE	LONG	NEBEN	JUNTO
#	C05A07383	D13616	DISTANZIALE PIANO UCF 209 SP.12	SPACER	ENTRETOISE	ABSTANDSTUECK	ESPACIADORES
#	C20A00159	E01325	PETTINE DA 5 ***	COMB	HERSE	KAMM	PEINE
#	C20A00161	E01326	PETTINE DA 4 ***	COMB	HERSE	KAMM	PEINE
#	C20A00698	E03708	TAMPONE CENTRALE RULLI DOPPI D.145X30	BUFFER	PRESSE	STOPFEN	TAMPON
#	C20A00894	E04735	TELAIO PORTA SPATOLE PK4-400 100X100	FRAME	CHASSIS	RAHMEN	MARCO
#	C20A00948	E05036	TELAIO PORTA SPATOLE PK4-350 100X100	FRAME	CHASSIS	RAHMEN	MARCO
#	C20A01320	E07303	TELAIO PORTA SPATOLE PK4-390 100X100	FRAME	CHASSIS	RAHMEN	MARCO
#	C20A01375	E07755	TIRANTE RASCHIATORE M16 CON PIASTRINA	TIE ROD	TIRANT	ZUGSTANGE	TIRANTE
#	C20A02120	E13604	TELAIO RULLO IMBULLONATO 350 SERIE 5	FRAME	CHASSIS	RAHMEN	MARCO
#	C20A02121	E13605	TELAIO RULLO IMBULLONATO 390 SERIE 5	FRAME	CHASSIS	RAHMEN	MARCO
#	C20A02122	E13606	TELAIO RULLO IMBULLONATO 400 SERIE 5	FRAME	CHASSIS	RAHMEN	MARCO
#	C20A02126	E13610	RULLO PAKER IMBULLONATO PK4-350	ROLLER	ROULEAU	WALZE	RODILLO
#	C20A02127	E13611	RULLO PAKER IMBULLONATO PK4-390	ROLLER	ROULEAU	WALZE	RODILLO
#	C20A02128	E13612	RULLO PAKER IMBULLONATO PK4-400	ROLLER	ROULEAU	WALZE	RODILLO
#	S10A00028	S03021N	RULLO PACKER PK5-350 D.520	ROLLER	ROULEAU	WALZE	RODILLO
#	S10A00040	S03024N	RULLO PACKER PK5-400 D.520	ROLLER	ROULEAU	WALZE	RODILLO
#	S10A00045	S03026N	RULLO PACKER PK5-390 D.520 - DX800	ROLLER	ROULEAU	WALZE	RODILLO
#	S10A00056		RULLO PACKER PK5-360 D520	ROLLER	ROULEAU	WALZE	RODILLO

Copyright © 2009 Alpego s.p.a. ®

Tutti i diritti sono riservati. È vietata espressamente la ristampa o l'uso non autorizzato senza permesso scritto dalla Alpego s.p.a.

Tous droits réservés. Toute réimpression ou utilisation non autorisée sans la permission écrite de la Alpego s.p.a. est formellement interdite

Alle Rechte vorbehalten. Nachdruck, Vervielfältigung und Verbreitung, auch auszugsweise, ist ohne schriftliche Genehmigung der Alpego s.p.a.

Al rights reserved. Any reprinting or unauthorized use without the written permission of Alpego s.p.a. is expressly prohibited

Todos los derechos reservados. Toda reproducción o uso no autorizado sin el consentimiento escrito de Alpego s.p.a. quedan expresamente prohibidos

19/12/2013

Rullo packer PK5C

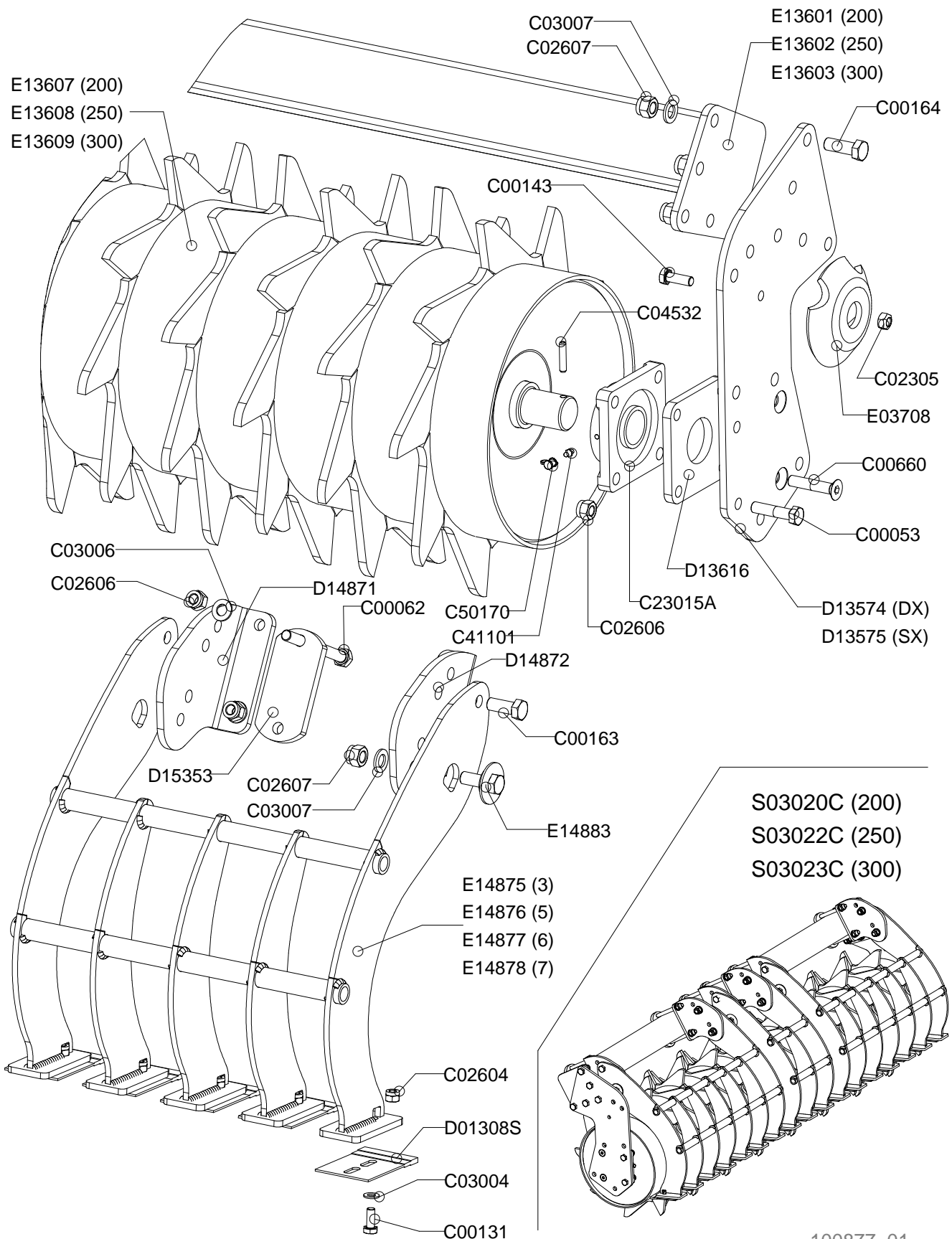
Packer roller PK5C

Rouleau packer PK5C

Packer walze PK5C

Drawing Code: **100877_1**

Accessories:



100877_01



Rullo packer PK5C

Packer roller PK5C

Rouleau packer PK5C

Packer walze PK5C

Drawing Code: **100877_1**

Accessories:

N°	Code	Old.	Descrizione / Description	GB	FR	D	E
#	M80A00046	C00053	VITE TE 88 PG FP M14X60 ZINC UNI 5737	SCREW	VIS	SCHRAUBE	TORNILLO
#	M80A00055	C00062	VITE TE 88 PG FP M14X150 ZINC UNI 5737	SCREW	VIS	SCHRAUBE	TORNILLO
#	M80A00118	C00131	VITE TE 88 PG FT M10X25 ZINC UNI 5739	SCREW	VIS	SCHRAUBE	TORNILLO
#	M80A00130	C00143	VITE TE 88 PG FT M12X35 ZINC UNI 5739	SCREW	VIS	SCHRAUBE	TORNILLO
#	M80A00149	C00163	VITE TE 88 PG FT M16X40 ZINC UNI 5739	SCREW	VIS	SCHRAUBE	TORNILLO
#	M80A00150	C00164	VITE TE 88 PG FT M16X45 ZINC UNI 5739	SCREW	VIS	SCHRAUBE	TORNILLO
#	M80A00304	C00660	VITE TSPEI 10.9 PG M14X70 UNI 5933	SCREW	VIS	SCHRAUBE	TORNILLO
#	M85A00050	C02305	DADO METALBLOC M12 X 1.75	NUT	BOULONS	NUT	DADO
#	M85A00077	C02604	DADO AUTOBLOC ALTO 8 M10 H=11.5 UNI 7473	NUT	BOULONS	NUT	DADO
#	M85A00079	C02606	DADO AUTOBLOC ALTO 8 M14 H=16 UNI 7473	NUT	BOULONS	NUT	DADO
#	M85A00080	C02607	DADO AUTOBLOC ALTO 8 M16 H=18 UNI 7473	NUT	BOULONS	NUT	DADO
#	M90A00007	C03004	RONDELLA PIANA D.10,5 DIN125-A ZINC.	WASHER	RONDELLE	UNTERLEGSCHIEBE	ARANDELLA
#	M90A00009	C03006	RONDELLA PIANA D.15 DIN125-A ZINC.	WASHER	RONDELLE	UNTERLEGSCHIEBE	ARANDELLA
#	M90A00010	C03007	RONDELLA PIANA D.17 DIN125-A ZINC.	WASHER	RONDELLE	UNTERLEGSCHIEBE	ARANDELLA
#	MB0A00021	C04532	SPINA ELASTICA D.8X40	SOCKET	GOUPILLE	STECKER	PASADOR
#	M30A00008	C23015A	SUPPORTO UCF 209 CLASSE A	SUPPORT	SUPPORT	STUTZE	APOYO
#	MJ5A00001	C41101	INGRASSATORE M6X1 DIRITTO	GREASE NIPPLE	GRAISSOR	FETTBUECHSE	ENGRASADOR
#	G00A00001	C50170	PROTEZIONE INGRASSATORE D.6MM ROSSO	PROTECTION	PROTECTION	SCHUTZ	PROTECCIÓN
#	MK0A00028	D01308S	SPATOLA PULIRULLO PK ANTIUSURA	SPATULA	Spatules	SPACHTEL	ESPÁTULASS
#	C15A00711	D13574	FIANCATA IMBULLONATA DESTRA RULLO SERIE 5	SIDE	LONG	NEBEN	JUNTO
#	C15A00712	D13575	FIANCATA IMBULLONATA SINISTRA RULLO SERIE 5	SIDE	LONG	NEBEN	JUNTO
#	C05A07383	D13616	DISTANZIALE PIANO UCF 209 SP.12	SPACER	ENTRETOISE	ABSTANDSTUECK	ESPACIADORES
#	C10A03343	D14871	PIEGATO SIN. SUPPORTO PULIRULLO PK REGOLABILE	BENT	PLIE	GEBOGEN	PLEGADO
#	C10A03344	D14872	PIEGATO DES. SUPPORTO PULIRULLO PK REGOLABILE	BENT	PLIE	GEBOGEN	PLEGADO
#	C05A07848	D15353	PIASTRA FISSAGGIO PULIRULLO COMPATTO SP.12	PLATE	PLAQUE	PLATTE	PLACA
#	C20A00698	E03708	TAMPONE CENTRALE RULLI DOPPI D.145X30	BUFFER	PRESSE	STOPFEN	TAMPON
#	C20A02117	E13601	TELAIO RULLO IMBULLONATO 200 SERIE 5	FRAME	CHASSIS	RAHMEN	MARCO
#	C20A02118	E13602	TELAIO RULLO IMBULLONATO 250 SERIE 5	FRAME	CHASSIS	RAHMEN	MARCO
#	C20A02119	E13603	TELAIO RULLO IMBULLONATO 300 SERIE 5	FRAME	CHASSIS	RAHMEN	MARCO
#	C20A02123	E13607	RULLO PAKER IMBULLONATO PK5-205	ROLLER	ROULEAU	WALZE	RODILLO
#	C20A02124	E13608	RULLO PAKER IMBULLONATO PK5-250	ROLLER	ROULEAU	WALZE	RODILLO
#	C20A02125	E13609	RULLO PAKER IMBULLONATO PK5-300	ROLLER	ROULEAU	WALZE	RODILLO
#	C20A02303	E14875	PETTINE 3 PULIRULLO PAKER PK5 REGOLABILE	COMB	HERSE	KAMM	PEINE
#	C20A02304	E14876	PETTINE 5 PULIRULLO PAKER PK5 REGOLABILE	COMB	HERSE	KAMM	PEINE
#	C20A02305	E14877	PETTINE 6 PULIRULLO PAKER PK5 REGOLABILE	COMB	HERSE	KAMM	PEINE
#	C20A02306	E14878	PETTINE 7 PULIRULLO PAKER PK5 REGOLABILE	COMB	HERSE	KAMM	PEINE
#	M80A00385	E14883	VITE REGOLAZIONE PULIRULLO PK	SCREW	VIS	SCHRAUBE	TORNILLO
#	S10A00023	S03020C	RULLO PAKER PK5-205 D.520 COMPATTO	ROLLER	ROULEAU	WALZE	RODILLO
#	S10A00031	S03022C	RULLO PAKER PK5-250 D.520 COMPATTO	ROLLER	ROULEAU	WALZE	RODILLO
#	S10A00035	S03023C	RULLO PAKER PK5-300 D.520 COMPATTO	ROLLER	ROULEAU	WALZE	RODILLO

Rullo packer PK6N

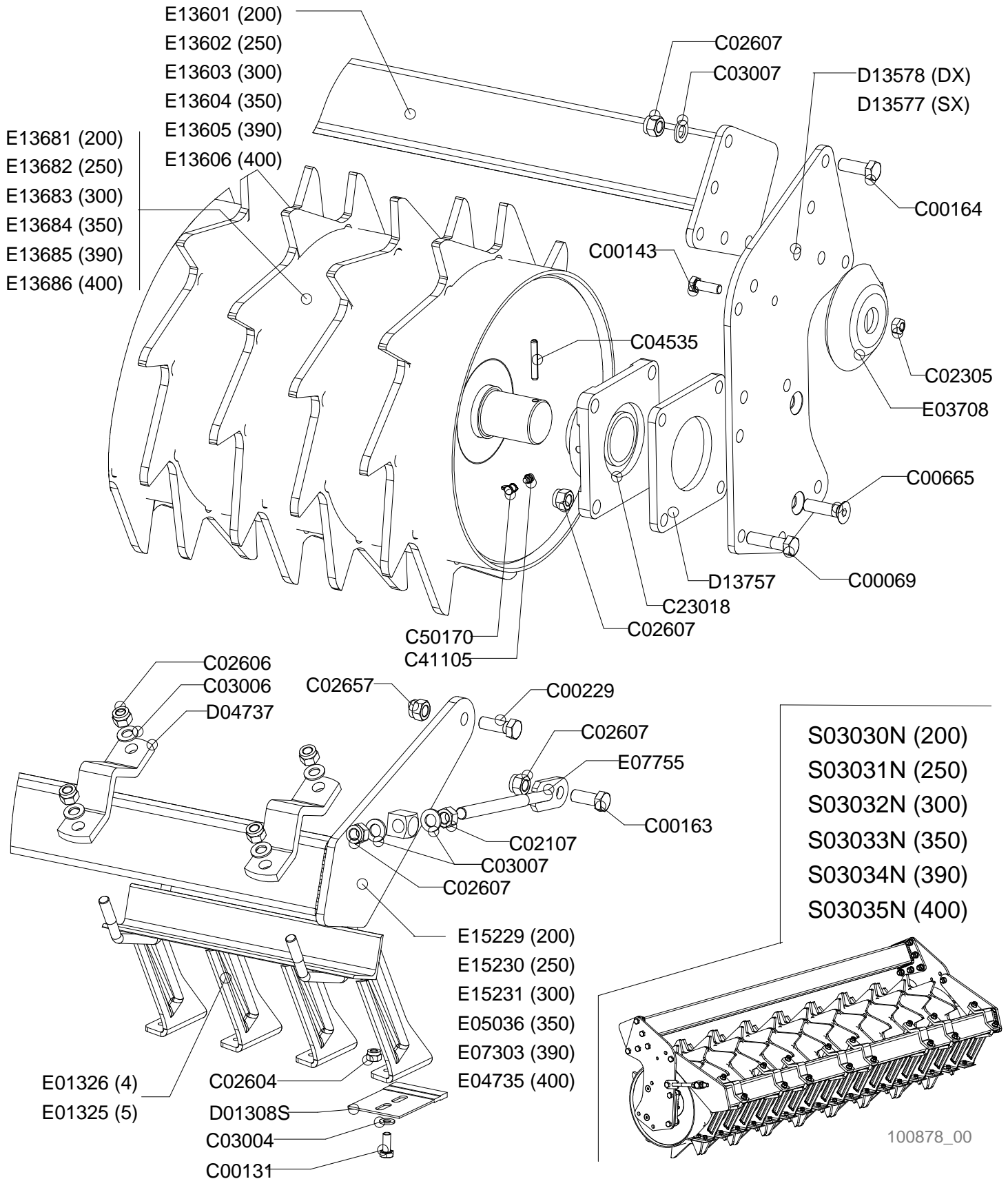
Packer roller PK6N

Rouleau packer PK6N

Packer walze PK6N

Drawing Code: **100878_0**

Accessories:





Rullo packer PK6N

Packer roller PK6N

Rouleau packer PK6N

Packer walze PK6N

Drawing Code: **100878_0**

Accessories:

N°	Code	Old.	Descrizione / Description	GB	FR	D	E
#	M80A00062	C00069	VITE TE 88 PG FP M16x60 ZINC UNI 5737	SCREW	VIS	SCHRAUBE	TORNILLO
#	M80A00118	C00131	VITE TE 88 PG FT M10X25 ZINC UNI 5739	SCREW	VIS	SCHRAUBE	TORNILLO
#	M80A00130	C00143	VITE TE 88 PG FT M12X35 ZINC UNI 5739	SCREW	VIS	SCHRAUBE	TORNILLO
#	M80A00149	C00163	VITE TE 88 PG FT M16X40 ZINC UNI 5739	SCREW	VIS	SCHRAUBE	TORNILLO
#	M80A00150	C00164	VITE TE 88 PG FT M16X45 ZINC UNI 5739	SCREW	VIS	SCHRAUBE	TORNILLO
#	M80A00179	C00229	VITE TE 10.9 M16X1,5X45 ZINC F25	SCREW	VIS	SCHRAUBE	TORNILLO
#	M80A00309	C00665	VITE TSPEI 10.9 PG M16X60 ZINC UNI 5933	SCREW	VIS	SCHRAUBE	TORNILLO
#	M85A00030	C02107	DADO NORMALE 8 PG M16 UNI 5588 ZINC	NUT	BOULONS	NUT	DADO
#	M85A00050	C02305	DADO METALBLOC M12 X 1.75	NUT	BOULONS	NUT	DADO
#	M85A00077	C02604	DADO AUTOBLOC ALTO 8 M10 H=11.5 UNI 7473	NUT	BOULONS	NUT	DADO
#	M85A00079	C02606	DADO AUTOBLOC ALTO 8 M14 H=16 UNI 7473	NUT	BOULONS	NUT	DADO
#	M85A00080	C02607	DADO AUTOBLOC ALTO 8 M16 H=18 UNI 7473	NUT	BOULONS	NUT	DADO
#	M85A00089	C02657	DADO AUTOBLOC ALTO 8 M16X1,5 H=18 UNI 7473	NUT	BOULONS	NUT	DADO
#	M90A00007	C03004	RONDELLA PIANA D.10,5 DIN125-A ZINC.	WASHER	RONDELLE	UNTERLEGSCHIEBE	ARANDELLA
#	M90A00009	C03006	RONDELLA PIANA D.15 DIN125-A ZINC.	WASHER	RONDELLE	UNTERLEGSCHIEBE	ARANDELLA
#	M90A00010	C03007	RONDELLA PIANA D.17 DIN125-A ZINC.	WASHER	RONDELLE	UNTERLEGSCHIEBE	ARANDELLA
#	MB0A00024	C04535	SPINA ELASTICA D.8X55	SOCKET	GOUPILLE	STECKER	PASADOR
#	M30A00011	C23018	SUPPORTO UCF 212 CLASSE A	SUPPORT	SUPPORT	STUTZE	APOYO
#	MJ5A00005	C41105	INGRASSATORE M10X1 DIRITTO	GREASE NIPPLE	GRAISSOR	FETTBUECHSE	ENGRASADOR
#	G00A00001	C50170	PROTEZIONE INGRASSATORE D.6MM ROSSO	PROTECTION	PROTECTION	SCHUTZ	PROTECCIÓN
#	MK0A00028	D01308S	SPATOLA PULIRULLO PK ANTIUSURA	SPATULA	Spatules	SPACHTEL	ESPÁTULASS
#	C10A01502	D04737	MORSETTO DIAGONALE TUBO 100 l=150 ***	TERMINAL	TERMINAL	TERMINAL	TERMINALES
#	C15A00713	D13577	FIANCATA IMBULLONATA SINISTRA RULLO PK6	SIDE	LONG	NEBEN	JUNTO
#	C15A00714	D13578	FIANCATA IMBULLONATA DESTRA RULLO PK6	SIDE	LONG	NEBEN	JUNTO
#	C05A07409	D13757	DISTANZIALE PIANO UCF 212 SP.12	SPACER	ENTRETOISE	ABSTANDSTUECK	ESPACIADORES
#	C20A00159	E01325	PETTINE DA 5 ***	COMB	HERSE	KAMM	PEINE
#	C20A00161	E01326	PETTINE DA 4 ***	COMB	HERSE	KAMM	PEINE
#	C20A00698	E03708	TAMPONE CENTRALE RULLI DOPPI D.145X30	BUFFER	PRESSE	STOPFEN	TAMPON
#	C20A00894	E04735	TELAIO PORTA SPATOLE PK4-400 100X100	FRAME	CHASSIS	RAHMEN	MARCO
#	C20A00948	E05036	TELAIO PORTA SPATOLE PK4-350 100x100	FRAME	CHASSIS	RAHMEN	MARCO
#	C20A01320	E07303	TELAIO PORTA SPATOLE PK4-390 100X100	FRAME	CHASSIS	RAHMEN	MARCO
#	C20A01375	E07755	TIRANTE RASCHIATORE M16 CON PIASTRINA	TIE ROD	TIRANT	ZUGSTANGE	TIRANTE
#	C20A02117	E13601	TELAIO RULLO IMBULLONATO 200 SERIE 5	FRAME	CHASSIS	RAHMEN	MARCO
#	C20A02118	E13602	TELAIO RULLO IMBULLONATO 250 SERIE 5	FRAME	CHASSIS	RAHMEN	MARCO
#	C20A02119	E13603	TELAIO RULLO IMBULLONATO 300 SERIE 5	FRAME	CHASSIS	RAHMEN	MARCO
#	C20A02120	E13604	TELAIO RULLO IMBULLONATO 350 SERIE 5	FRAME	CHASSIS	RAHMEN	MARCO
#	C20A02121	E13605	TELAIO RULLO IMBULLONATO 390 SERIE 5	FRAME	CHASSIS	RAHMEN	MARCO
#	C20A02122	E13606	TELAIO RULLO IMBULLONATO 400 SERIE 5	FRAME	CHASSIS	RAHMEN	MARCO
#	C20A02139	E13681	RULLO PAKER IMBULLONATO PK6-205	ROLLER	ROULEAU	WALZE	RODILLO
#	C20A02140	E13682	RULLO PAKER IMBULLONATO PK6-250	ROLLER	ROULEAU	WALZE	RODILLO
#	C20A02141	E13683	RULLO PAKER IMBULLONATO PK6-300	ROLLER	ROULEAU	WALZE	RODILLO
#	C20A02142	E13684	RULLO PAKER IMBULLONATO PK6-350	ROLLER	ROULEAU	WALZE	RODILLO
#	C20A02143	E13685	RULLO PAKER IMBULLONATO PK6-390	ROLLER	ROULEAU	WALZE	RODILLO
#	C20A02144	E13686	RULLO PAKER IMBULLONATO PK6-400	ROLLER	ROULEAU	WALZE	RODILLO
#	C20A02373	E15229	TELAIO PORTA SPATOLE PK6N-205 100x100	FRAME	CHASSIS	RAHMEN	MARCO
#	C20A02374	E15230	TELAIO PORTA SPATOLE PK6N-250 100x100	FRAME	CHASSIS	RAHMEN	MARCO
#	C20A02375	E15231	TELAIO PORTA SPATOLE PK6N-300 100x100	FRAME	CHASSIS	RAHMEN	MARCO
#	S10A00048	S03030N	RULLO PACKER PK6 205	ROLLER	ROULEAU	WALZE	RODILLO
#	S10A00050	S03031N	RULLO PACKER PK6 250	ROLLER	ROULEAU	WALZE	RODILLO

Copyright © 2009 Alpego s.p.a. ®

Tutti i diritti sono riservati. È vietata espressamente la ristampa o l'uso non autorizzato senza permesso scritto dalla Alpego s.p.a.
 Tous droits réservés. Toute réimpression ou utilisation non autorisée sans la permission écrite de la Alpego s.p.a. est formellement interdite
 Alle Rechte vorbehalten. Nachdruck, Vervielfältigung und Verbreitung, auch auszugsweise, ist ohne schriftliche Genehmigung der Alpego s.p.a.
 All rights reserved. Any reprinting or unauthorized use without the written permission of Alpego s.p.a. is expressly prohibited
 Todos los derechos reservados. Toda reproducción o uso no autorizado sin el consentimiento escrito de Alpego s.p.a. quedan expresamente prohibidos

19/12/2013

Rullo packer PK6N

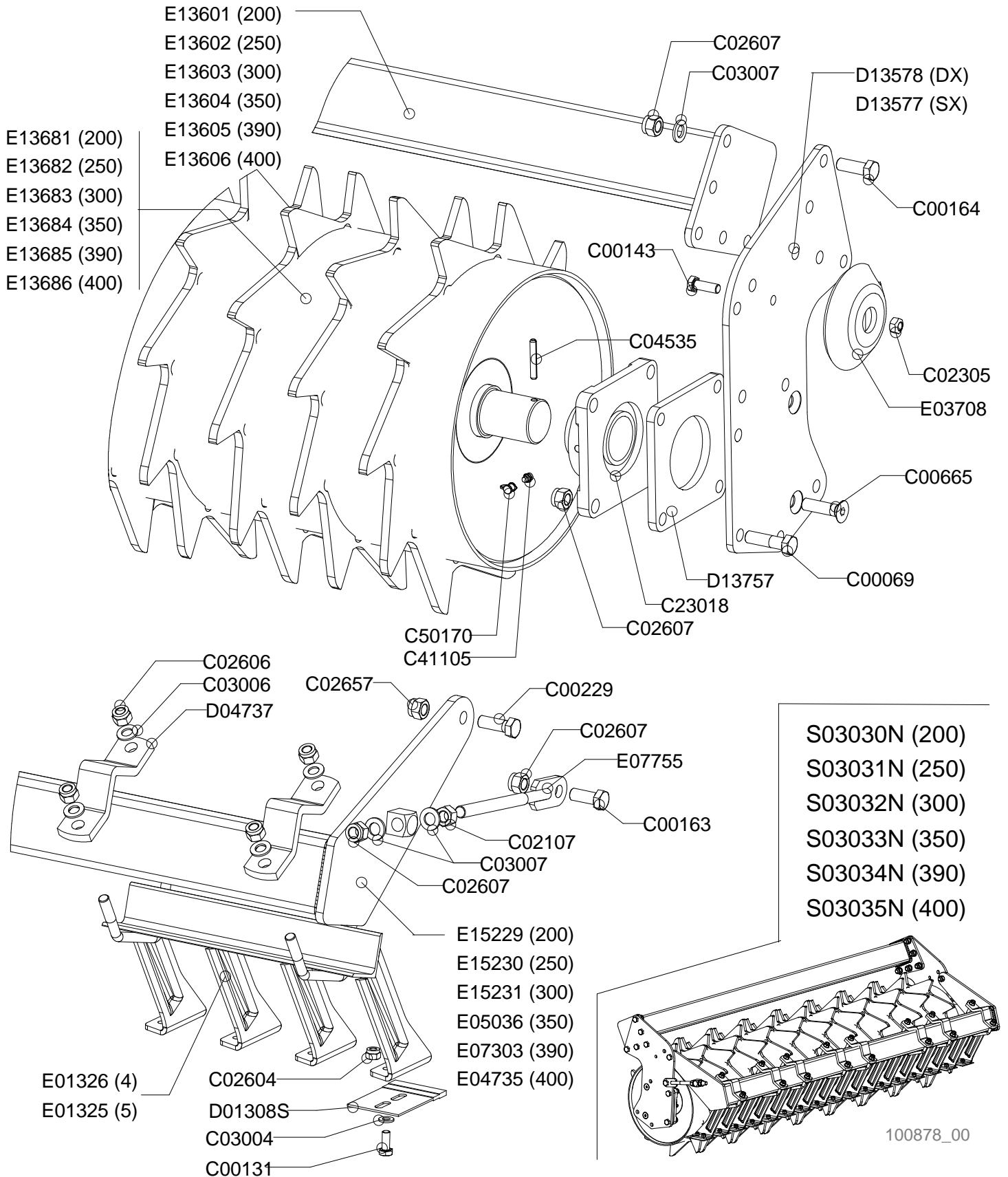
Packer roller PK6N

Rouleau packer PK6N

Packer walze PK6N

Drawing Code: **100878_0**

Accessories:





Rullo packer PK6N

Packer roller PK6N

Rouleau packer PK6N

Packer walze PK6N

Drawing Code:

100878_0

Accessories:

N°	Code	Old.	Descrizione / Description
#	S10A00052	S03032N	RULLO PACKER PK6 300
#	S10A00053	S03033N	RULLO PACKER PK6 350
#	S10A00054	S03034N	RULLO PACKER PK6 390
#	S10A00055	S03035N	RULLO PACKER PK6 400

GB	FR	D	E
ROLLER	ROULEAU	WALZE	RODILLO
ROLLER	ROULEAU	WALZE	RODILLO
ROLLER	ROULEAU	WALZE	RODILLO
ROLLER	ROULEAU	WALZE	RODILLO

Rullo packer PK6C

Packer roller PK6C

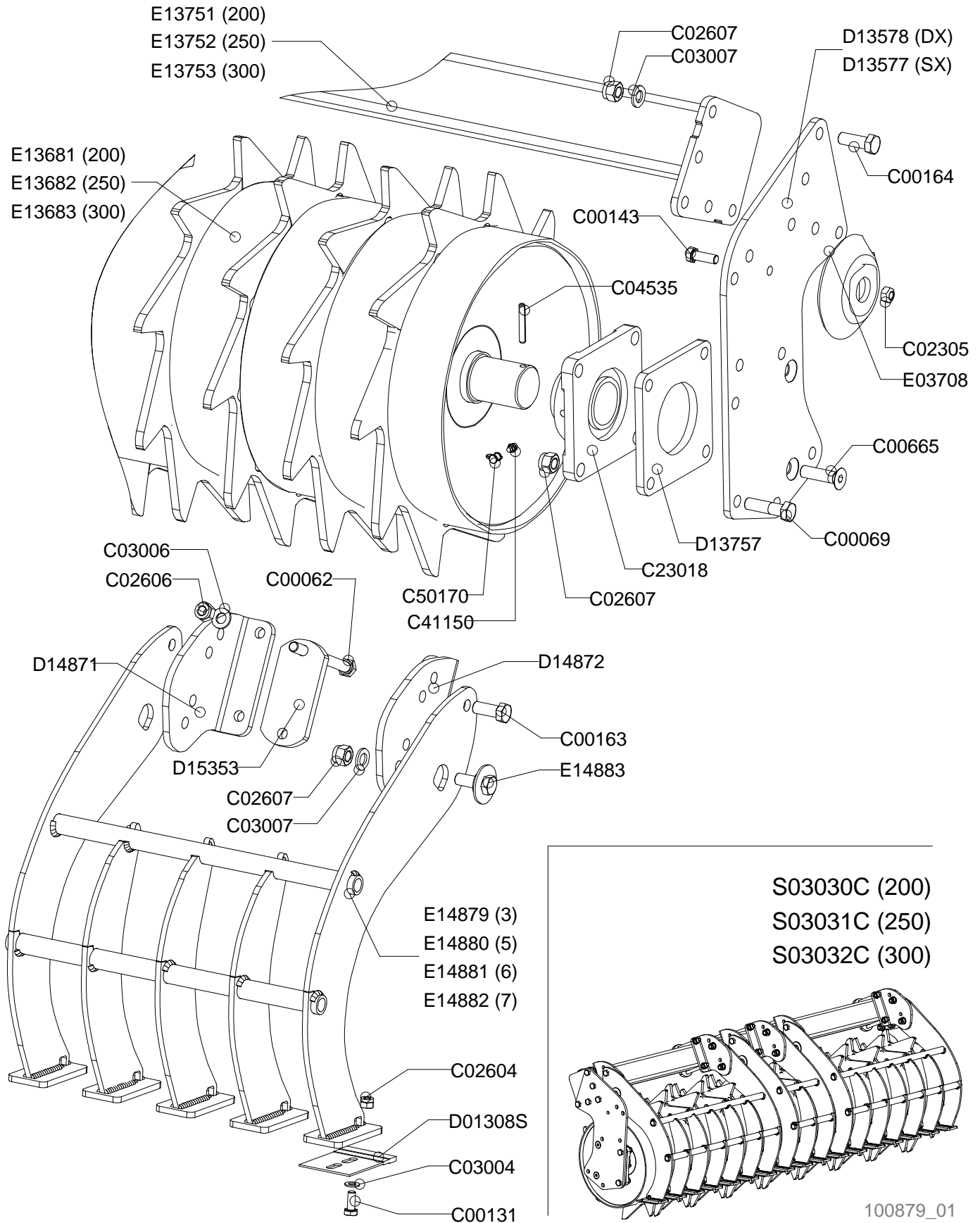
Rouleau packer PK6C

Packer walze PK6C

Drawing Code:

100879_1

Accessories:



100879_01



Rullo packer PK6C

Packer roller PK6C

Rouleau packer PK6C

Packer walze PK6C

Drawing Code:

100879_1

Accessories:

N°	Code	Old.	Descrizione / Description	GB	FR	D	E
#	M80A00055	C00062	VITE TE 88 PG FP M14X150 ZINC UNI 5737	SCREW	VIS	SCHRAUBE	TORNILLO
#	M80A00062	C00069	VITE TE 88 PG FP M16x60 ZINC UNI 5737	SCREW	VIS	SCHRAUBE	TORNILLO
#	M80A00118	C00131	VITE TE 88 PG FT M10X25 ZINC UNI 5739	SCREW	VIS	SCHRAUBE	TORNILLO
#	M80A00130	C00143	VITE TE 88 PG FT M12X35 ZINC UNI 5739	SCREW	VIS	SCHRAUBE	TORNILLO
#	M80A00149	C00163	VITE TE 88 PG FT M16X40 ZINC UNI 5739	SCREW	VIS	SCHRAUBE	TORNILLO
#	M80A00150	C00164	VITE TE 88 PG FT M16X45 ZINC UNI 5739	SCREW	VIS	SCHRAUBE	TORNILLO
#	M80A00309	C00665	VITE TSPEI 10.9 PG M16X60 ZINC UNI 5933	SCREW	VIS	SCHRAUBE	TORNILLO
#	M85A00050	C02305	DADO METALBLOC M12 X 1.75	NUT	BOULONS	NUT	DADO
#	M85A00077	C02604	DADO AUTOBLOC ALTO 8 M10 H=11.5 UNI 7473	NUT	BOULONS	NUT	DADO
#	M85A00079	C02606	DADO AUTOBLOC ALTO 8 M14 H=16 UNI 7473	NUT	BOULONS	NUT	DADO
#	M85A00080	C02607	DADO AUTOBLOC ALTO 8 M16 H=18 UNI 7473	NUT	BOULONS	NUT	DADO
#	M90A00007	C03004	RONDELLA PIANA D.10,5 DIN125-A ZINC.	WASHER	RONDELLE	UNTERLEGSCHLEIBE	ARANDELLA
#	M90A00009	C03006	RONDELLA PIANA D.15 DIN125-A ZINC.	WASHER	RONDELLE	UNTERLEGSCHLEIBE	ARANDELLA
#	M90A00010	C03007	RONDELLA PIANA D.17 DIN125-A ZINC.	WASHER	RONDELLE	UNTERLEGSCHLEIBE	ARANDELLA
#	MB0A00024	C04535	SPINA ELASTICA D.8X55	SOCKET	GOUPILLE	STECKER	PASADOR
#	M30A00011	C23018	SUPPORTO UCF 212 CLASSE A	SUPPORT	SUPPORT	STUTZE	APOYO
#							
#	G00A00001	C50170	PROTEZIONE INGRASSATORE D.6MM ROSSO	PROTECTION	PROTECTION	SCHUTZ	PROTECCIÓN
#	MK0A00028	D01308S	SPATOLA PULIRULLO PK ANTIUSURA	SPATULA	Spatules	SPACHTEL	ESPÁTULASS
#	C15A00713	D13577	FIANCATA IMBULLONATA SINISTRA RULLO PK6	SIDE	LONG	NEBEN	JUNTO
#	C15A00714	D13578	FIANCATA IMBULLONATA DESTRA RULLO PK6	SIDE	LONG	NEBEN	JUNTO
#	C05A07409	D13757	DISTANZIALE PIANO UCF 212 SP.12	SPACER	ENTRETOISE	ABSTANDSTUECK	ESPACIADORES
#	C10A03343	D14871	PIEGATO SIN. SUPPORTO PULIRULLO PK REGOLABILE	BENT	PLIE	GEBOGEN	PLEGADO
#	C10A03344	D14872	PIEGATO DES. SUPPORTO PULIRULLO PK REGOLABILE	BENT	PLIE	GEBOGEN	PLEGADO
#	C05A07848	D15353	PIASTRA FISSAGGIO PULIRULLO COMPATTO SP.12	PLATE	PLAQUE	PLATTE	PLACA
#	C20A00698	E03708	TAMPONE CENTRALE RULLI DOPPI D.145X30	BUFFER	PRESSE	STOPFEN	TAMPON
#	C20A02139	E13681	RULLO PAKER IMBULLONATO PK6-205	ROLLER	ROULEAU	WALZE	RODILLO
#	C20A02140	E13682	RULLO PAKER IMBULLONATO PK6-250	ROLLER	ROULEAU	WALZE	RODILLO
#	C20A02141	E13683	RULLO PAKER IMBULLONATO PK6-300	ROLLER	ROULEAU	WALZE	RODILLO
#	C20A02149	E13751	TELAIO RULLO IMBULLONATO 205 SERIE 6	FRAME	CHASSIS	RAHMEN	MARCO
#	C20A02150	E13752	TELAIO RULLO IMBULLONATO 250 SERIE 6	FRAME	CHASSIS	RAHMEN	MARCO
#	C20A02151	E13753	TELAIO RULLO IMBULLONATO 300 SERIE 6	FRAME	CHASSIS	RAHMEN	MARCO
#	C20A02307	E14879	PETTINE 3 PULIRULLO PAKER PK6 REGOLABILE	COMB	HERSE	KAMM	PEINE
#	C20A02308	E14880	PETTINE 5 PULIRULLO PAKER PK6 REGOLABILE	COMB	HERSE	KAMM	PEINE
#	C20A02309	E14881	PETTINE 6 PULIRULLO PAKER PK6 REGOLABILE	COMB	HERSE	KAMM	PEINE
#	C20A02310	E14882	PETTINE 7 PULIRULLO PAKER PK6 REGOLABILE	COMB	HERSE	KAMM	PEINE
#	M80A00385	E14883	VITE REGOLAZIONE PULIRULLO PK	SCREW	VIS	SCHRAUBE	TORNILLO
#							
#							
#							

Rullo spuntoni P5

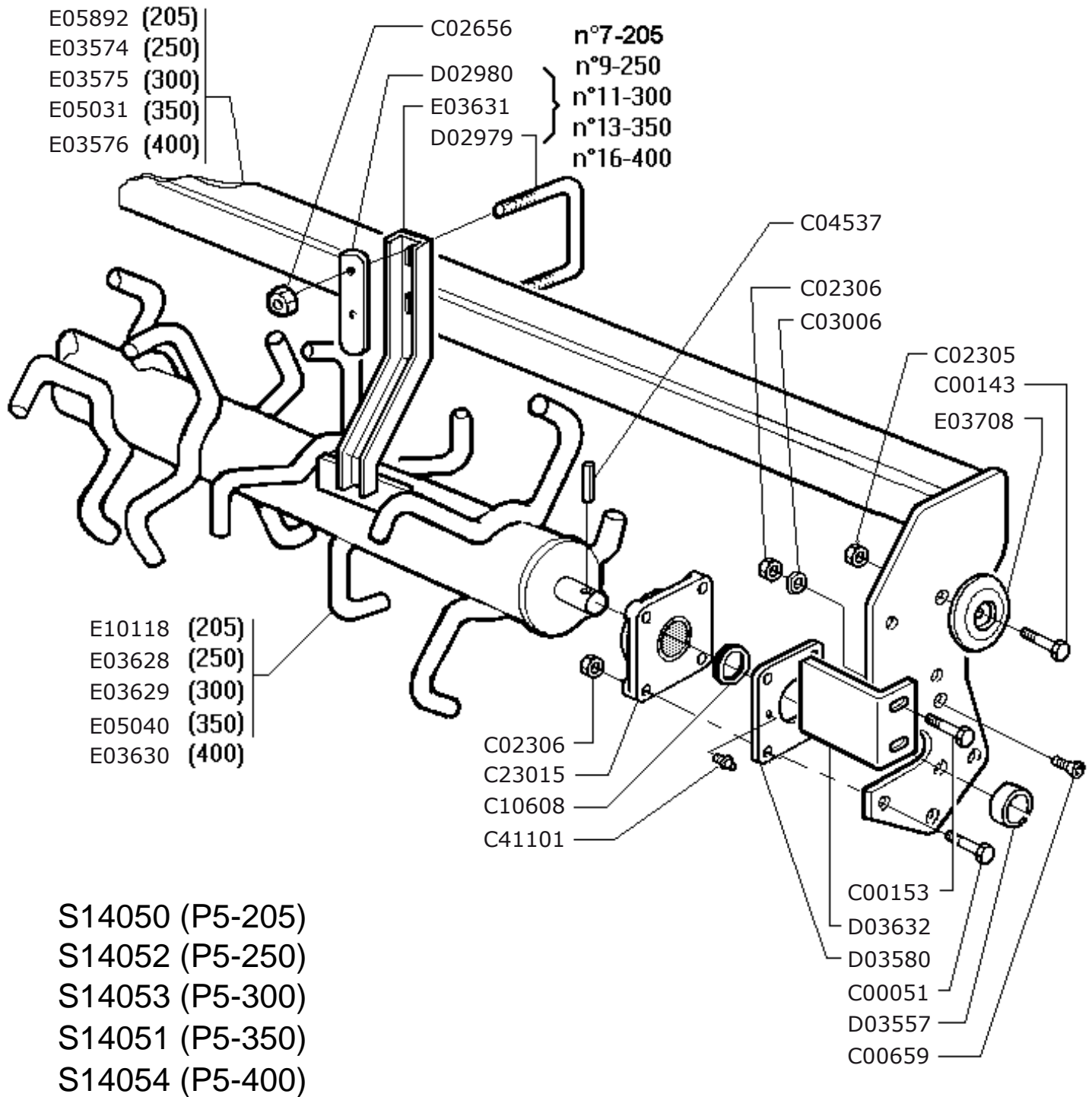
Spike roller P5

Rouleau a pointes P5

Zinken walze P5

Drawing Code: **100139_0**

Accessories:



100139_01



Rullo spuntoni P5

Spike roller P5

Rouleau a pointes P5

Zinken walze P5

Drawing Code:

100139_0

Accessories:

N°	Code	Old.	Descrizione / Description
#	M80A00044	C00051	VITE TE 88 PG FP M14X50 ZINC UNI 5737
#	M80A00130	C00143	VITE TE 88 PG FT M12X35 ZINC UNI 5739
#	M80A00138	C00153	VITE TE 88 PG FT M14X40 ZINC UNI 5739
#	M80A00303	C00659	VITE TSPEI 10.9 PG M14X50 ZINC UNI 5933
#	M85A00050	C02305	DADO METALBLOC M12 X 1.75
#	M85A00051	C02306	DADO METALBLOC M14 (SOST. DA C02606)
#	M85A00088	C02656	DADO AUTOBLOC ALTO 8 M14X1,5 H=16 UNI 7473
#	M90A00009	C03006	RONDELLA PIANA D.15 DIN125-A ZINC.
#	MB0A00025	C04537	SPINA ELASTICA D.8X60
#	H10A00002	C10608	ANELLO V-RING D.INT.54X9 (CR400600)
#	M30A00007	C23015	SUPPORTO UCF 209
#	MJ5A00001	C41101	INGRASSATORE M6X1 DIRITTO
#	MD5A00010	D02979	CAVALLOTTO QUADRO M14 T100X100X135
#	C05A04218	D02980	PIATTO RINF. PULIRULLO P4/P41-400 10mm
#	C00A00126	D03557	DIST. D.50 d.46 L.17
#	C05A04324	D03580	SCHERMO PIANO UCF-209 3MM
#	C10A01360	D03632	PULIRULLO SPUNTONI ESTERNO P2/P-5/P-41
#	C20A00653	E03574	TELAIO RULLO SERIE 4-250
#	C20A00654	E03575	TELAIO RULLO SERIE 4-300
#	C20A00655	E03576	TELAIO RULLO SERIE 4-400
#	C20A00677	E03628	RULLO P5-250***
#	C20A00678	E03629	RULLO P5-300***
#	C20A00679	E03630	RULLO P5-400***
#	C20A00680	E03631	PULIRULLO P-5 +++
#	C20A00698	E03708	TAMPONE CENTRALE RULLI DOPPI D.145X30
#	C20A00944	E05031	TELAIO RULLO SERIE 4-350
#	C20A00951	E05040	RULLO P5-350***
#	C20A01080	E05892	TELAIO RULLO SERIE 4-205
#	C20A01727	E10118	RULLO P5-205***
#	S15A00039	S14050	RULLO SPUNTONI P5-205 COMPLETO***
#	S15A00041	S14051	RULLO SPUNTONI P5-350 COMPLETO***
#	S15A00043	S14052	RULLO SPUNTONI P5-250 COMPLETO***
#	S15A00045	S14053	RULLO SPUNTONI P5-300 COMPLETO***
#	S15A00047	S14054	RULLO SPUNTONI P5-400 COMPLETO***

GB	FR	D	E
SCREW	VIS	SCHRAUBE	TORNILLO
SCREW	VIS	SCHRAUBE	TORNILLO
SCREW	VIS	SCHRAUBE	TORNILLO
SCREW	VIS	SCHRAUBE	TORNILLO
NUT	BOULONS	NUT	DADO
NUT	BOULONS	NUT	DADO
NUT	BOULONS	NUT	DADO
WASHER	RONDELLE	UNTERLEGSCHIEBE	ARANDELLA
SOCKET	GOUPILLE	STECKER	PASADOR
RING	AMORTISSEUR	RING	ANILLO
SUPPORT	SUPPORT	STUTZE	APOYO
GREASE NIPPLE	GRAISSOR	FETTBUECHSE	ENGRASADOR
PIN	CAVALLIER	STIFT	CAVALLOTTI
METAL STRAP	METAL DEPLOYE	BANDEISEN	PLATILLO
SPACER	ENTRETOISE	ABSTANDSTUECK	ESPACIADORES
SCREEN	ECRAN	SCHIRM	PANTALLA
ROLLER SCRAPER	DECROTTEUR ROULEAU	WALZENABSTREIFER	POLIRULO
FRAME	CHASSIS	RAHMEN	MARCO
FRAME	CHASSIS	RAHMEN	MARCO
FRAME	CHASSIS	RAHMEN	MARCO
ROLLER	ROULEAU	WALZE	RODILLO
ROLLER	ROULEAU	WALZE	RODILLO
ROLLER	ROULEAU	WALZE	RODILLO
ROLLER SCRAPER	DECROTTEUR ROULEAU	WALZENABSTREIFER	POLIRULO
BUFFER	PRESSE	STOPFEN	TAMPON
FRAME	CHASSIS	RAHMEN	MARCO
ROLLER	ROULEAU	WALZE	RODILLO
FRAME	CHASSIS	RAHMEN	MARCO
ROLLER	ROULEAU	WALZE	RODILLO
ROLLER	ROULEAU	WALZE	RODILLO
ROLLER	ROULEAU	WALZE	RODILLO
ROLLER	ROULEAU	WALZE	RODILLO
ROLLER	ROULEAU	WALZE	RODILLO
ROLLER	ROULEAU	WALZE	RODILLO

Rullo spuntoni P5N

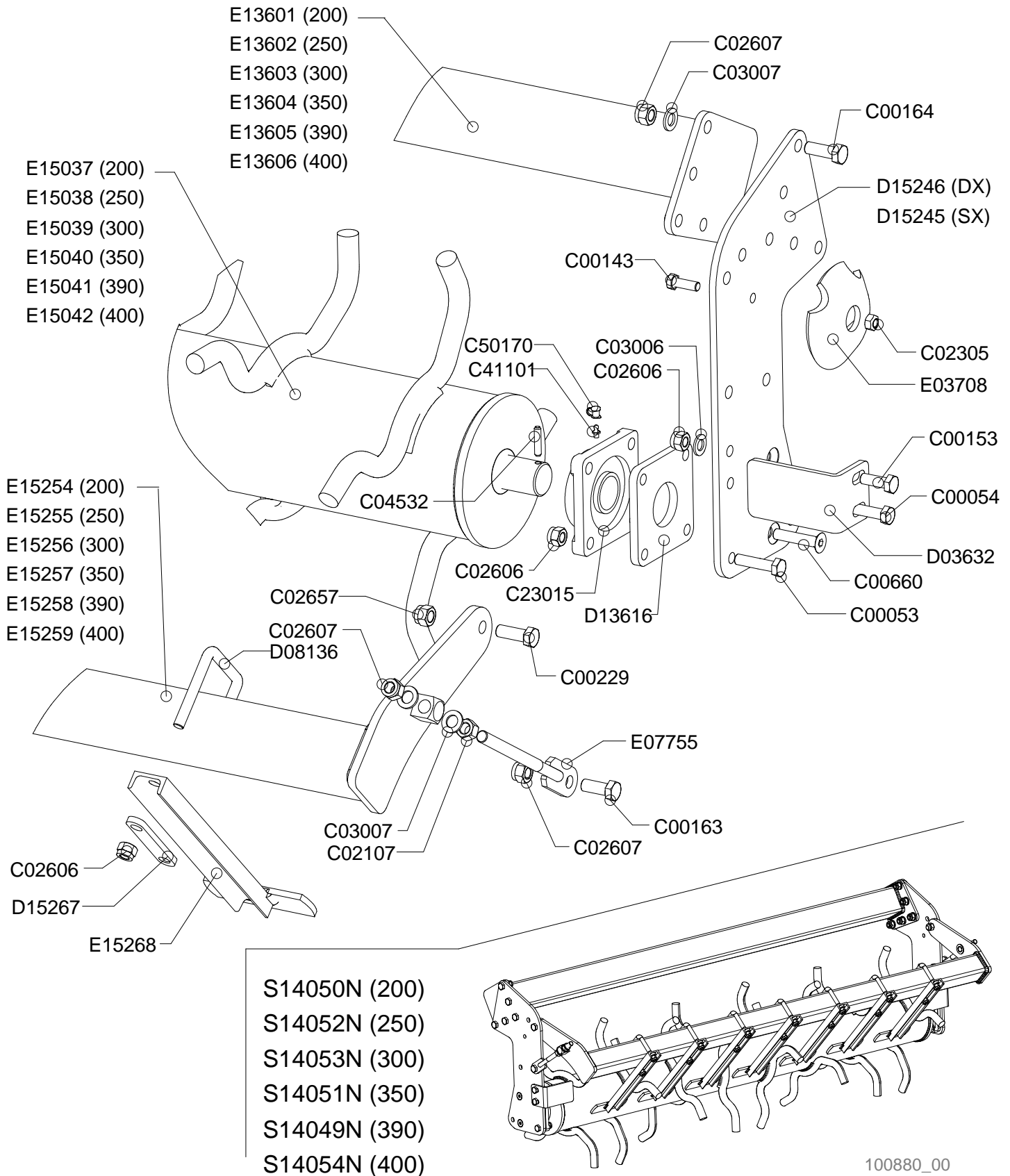
Spike roller P5N

Rouleau a pointes P5N

Zinken walze P5N

Drawing Code: **100880_0**

Accessories:



100880_00



Rullo spuntoni P5N
Spike roller P5N
Rouleau a pointes P5N
Zinken walze P5N

Drawing Code: **100880_0**

Accessories:

N°	Code	Old.	Descrizione / Description	GB	FR	D	E
#	M80A00046	C00053	VITE TE 88 PG FP M14X60 ZINC UNI 5737	SCREW	VIS	SCHRAUBE	TORNILLO
#	M80A00047	C00054	VITE TE 88 PG FP M14X70 ZINC UNI 5737	SCREW	VIS	SCHRAUBE	TORNILLO
#	M80A00130	C00143	VITE TE 88 PG FT M12X35 ZINC UNI 5739	SCREW	VIS	SCHRAUBE	TORNILLO
#	M80A00138	C00153	VITE TE 88 PG FT M14X40 ZINC UNI 5739	SCREW	VIS	SCHRAUBE	TORNILLO
#	M80A00149	C00163	VITE TE 88 PG FT M16X40 ZINC UNI 5739	SCREW	VIS	SCHRAUBE	TORNILLO
#	M80A00150	C00164	VITE TE 88 PG FT M16X45 ZINC UNI 5739	SCREW	VIS	SCHRAUBE	TORNILLO
#	M80A00179	C00229	VITE TE 10.9 M16X1,5X45 ZINC F25	SCREW	VIS	SCHRAUBE	TORNILLO
#	M80A00304	C00660	VITE TSPEI 10.9 PG M14X70 UNI 5933	SCREW	VIS	SCHRAUBE	TORNILLO
#	M85A00030	C02107	DADO NORMALE 8 PG M16 UNI 5588 ZINC	NUT	BOULONS	NUT	DADO
#	M85A00050	C02305	DADO METALBLOC M12 X 1.75	NUT	BOULONS	NUT	DADO
#	M85A00079	C02606	DADO AUTOBLOC ALTO 8 M14 H=16 UNI 7473	NUT	BOULONS	NUT	DADO
#	M85A00080	C02607	DADO AUTOBLOC ALTO 8 M16 H=18 UNI 7473	NUT	BOULONS	NUT	DADO
#	M85A00089	C02657	DADO AUTOBLOC ALTO 8 M16X1,5 H=18 UNI 7473	NUT	BOULONS	NUT	DADO
#	M90A00009	C03006	RONDELLA PIANA D.15 DIN125-A ZINC.	WASHER	RONDELLE	UNTERLEGSCHIEBE	ARANDELLA
#	M90A00010	C03007	RONDELLA PIANA D.17 DIN125-A ZINC.	WASHER	RONDELLE	UNTERLEGSCHIEBE	ARANDELLA
#	MB0A00021	C04532	SPINA ELASTICA D.8X40	SOCKET	GOUPILLE	STECKER	PASADOR
#	M30A00007	C23015	SUPPORTO UCF 209	SUPPORT	SUPPORT	STUTZE	APOYO
#	MJ5A00001	C41101	INGRASSATORE M6X1 DIRITTO	GREASE NIPPLE	GRAISSOR	FETTBUCHSE	ENGRASADOR
#	G00A00001	C50170	PROTEZIONE INGRASSATORE D.6MM ROSSO	PROTECTION	PROTECTION	SCHUTZ	PROTECCIÓN
#	C10A01360	D03632	PULIRULLO SPUNTONI ESTERNO P2/P-5/P-41	ROLLER SCRAPER	DECROTTEUR ROULEAU	WALZENABSTREIFER	POLIRULO
#	MD5A00019	D08136	CAVALLOTTO QUADRO M14 T80X80X110	PIN	CAVALLIER	STIFT	CAVALLOTTI
#	C05A07383	D13616	DISTANZIALE PIANO UCF 209 SP.12	SPACER	ENTRETOISE	ABSTANDSTUECK	ESPACIADORES
#	C15A00771	D15245	FIANCATA SMONTABILE SINISTRA RULLO P5N	SIDE	LONG	NEBEN	JUNTO
#	C15A00772	D15246	FIANCATA SMONTABILE DESTRA RULLO P5N	SIDE	LONG	NEBEN	JUNTO
#	C05A07826	D15267	PIATTO RINF. PULIRULLO P5N 10MM	METAL STRAP	METAL DEPLOYE	BANDEISEN	PLATILLO
#	C20A00698	E03708	TAMPONE CENTRALE RULLI DOPPI D.145X30	BUFFER	PRESSE	STOPFEN	TAMPON
#	C20A01375	E07755	TIRANTE RASCHIATORE M16 CON PIASTRINA	TIE ROD	TIRANT	ZUGSTANGE	TIRANTE
#	C20A02117	E13601	TELAIO RULLO IMBULLONATO 200 SERIE 5	FRAME	CHASSIS	RAHMEN	MARCO
#	C20A02118	E13602	TELAIO RULLO IMBULLONATO 250 SERIE 5	FRAME	CHASSIS	RAHMEN	MARCO
#	C20A02119	E13603	TELAIO RULLO IMBULLONATO 300 SERIE 5	FRAME	CHASSIS	RAHMEN	MARCO
#	C20A02120	E13604	TELAIO RULLO IMBULLONATO 350 SERIE 5	FRAME	CHASSIS	RAHMEN	MARCO
#	C20A02121	E13605	TELAIO RULLO IMBULLONATO 390 SERIE 5	FRAME	CHASSIS	RAHMEN	MARCO
#	C20A02122	E13606	TELAIO RULLO IMBULLONATO 400 SERIE 5	FRAME	CHASSIS	RAHMEN	MARCO
#	C20A02326	E15037	RULLO SPUNTONI P5N-205	ROLLER	ROULEAU	WALZE	RODILLO
#	C20A02327	E15038	RULLO SPUNTONI P5N-250	ROLLER	ROULEAU	WALZE	RODILLO
#	C20A02328	E15039	RULLO SPUNTONI P5N-300	ROLLER	ROULEAU	WALZE	RODILLO
#	C20A02329	E15040	RULLO SPUNTONI P5N-350	ROLLER	ROULEAU	WALZE	RODILLO
#	C20A02330	E15041	RULLO SPUNTONI P5N-390	ROLLER	ROULEAU	WALZE	RODILLO
#	C20A02331	E15042	RULLO SPUNTONI P5N-400	ROLLER	ROULEAU	WALZE	RODILLO
#	C20A02381	E15254	TELAIO PULIRULLO P5N-205	FRAME	CHASSIS	RAHMEN	MARCO
#	C20A02382	E15255	TELAIO PULIRULLO P5N-250	FRAME	CHASSIS	RAHMEN	MARCO
#	C20A02383	E15256	TELAIO PULIRULLO P5N-300	FRAME	CHASSIS	RAHMEN	MARCO
#	C20A02384	E15257	TELAIO PULIRULLO P5N-350	FRAME	CHASSIS	RAHMEN	MARCO
#	C20A02385	E15258	TELAIO PULIRULLO P5N-390	FRAME	CHASSIS	RAHMEN	MARCO
#	C20A02386	E15259	TELAIO PULIRULLO P5N-400	FRAME	CHASSIS	RAHMEN	MARCO
#	C20A02387	E15268	PULIRULLO P5N	ROLLER SCRAPER	DECROTTEUR ROULEAU	WALZENABSTREIFER	POLIRULO
#	S15A00038	S14049N	RULLO SPUNTONI P5N-390 SMONT.COMPLETO	ROLLER	ROULEAU	WALZE	RODILLO
#	S15A00040	S14050N	RULLO SPUNTONI P5N-205 SMONT.COMPLETO	ROLLER	ROULEAU	WALZE	RODILLO
#	S15A00042	S14051N	RULLO SPUNTONI P5N-350 SMONT.COMPLETO	ROLLER	ROULEAU	WALZE	RODILLO

Copyright © 2009 Alpego s.p.a. ®

Tutti i diritti sono riservati. È vietata espressamente la ristampa o l'uso non autorizzato senza permesso scritto dalla Alpego s.p.a.
 Tous droits réservés. Toute réimpression ou utilisation non autorisée sans la permission écrite de la Alpego s.p.a. est formellement interdite
 Alle Rechte vorbehalten. Nachdruck, Vervielfältigung und Verbreitung, auch auszugsweise, ist ohne schriftliche Genehmigung der Alpego s.p.a.
 All rights reserved. Any reprinting or unauthorized use without the written permission of Alpego s.p.a. is expressly prohibited
 Todos los derechos reservados. Toda reproducción o uso no autorizado sin el consentimiento escrito de Alpego s.p.a. quedan expresamente prohibidos

19/12/2013

Rullo spuntoni P5N

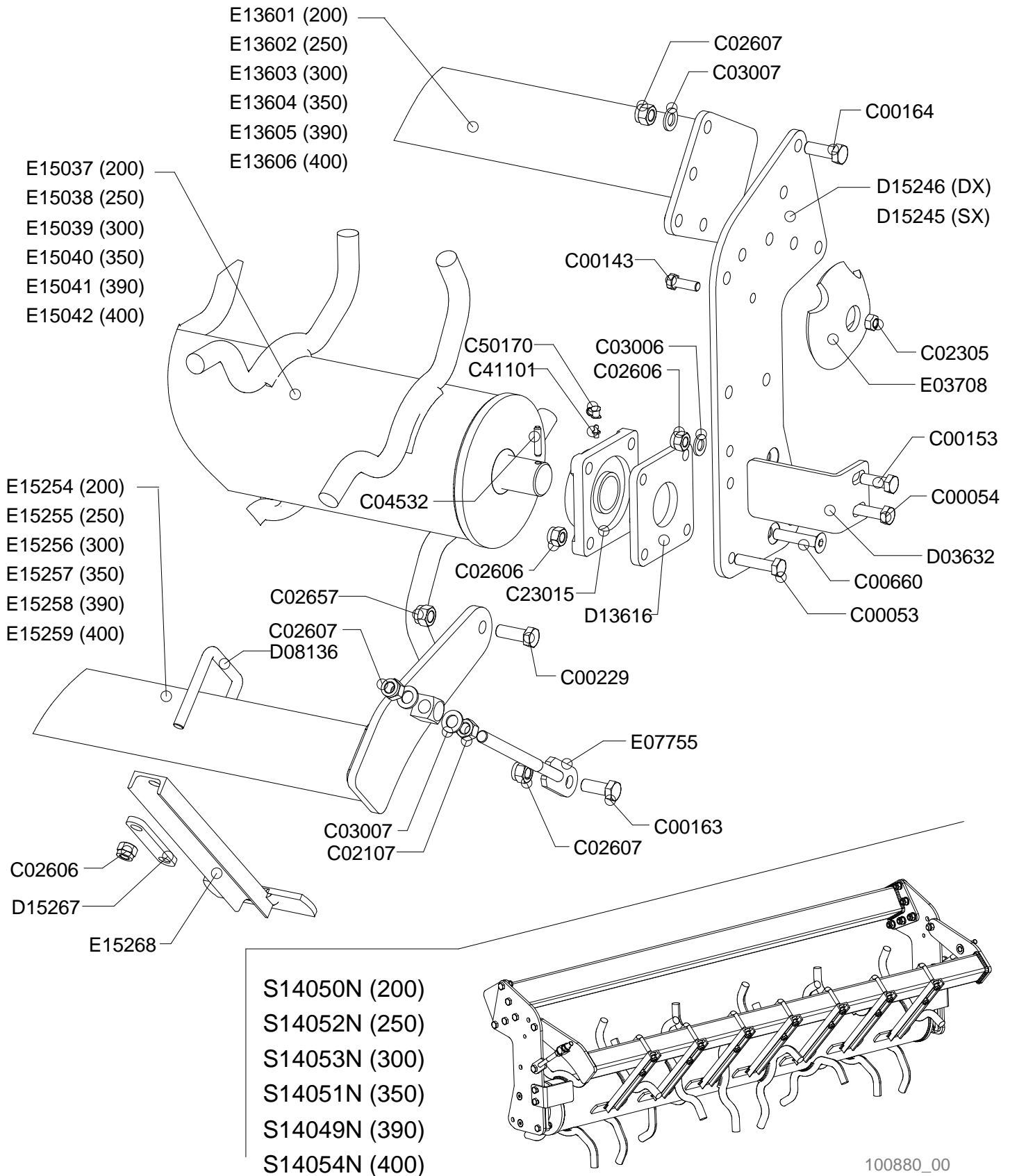
Spike roller P5N

Rouleau a pointes P5N

Zinken walze P5N

Drawing Code: **100880_0**

Accessories:



100880_00



Rullo spuntoni P5N

Spike roller P5N

Rouleau a pointes P5N

Zinken walze P5N

Drawing Code: **100880_0**

Accessories:

N°	Code	Old.	Descrizione / Description
#	S15A00044	S14052N	RULLO SPUNTONI P5N-250 SMONT.COMPLETO
#	S15A00046	S14053N	RULLO SPUNTONI P5N-300 SMONT.COMPLETO
#	S15A00048	S14054N	RULLO SPUNTONI P5N-400 SMONT.COMPLETO

GB	FR	D	E
ROLLER	ROULEAU	WALZE	RODILLO
ROLLER	ROULEAU	WALZE	RODILLO
ROLLER	ROULEAU	WALZE	RODILLO

Rullo gabbia G5

Cage roller G5

Rouleau cage G5

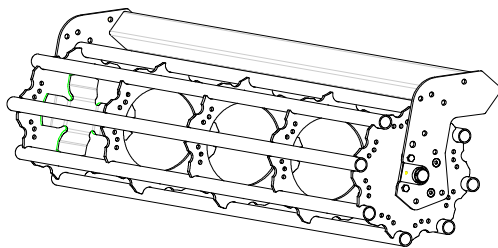
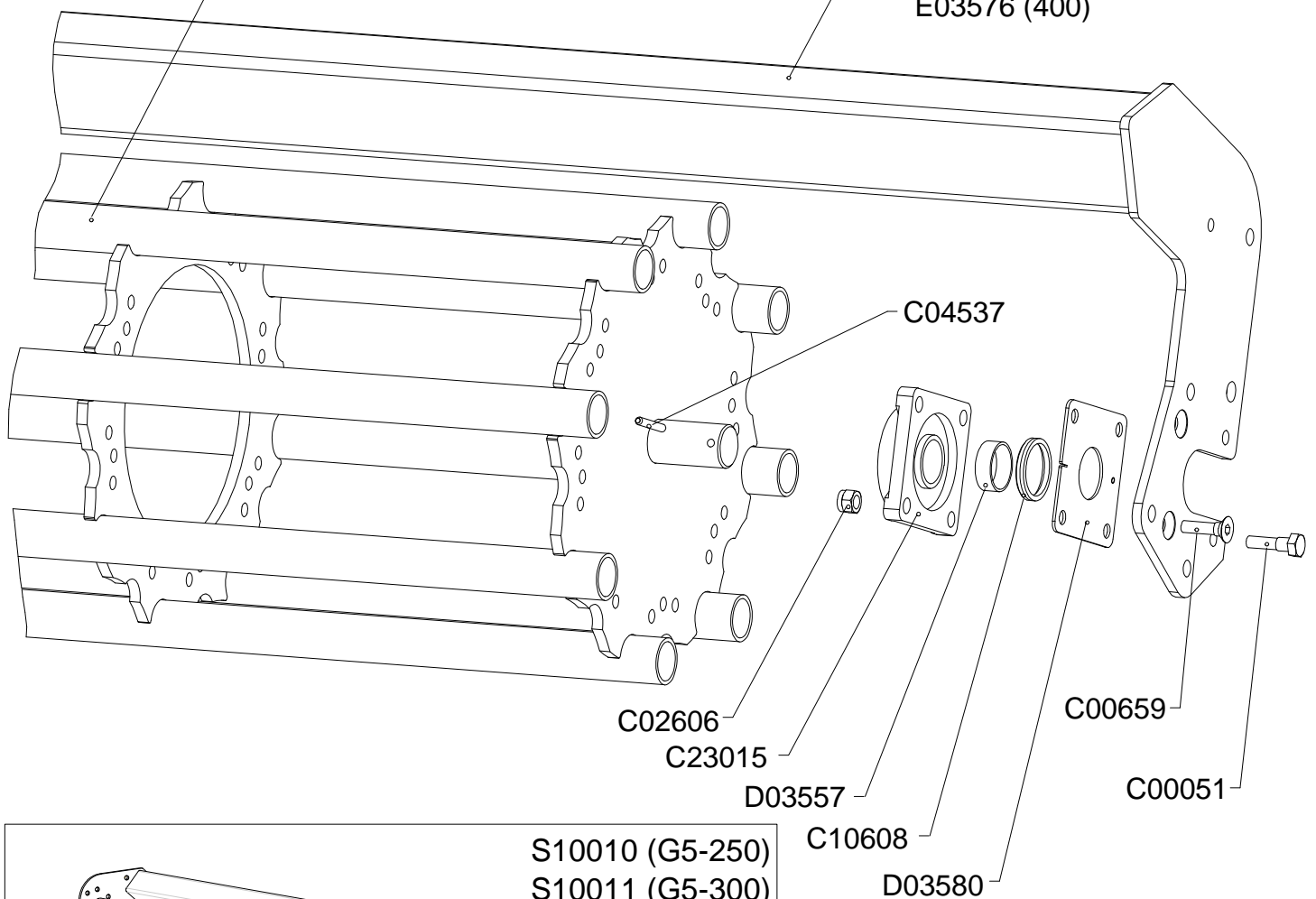
Stab walze G5

Drawing Code: **100279_0**

Accessories:

E04470 (250)
E04471 (300)
E05042 (350)
E12541 (390) DX-800
E04472 (400)

E03574 (250)
E03575 (300)
E05031 (350)
E06212 (390) DX-800
E03576 (400)



S10010 (G5-250)
S10011 (G5-300)
S10009 (G5-350)
S10012 (G5-390)
S10013 (G5-400)

100279_00



Rullo gabbia G5

Cage roller G5

Rouleau cage G5

Stab walze G5

Drawing Code:

100279_0

Accessories:

N°	Code	Old.	Descrizione / Description
#	M80A00044	C00051	VITE TE 88 PG FP M14X50 ZINC UNI 5737
#	M80A00303	C00659	VITE TSPEI 10.9 PG M14X50 ZINC UNI 5933
#	M85A00079	C02606	DADO AUTOBLOC ALTO 8 M14 H=16 UNI 7473
#	MB0A00025	C04537	SPINA ELASTICA D.8X60
#	H10A00002	C10608	ANELLO V-RING D.INT.54X9 (CR400600)
#	M30A00007	C23015	SUPPORTO UCF 209
#	C00A00126	D03557	DIST. D.50 d.46 L.17
#	C05A04324	D03580	SCHERMO PIANO UCF-209 3MM
#	C20A00653	E03574	TELAIO RULLO SERIE 4-250
#	C20A00654	E03575	TELAIO RULLO SERIE 4-300
#	C20A00655	E03576	TELAIO RULLO SERIE 4-400
#	C20A00837	E04470	RULLO GABBIA G5-250 D.500
#	C20A00838	E04471	RULLO GABBIA G5-300 D.500
#	C20A00839	E04472	RULLO GABBIA G5-400 D.500
#	C20A00944	E05031	TELAIO RULLO SERIE 4-350
#	C20A00952	E05042	RULLO GABBIA G5-350 D.500
#	C20A01136	E06212	TELAIO RULLO SERIE 4-390 (DX-800)
#	C20A01980	E12541	RULLO GABBIA G5-390 D.500
#	S05A00020	S10009	RULLO GABBIA G5-350 COMPLETO
#	S05A00022	S10010	RULLO GABBIA G5-250 COMPLETO
#	S05A00024	S10011	RULLO GABBIA G5-300 COMPLETO
#	S05A00026	S10012	RULLO GABBIA G5-400 COMPLETO
#	S05A00028	S10013	RULLO GABBIA G5-390 COMPLETO

GB	FR	D	E
SCREW	VIS	SCHRAUBE	TORNILLO
SCREW	VIS	SCHRAUBE	TORNILLO
NUT	BOULONS	NUT	DADO
SOCKET	GOUPILLE	STECKER	PASADOR
RING	AMORTISSEUR	RING	ANILLO
SUPPORT	SUPPORT	STUTZE	APOYO
SPACER	ENTRETOISE	ABSTANDSTUECK	ESPACIADORES
SCREEN	ECRAN	SCHIRM	PANTALLA
FRAME	CHASSIS	RAHMEN	MARCO
FRAME	CHASSIS	RAHMEN	MARCO
FRAME	CHASSIS	RAHMEN	MARCO
ROLLER	ROULEAU	WALZE	RODILLO
ROLLER	ROULEAU	WALZE	RODILLO
ROLLER	ROULEAU	WALZE	RODILLO
FRAME	CHASSIS	RAHMEN	MARCO
ROLLER	ROULEAU	WALZE	RODILLO
FRAME	CHASSIS	RAHMEN	MARCO
ROLLER	ROULEAU	WALZE	RODILLO
ROLLER	ROULEAU	WALZE	RODILLO
ROLLER	ROULEAU	WALZE	RODILLO
ROLLER	ROULEAU	WALZE	RODILLO
ROLLER	ROULEAU	WALZE	RODILLO

Rullo gabbia G5N

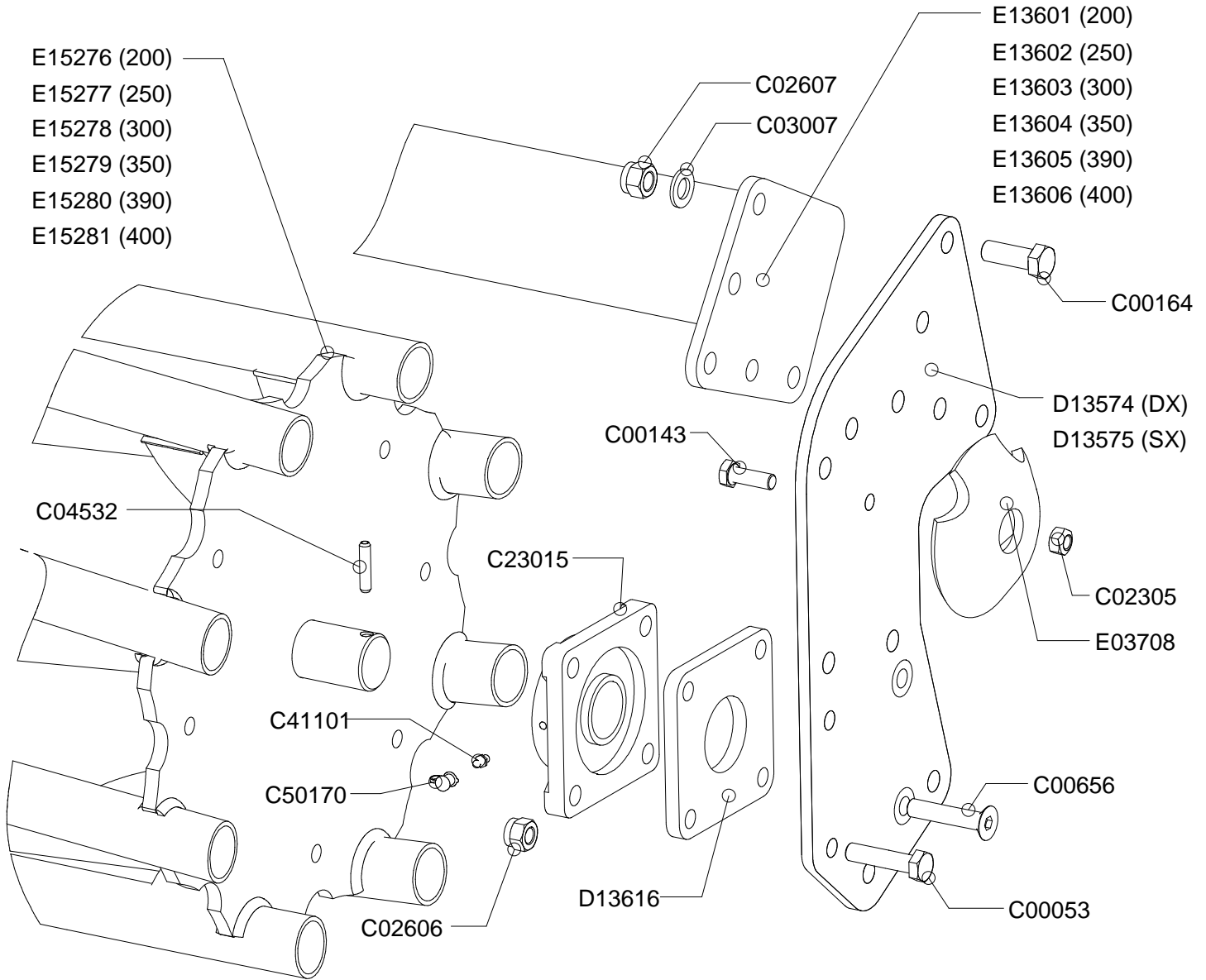
Cage roller G5N

Rouleau cage G5N

Stab walze G5N

Drawing Code: **100881_0**

Accessories:



S10008N (200)

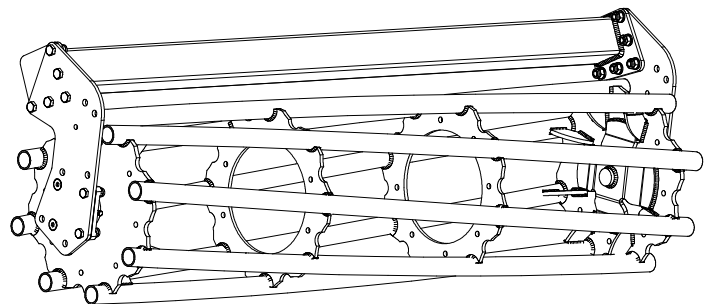
S10010N (250)

S10011N (300)

S10009N (350)

S10013N (390)

S10012N (400)



100881_00



Rullo gabbia G5N

Cage roller G5N

Rouleau cage G5N

Stab walze G5N

Drawing Code:

100881_0

Accessories:

N°	Code	Old.	Descrizione / Description	GB	FR	D	E
#	M80A00046	C00053	VITE TE 88 PG FP M14X60 ZINC UNI 5737	SCREW	VIS	SCHRAUBE	TORNILLO
#	M80A00130	C00143	VITE TE 88 PG FT M12X35 ZINC UNI 5739	SCREW	VIS	SCHRAUBE	TORNILLO
#	M80A00150	C00164	VITE TE 88 PG FT M16X45 ZINC UNI 5739	SCREW	VIS	SCHRAUBE	TORNILLO
#	M80A00300	C00656	VITE TSPEI 10.9 PG M14X60 ZINC UNI 5933	SCREW	VIS	SCHRAUBE	TORNILLO
#	M85A00050	C02305	DADO METALBLOC M12 X 1.75	NUT	BOULONS	NUT	DADO
#	M85A00079	C02606	DADO AUTOBLOC ALTO 8 M14 H=16 UNI 7473	NUT	BOULONS	NUT	DADO
#	M85A00080	C02607	DADO AUTOBLOC ALTO 8 M16 H=18 UNI 7473	NUT	BOULONS	NUT	DADO
#	M90A00010	C03007	RONDELLA PIANA D.17 DIN125-A ZINC.	WASHER	RONDELLE	UNTERLEGSCHIEBE	ARANDELLA
#	MB0A00021	C04532	SPINA ELASTICA D.8X40	SOCKET	GOUPILLE	STECKER	PASADOR
#	M30A00007	C23015	SUPPORTO UCF 209	SUPPORT	SUPPORT	STUTZE	APOYO
#	MJ5A00001	C41101	INGRASSATORE M6X1 DIRITTO	GREASE NIPPLE	GRAISSOR	FETTBUECHSE	ENGRASADOR
#	G00A00001	C50170	PROTEZIONE INGRASSATORE D.6MM ROSSO	PROTECTION	PROTECTION	SCHUTZ	PROTECCIÓN
#	C15A00711	D13574	FIANCATA IMBULLONATA DESTRA RULLO SERIE 5	SIDE	LONG	NEBEN	JUNTO
#	C15A00712	D13575	FIANCATA IMBULLONATA SINISTRA RULLO SERIE 5	SIDE	LONG	NEBEN	JUNTO
#	C05A07383	D13616	DISTANZIALE PIANO UCF 209 SP.12	SPACER	ENTRETOISE	ABSTANDSTUECK	ESPACIADORES
#	C20A00698	E03708	TAMPONE CENTRALE RULLI DOPPI D.145X30	BUFFER	PRESSE	STOPFEN	TAMPON
#	C20A02117	E13601	TELAIO RULLO IMBULLONATO 200 SERIE 5	FRAME	CHASSIS	RAHMEN	MARCO
#	C20A02118	E13602	TELAIO RULLO IMBULLONATO 250 SERIE 5	FRAME	CHASSIS	RAHMEN	MARCO
#	C20A02119	E13603	TELAIO RULLO IMBULLONATO 300 SERIE 5	FRAME	CHASSIS	RAHMEN	MARCO
#	C20A02120	E13604	TELAIO RULLO IMBULLONATO 350 SERIE 5	FRAME	CHASSIS	RAHMEN	MARCO
#	C20A02121	E13605	TELAIO RULLO IMBULLONATO 390 SERIE 5	FRAME	CHASSIS	RAHMEN	MARCO
#	C20A02122	E13606	TELAIO RULLO IMBULLONATO 400 SERIE 5	FRAME	CHASSIS	RAHMEN	MARCO
#	C20A02388	E15276	RULLO GABBIA G5N-205	ROLLER	ROULEAU	WALZE	RODILLO
#	C20A02389	E15277	RULLO GABBIA G5N-250	ROLLER	ROULEAU	WALZE	RODILLO
#	C20A02390	E15278	RULLO GABBIA G5N-300	ROLLER	ROULEAU	WALZE	RODILLO
#	C20A02391	E15279	RULLO GABBIA G5N-350	ROLLER	ROULEAU	WALZE	RODILLO
#	C20A02392	E15280	RULLO GABBIA G5N-390	ROLLER	ROULEAU	WALZE	RODILLO
#	C20A02393	E15281	RULLO GABBIA G5N-400	ROLLER	ROULEAU	WALZE	RODILLO
#	S05A00019	S10008N	RULLO GABBIA G5N-205 COMPLETO	ROLLER	ROULEAU	WALZE	RODILLO
#	S05A00021	S10009N	RULLO GABBIA G5N-350 COMPLETO	ROLLER	ROULEAU	WALZE	RODILLO
#	S05A00023	S10010N	RULLO GABBIA G5N-250 COMPLETO	ROLLER	ROULEAU	WALZE	RODILLO
#	S05A00025	S10011N	RULLO GABBIA G5N-300 COMPLETO	ROLLER	ROULEAU	WALZE	RODILLO
#	S05A00027	S10012N	RULLO GABBIA G5N-400 COMPLETO	ROLLER	ROULEAU	WALZE	RODILLO
#	S05A00029	S10013N	RULLO GABBIA G5N-390 COMPLETO	ROLLER	ROULEAU	WALZE	RODILLO

Kit 8 bacchette rullo gabbia G5

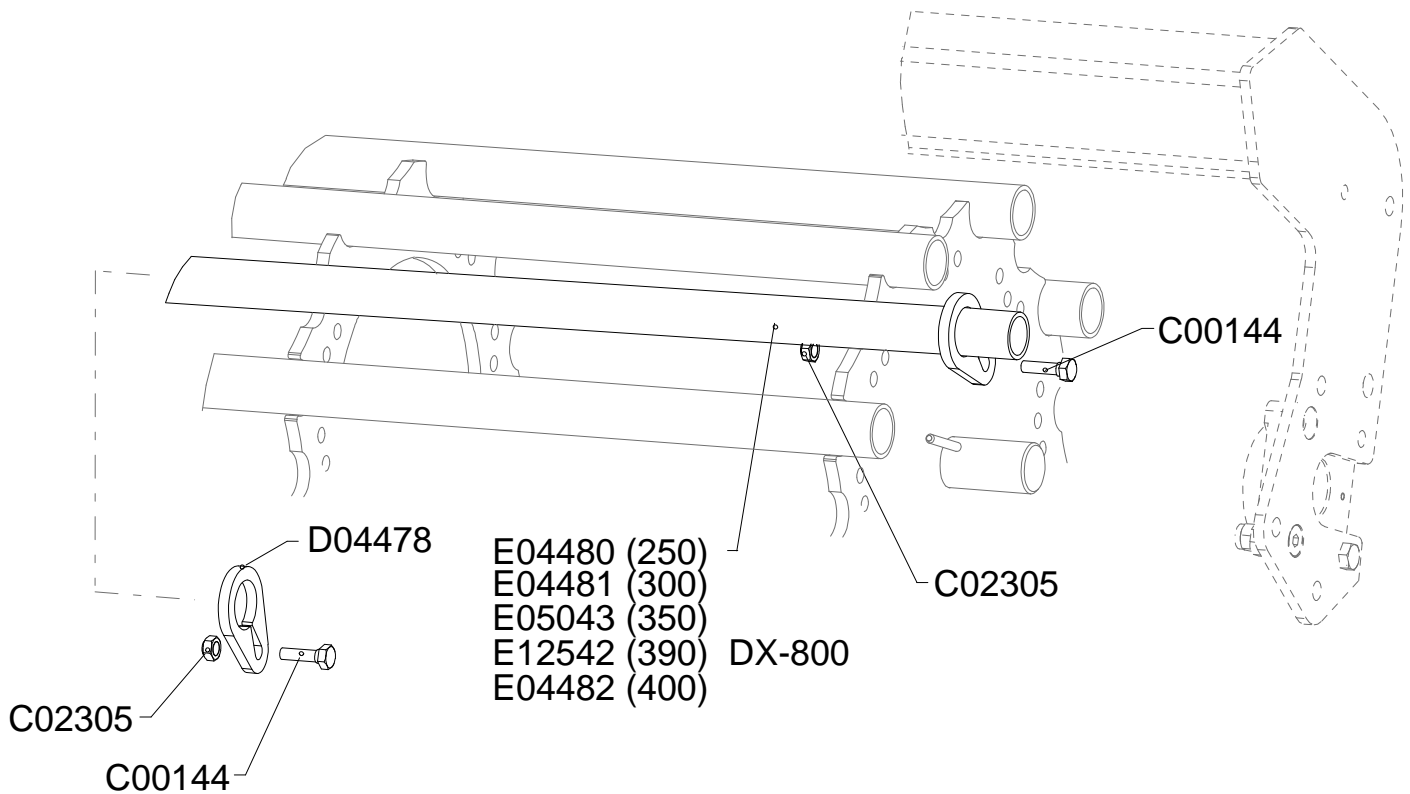
8-rod kit for roller cage G5

Kit 8 baguettes rouleau cage G5

Walzenstabe Gehäuse G5

Drawing Code: **100790_0**

Accessories: SZ9A00035 - SZ9A00036 - SZ9A00034 - SZ9A00037



100790_00



Kit 8 bacchette rullo gabbia G5

8-rod kit for roller cage G5

Kit 8 baguettes rouleau cage G5

Walzenstabe Gehäuse G5

Drawing Code:

100790_0

Accessories:

SZ9A00035 - SZ9A00036 - SZ9A00034 - SZ9A00037

N°	Code	Old.	Descrizione / Description
#	M80A00131	C00144	VITE TE 88 PG FT M12X40 ZINC UNI 5739
#	M85A00050	C02305	DADO METALBLOC M12 X 1.75
#	C05A04499	D04478	PIASTRINA FERMO BACCHETTA G5 SP10MM
#	C20A00840	E04480	BACCHETTA SMONTABILE G5-250
#	C20A00841	E04481	BACCHETTA SMONTABILE G5-300
#	C20A00842	E04482	BACCHETTA SMONTABILE G5-400
#	C20A00953	E05043	BACCHETTA SMONTABILE G5-350
#	C20A01981	E12542	BACCHETTA SMONTABILE G5-390

GB	FR	D	E
SCREW	VIS	SCHRAUBE	TORNILLO
NUT	BOULONS	NUT	DADO
METAL STRAP	METAL DEPLOYE	BANDEISEN	PLATILLO
ROD	TUBE	STIFT	BAQUETAS
ROD	TUBE	STIFT	BAQUETAS
ROD	TUBE	STIFT	BAQUETAS
ROD	TUBE	STIFT	BAQUETAS
ROD	TUBE	STIFT	BAQUETAS

Rullo gommato OT5

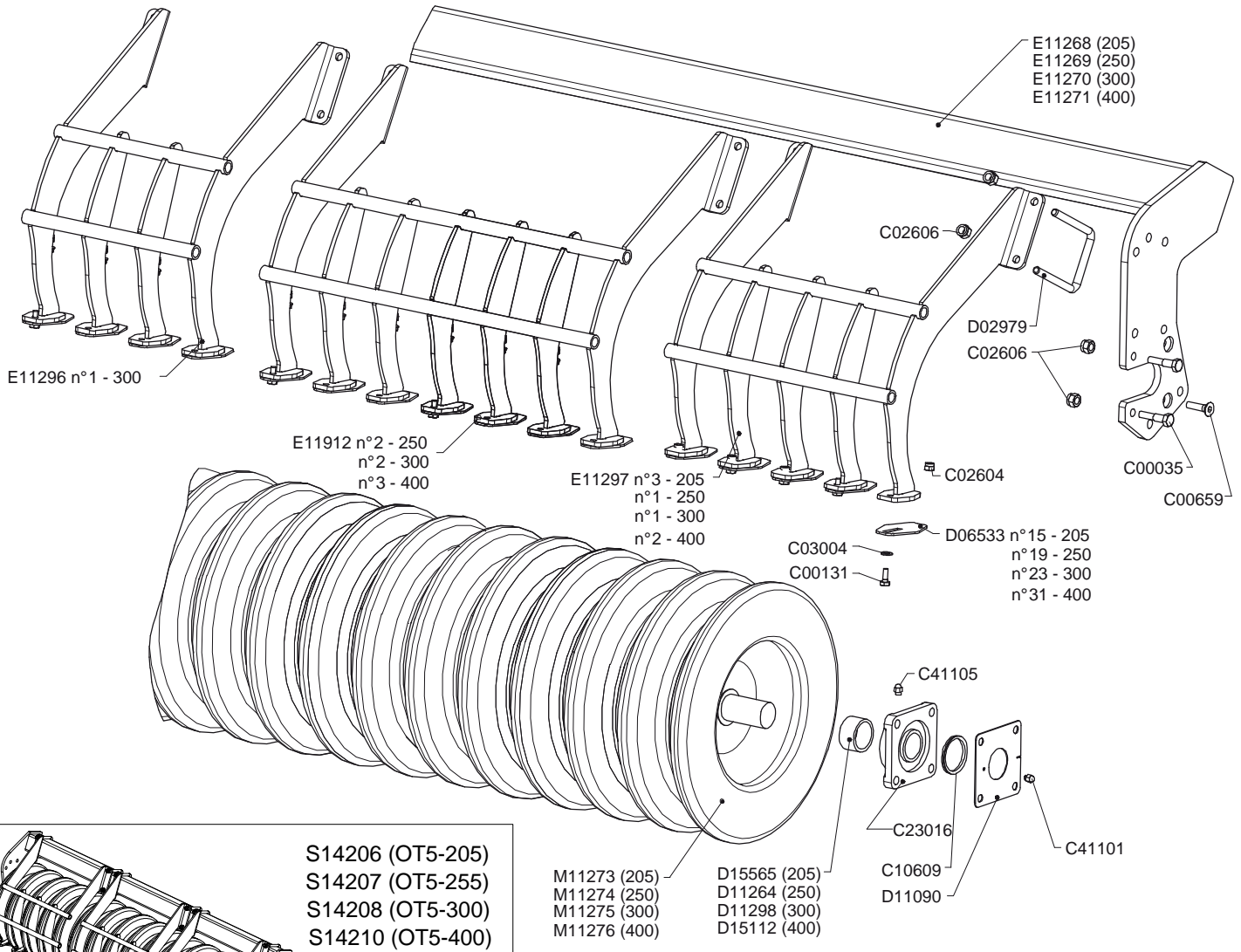
Tyred roller

Rouleau caoutchoute OT5

Gummirolle OT5

Drawing Code: **100714_1**

Accessories:



100714_01



Rullo gommato OT5

Tyred roller

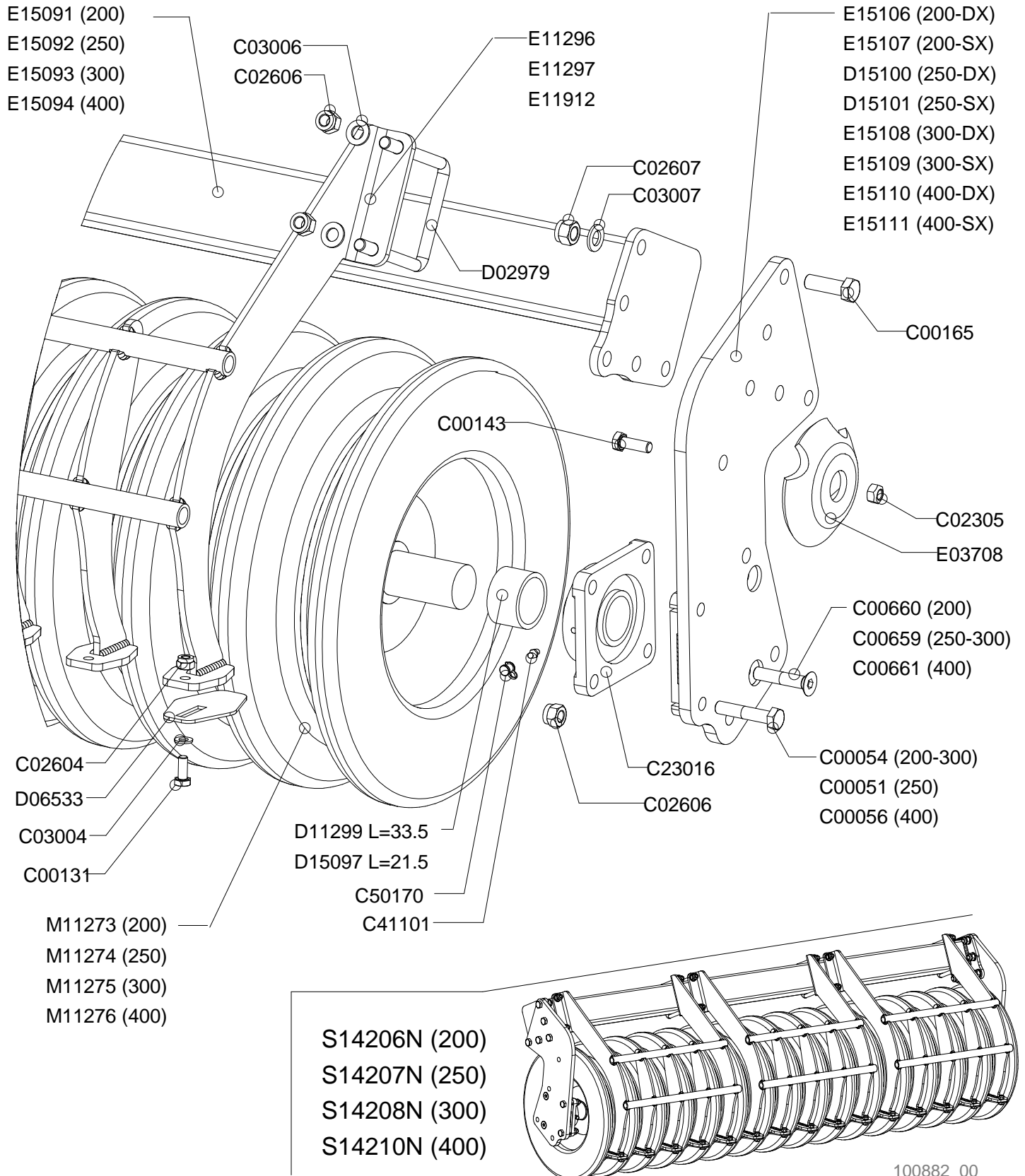
Rouleau caoutchoute OT5

Gummirolle OT5

Drawing Code: **100714_1**

Accessories:

N°	Code	Old.	Descrizione / Description	GB	FR	D	E
#	M80A00032	C00035	VITE TE 88 PG FP M12X70 ZINC UNI 5737	SCREW	VIS	SCHRAUBE	TORNILLO
#	M80A00118	C00131	VITE TE 88 PG FT M10X25 ZINC UNI 5739	SCREW	VIS	SCHRAUBE	TORNILLO
#	M80A00303	C00659	VITE TSPEI 10.9 PG M14X50 ZINC UNI 5933	SCREW	VIS	SCHRAUBE	TORNILLO
#	M85A00077	C02604	DADO AUTOBLOC ALTO 8 M10 H=11.5 UNI 7473	NUT	BOULONS	NUT	DADO
#	M85A00079	C02606	DADO AUTOBLOC ALTO 8 M14 H=16 UNI 7473	NUT	BOULONS	NUT	DADO
#	M90A00007	C03004	RONDELLA PIANA D.10,5 DIN125-A ZINC.	WASHER	RONDELLE	UNTERLEGSCHIEBE	ARANDELLA
#	H10A00003	C10609	ANELLO V-RING D.INT.58X9 (CR400650)	RING	AMORTISSEUR	RING	ANILLO
#	M30A00009	C23016	SUPPORTO UCF 210	SUPPORT	SUPPORT	STUTZE	APOYO
#	MJ5A00001	C41101	INGRASSATORE M6X1 DIRITTO	GREASE NIPPLE	GRAISSOR	FETTBUECHSE	ENGRASADOR
#	MJ5A00005	C41105	INGRASSATORE M10X1 DIRITTO	GREASE NIPPLE	GRAISSOR	FETTBUECHSE	ENGRASADOR
#	MD5A00010	D02979	CAVALLOTTO QUADRO M14 T100X100X135	PIN	CAVALLIER	STIFT	CAVALLOTTI
#	C05A05280	D06533	SPATOLA PULIRULLO OTICO LTX 3MM N.B. C75	SPATULA	Spatules	SPACHTEL	ESPÁTULASS
#	C05A06675	D11090	SCHERMO PROTEZIONE UCF-210 2MM	SCREEN	ECRAN	SCHIRM	PANTALLA
#	C00A00471	D11264	DISTANZIALE 63,5X5X31.5	SPACER	ENTRETOISE	ABSTANDSTUECK	ESPACIADORES
#	C00A00472	D11298	DISTANZIALE 63,5X5X19.5 PER RULLO OTICO	SPACER	ENTRETOISE	ABSTANDSTUECK	ESPACIADORES
#	C00A00806	D15112	DISTANZIALE 63,5X5X37.5 PER RULLO OTICO	SPACER	ENTRETOISE	ABSTANDSTUECK	ESPACIADORES
#	C00A00866	D15565	DISTANZIALE 63,5X5X34.5 PER RULLO OTICO	SPACER	ENTRETOISE	ABSTANDSTUECK	ESPACIADORES
#	C20A01864	E11268	TELAIO RULLO OTICO LTX-500 205	FRAME	CHASSIS	RAHMEN	MARCO
#	C20A01865	E11269	TELAIO RULLO OTICO LTX-500 255	FRAME	CHASSIS	RAHMEN	MARCO
#	C20A01866	E11270	TELAIO RULLO OTICO LTX-500 305	FRAME	CHASSIS	RAHMEN	MARCO
#	C20A01867	E11271	TELAIO RULLO OTICO LTX-500 405	FRAME	CHASSIS	RAHMEN	MARCO
#	C20A01868	E11296	PETTINE DA 4 PULIRULLO OTICO LTX-500	COMB	HERSE	KAMM	PEINE
#	C20A01869	E11297	PETTINE DA 5 PULIRULLO OTICO LTX-500	COMB	HERSE	KAMM	PEINE
#	C20A01929	E11912	PETTINE DA 7 PULIRULLO OTICO LTX-500	COMB	HERSE	KAMM	PEINE
#	M79A00139	M11273	RULLO GOMMA LTX-205L D.500X1905	ROLLER	ROULEAU	WALZE	RODILLO
#	M79A00140	M11274	RULLO GOMMA LTX-255L D.500X2405	ROLLER	ROULEAU	WALZE	RODILLO
#	M79A00141	M11275	RULLO GOMMA LTX-305L D.500X2905	ROLLER	ROULEAU	WALZE	RODILLO
#	M79A00142	M11276	RULLO GOMMA LTX-355L D.500X3405	ROLLER	ROULEAU	WALZE	RODILLO
#	S20A00002	S14206	RULLO GOMMA OT 5 -205 COMPLETO	ROLLER	ROULEAU	WALZE	RODILLO
#	S20A00004	S14207	RULLO GOMMA OT 5 -255 COMPLETO	ROLLER	ROULEAU	WALZE	RODILLO
#	S20A00006	S14208	RULLO GOMMA OT 5 -300 COMPLETO	ROLLER	ROULEAU	WALZE	RODILLO
#	S20A00008	S14210	RULLO GOMMA OT 5 -400 COMPLETO	ROLLER	ROULEAU	WALZE	RODILLO



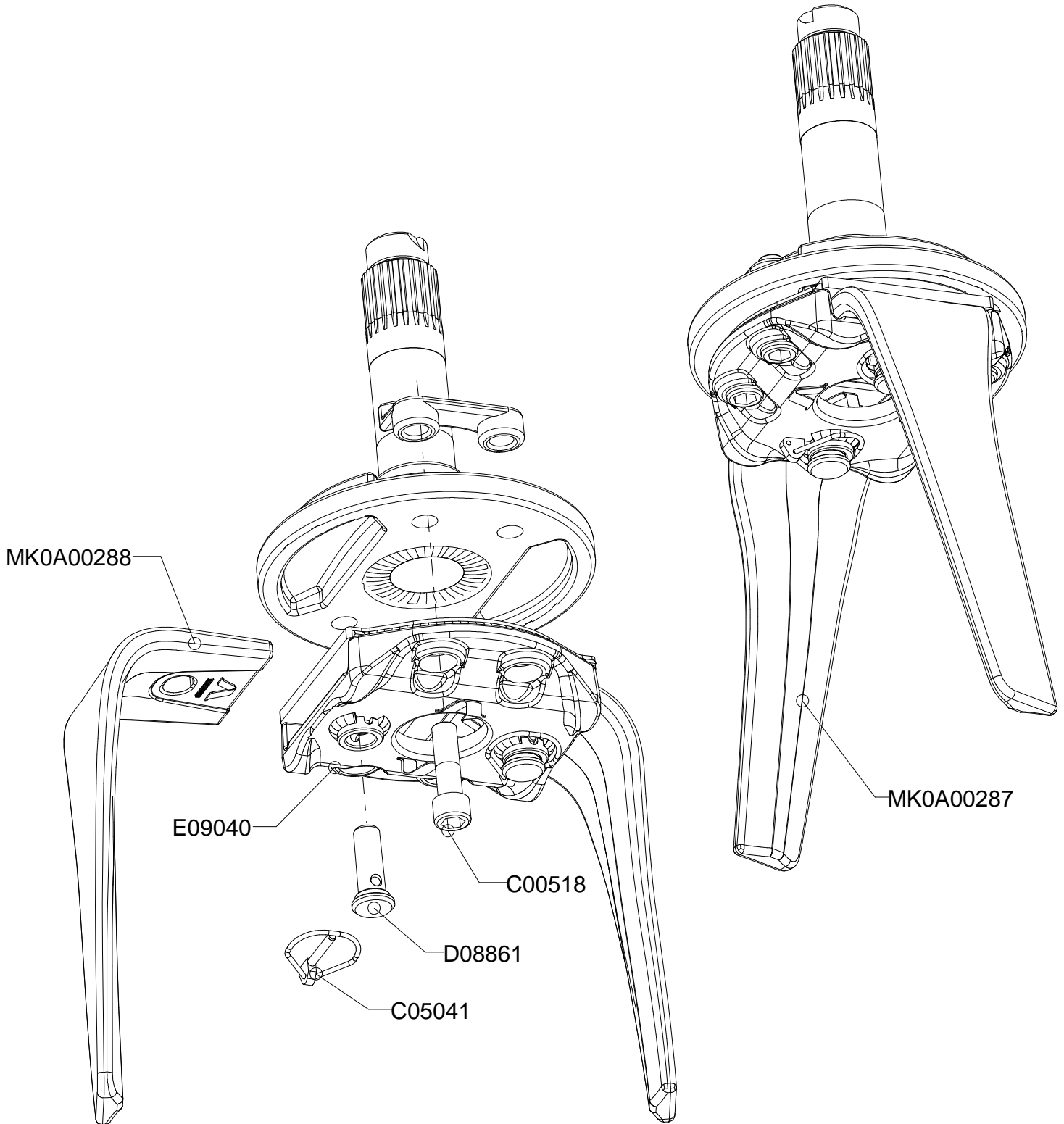


Rullo gommato OT5N
 Tyred roller OT5N
 Rouleau caoutchoute OT5N
 Gummirolle OT5N

Drawing Code: **100882_0**

Accessories:

N°	Code	Old.	Descrizione / Description	GB	FR	D	E
#	M80A00044	C00051	VITE TE 88 PG FP M14X50 ZINC UNI 5737	SCREW	VIS	SCHRAUBE	TORNILLO
#	M80A00047	C00054	VITE TE 88 PG FP M14X70 ZINC UNI 5737	SCREW	VIS	SCHRAUBE	TORNILLO
#	M80A00049	C00056	VITE TE 88 PG FP M14X90 UNI 5737	SCREW	VIS	SCHRAUBE	TORNILLO
#	M80A00118	C00131	VITE TE 88 PG FT M10X25 ZINC UNI 5739	SCREW	VIS	SCHRAUBE	TORNILLO
#	M80A00130	C00143	VITE TE 88 PG FT M12X35 ZINC UNI 5739	SCREW	VIS	SCHRAUBE	TORNILLO
#	M80A00151	C00165	VITE TE 88 PG FT M16X50 ZINC UNI 5739	SCREW	VIS	SCHRAUBE	TORNILLO
#	M80A00303	C00659	VITE TSPEI 10.9 PG M14X50 ZINC UNI 5933	SCREW	VIS	SCHRAUBE	TORNILLO
#	M80A00304	C00660	VITE TSPEI 10.9 PG M14X70 UNI 5933	SCREW	VIS	SCHRAUBE	TORNILLO
#	M80A00305	C00661	VITE TSPEI 10.9 PG M14X90 ZINC UNI 5933	SCREW	VIS	SCHRAUBE	TORNILLO
#	M85A00050	C02305	DADO METALBLOC M12 X 1.75	NUT	BOULONS	NUT	DADO
#	M85A00077	C02604	DADO AUTOBLOC ALTO 8 M10 H=11.5 UNI 7473	NUT	BOULONS	NUT	DADO
#	M85A00079	C02606	DADO AUTOBLOC ALTO 8 M14 H=16 UNI 7473	NUT	BOULONS	NUT	DADO
#	M85A00080	C02607	DADO AUTOBLOC ALTO 8 M16 H=18 UNI 7473	NUT	BOULONS	NUT	DADO
#	M90A00007	C03004	RONDELLA PIANA D.10,5 DIN125-A ZINC.	WASHER	RONDELLE	UNTERLEGSCHIEBE	ARANDELLA
#	M90A00009	C03006	RONDELLA PIANA D.15 DIN125-A ZINC.	WASHER	RONDELLE	UNTERLEGSCHIEBE	ARANDELLA
#	M90A00010	C03007	RONDELLA PIANA D.17 DIN125-A ZINC.	WASHER	RONDELLE	UNTERLEGSCHIEBE	ARANDELLA
#	M30A00009	C23016	SUPPORTO UCF 210	SUPPORT	SUPPORT	STUTZE	APOYO
#	MJ5A00001	C41101	INGRASSATORE M6X1 DIRITTO	GREASE NIPPLE	GRAISSOR	FETTBUCHSE	ENGRASADOR
#	G00A00001	C50170	PROTEZIONE INGRASSATORE D.6MM ROSSO	PROTECTION	PROTECTION	SCHUTZ	PROTECCIÓN
#	MD5A00010	D02979	CAVALLOTTO QUADRO M14 T100X100X135	PIN	CAVALLIER	STIFT	CAVALLOTTI
#	C05A05280	D06533	SPATOLA PULIRULLO OTICO LTX 3MM N.B. C75	SPATULA	Spatules	SPACHTEL	ESPÁTULASS
#	C00A00473	D11299	DISTANZIALE 63,5X5X33.5 PER RULLO OTICO	SPACER	ENTRETOISE	ABSTANDSTUECK	ESPACIADORES
#	C00A00805	D15097	DISTANZIALE 63,5X5X21.5 PER RULLO OTICO	SPACER	ENTRETOISE	ABSTANDSTUECK	ESPACIADORES
#	C15A00762	D15100	FIANCATA DESTRA IMBULL. OT5-205/250/400	SIDE	LONG	NEBEN	JUNTO
#	C15A00763	D15101	FIANCATA SINISTRA IMBULL. OT5-205/250/400	SIDE	LONG	NEBEN	JUNTO
#	C20A00698	E03708	TAMPONE CENTRALE RULLI DOPPI D.145X30	BUFFER	PRESSE	STOPFEN	TAMPON
#	C20A01868	E11296	PETTINE DA 4 PULIRULLO OTICO LTX-500	COMB	HERSE	KAMM	PEINE
#	C20A01869	E11297	PETTINE DA 5 PULIRULLO OTICO LTX-500	COMB	HERSE	KAMM	PEINE
#	C20A01929	E11912	PETTINE DA 7 PULIRULLO OTICO LTX-500	COMB	HERSE	KAMM	PEINE
#	C20A02343	E15091	TELAIO RULLO IMBULLONATO OT5-205	FRAME	CHASSIS	RAHMEN	MARCO
#	C20A02344	E15092	TELAIO RULLO IMBULLONATO OT5-250	FRAME	CHASSIS	RAHMEN	MARCO
#	C20A02345	E15093	TELAIO RULLO IMBULLONATO OT5-300	FRAME	CHASSIS	RAHMEN	MARCO
#	C20A02346	E15094	TELAIO RULLO IMBULLONATO OT5-400	FRAME	CHASSIS	RAHMEN	MARCO
#	C20A02347	E15106	FIANCATA IMBULL. DES. OT5-205	SIDE	LONG	NEBEN	JUNTO
#	C20A02348	E15107	FIANCATA IMBULL. SIN. OT5-205	SIDE	LONG	NEBEN	JUNTO
#	C20A02349	E15108	FIANCATA IMBULL. DES. OT5-300	SIDE	LONG	NEBEN	JUNTO
#	C20A02350	E15109	FIANCATA IMBULL. SIN. OT5-300	SIDE	LONG	NEBEN	JUNTO
#	C20A02351	E15110	FIANCATA IMBULL. DES. OT5-400	SIDE	LONG	NEBEN	JUNTO
#	C20A02352	E15111	FIANCATA IMBULL. SIN. OT5-400	SIDE	LONG	NEBEN	JUNTO
#	M79A00139	M11273	RULLO GOMMA LTX-205L D.500X1905	ROLLER	ROULEAU	WALZE	RODILLO
#	M79A00140	M11274	RULLO GOMMA LTX-255L D.500X2405	ROLLER	ROULEAU	WALZE	RODILLO
#	M79A00141	M11275	RULLO GOMMA LTX-305L D.500X2905	ROLLER	ROULEAU	WALZE	RODILLO
#	M79A00142	M11276	RULLO GOMMA LTX-355L D.500X3405	ROLLER	ROULEAU	WALZE	RODILLO
#	S20A00003	S14206N	RULLO GOMMA OT 5 -205 COMPLETO	ROLLER	ROULEAU	WALZE	RODILLO
#	S20A00005	S14207N	RULLO GOMMA OT 5 -255 COMPLETO	ROLLER	ROULEAU	WALZE	RODILLO
#	S20A00007	S14208N	RULLO GOMMA OT 5 -300 COMPLETO	ROLLER	ROULEAU	WALZE	RODILLO
#	S20A00009	S14210N	RULLO GOMMA OT 5 -400 COMPLETO	ROLLER	ROULEAU	WALZE	RODILLO



K00A01010_00



Kit coppia rapido RH / DX / DXM

Quick knives change RH / DX / DXM

Kit couple rapide RH / DX / DXM

Zinkenschnell weschel system RH / DX / DXM

Drawing Code: **K00A01010_0**

Accessories: TCGA00146

N°	Code	Old.	Descrizione / Description
#	M80A00260	C00518	VITE TCEI 12.9 M16X1.5X55 FIL.30
#	MB0A00091	C05041	SPINA A SCATTO D. 5.5 SPEC. ACCIAIO
#	M15A00108	D08861	PERNO CONICO D.18X56+BATT.CARB+ZINC***
#	C20A01568	E09040	PORTADENTI RAPIDO RH/DX DA FORGIATO
#	MK0A00287		DENTE SINISTRO SP.17 RAPIDO FORGIATO
#	MK0A00288		DENTE DESTRO SP.17 RAPIDO FORGIATO

GB	FR	D	E
SCREW	VIS	SCHRAUBE	TORNILLO
SOCKET	GOUPILLE	STECKER	PASADOR
PIN	PIVOT	STIFT	PIN
TINE SUPPORT	PORTE DENT	ZINKENTRAEGER	PORTADIENTES
TOOTH	DENT	ZAHN	DIENTE
TOOTH	DENT	ZAHN	DIENTE

Coppia rompitraccia

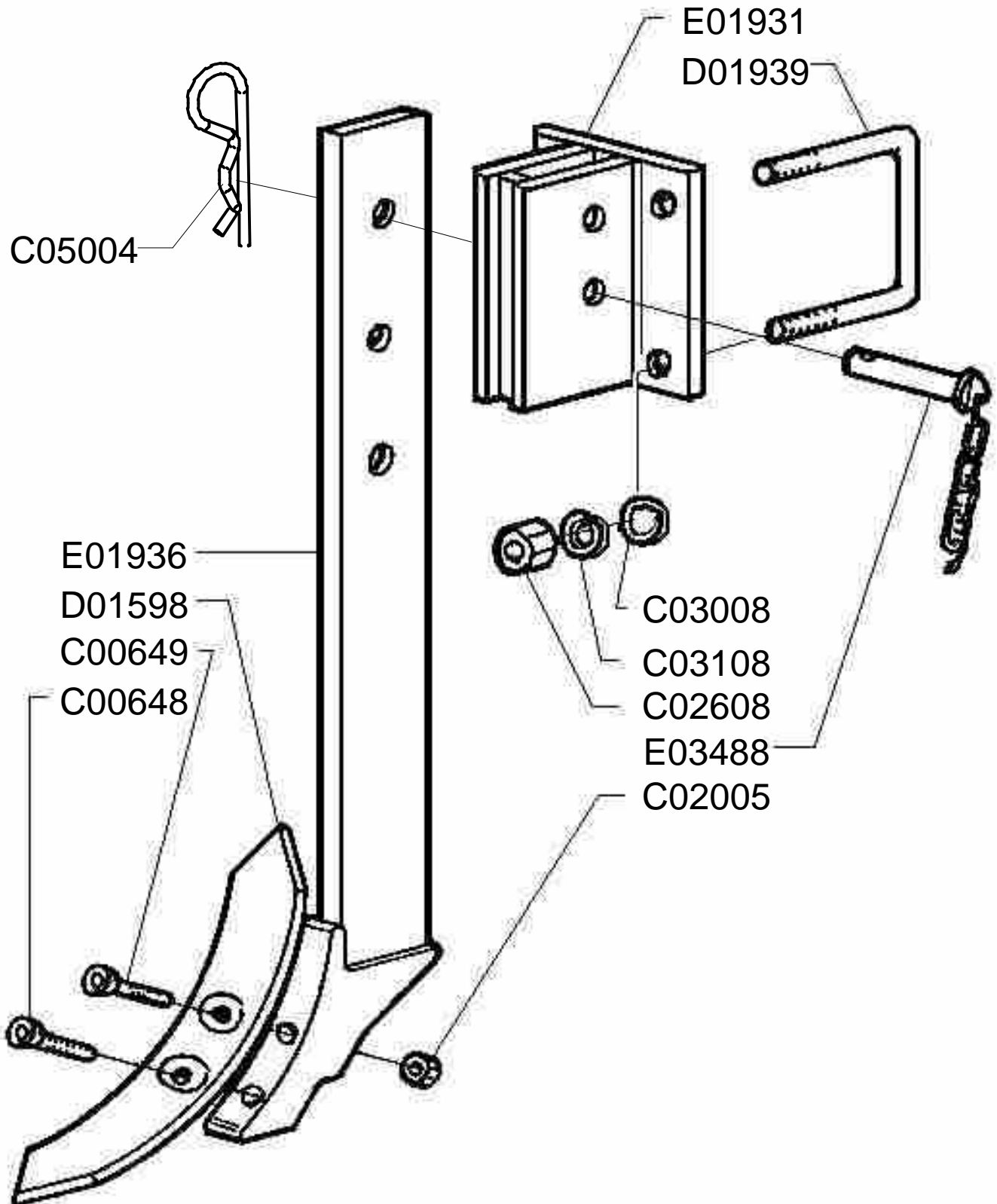
Pair subsoilers

Paire efface traces

Spurlockererpaar

Drawing Code: **100115_1**

Accessories: S91A00005



100115_01



Coppia rompitraccia

Pair subsoilers

Paire efface traces

Spurlockererpaar

Drawing Code: **100115_1**

Accessories: S91A00005

N°	Code	Old.	Descrizione / Description
#	M80A00296	C00648	VITE TSPEI 10.9 PG M12X60 UNI 5933
#	M80A00297	C00649	VITE TSPEI 10.9 PG M12X70 UNI 5933
#	M85A00004	C02005	DADO ALTO 8 PG M12 UNI 5587
#	M85A00081	C02608	DADO AUTOBLOC ALTO 8 M20 H=22 UNI 7473
#	M90A00011	C03008	RONDELLA PIANA D.21 DIN125-A ZINC.
#	M90A00038	C03108	RONDELLA GROWER D.20 DIN 127
#	MB0A00087	C05004	SPINA A MOLLA D.4
#	MK0A00038	D01598	VOMERE ROMPITRACCIA 60X12X300
#	MD5A00005	D01939	CAVALLOTTO QUADRO M20X100X145
#	C20A00321	E01931	STAFFA GUIDA ROMPITRACCIA TUBO 100X100
#	C20A00322	E01936	BRACCIO ROMPITRACCIA 80X25 DF ***
#	M15A00174	E03488	PERNO ROND D.20X63 UT. FORO D.6 ZINC***

GB	FR	D	E
SCREW	VIS	SCHRAUBE	TORNILLO
SCREW	VIS	SCHRAUBE	TORNILLO
NUT	BOULONS	NUT	DADO
NUT	BOULONS	NUT	DADO
WASHER	RONDELLE	UNTERLEGSCHIEBE	ARANDELLA
WASHER	RONDELLE	UNTERLEGSCHIEBE	ARANDELLA
SOCKET	GOUPILLE	STECKER	PASADOR
PLOUGHSHARE	SOC	PFLUGSCHAR	REJA
PIN	CAVALLIER	STIFT	CAVALLOTTI
BRACKET	SUPPORT	BUEGEL	SOPORTE
ARM	BRAS	ARM	BRAZO
PIN	PIVOT	STIFT	PIN

Coppia rompitraccia NO-STOP 2 molle

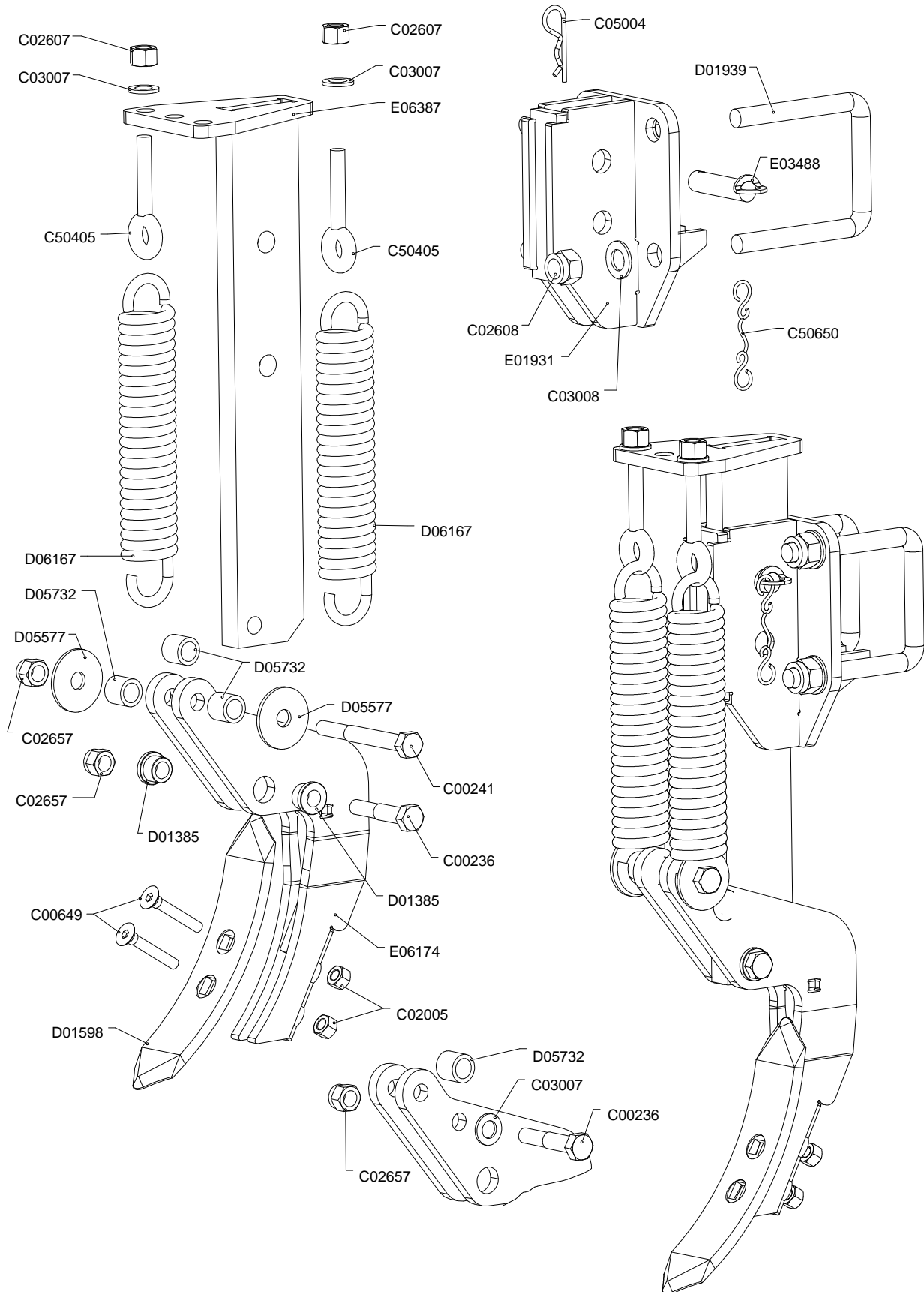
Pair subsoilers NO-STOP 2 springs

Paire efface traces NO-STOP 2 ressorts

Spurlockererpaar NO STOP 2 feder

Drawing Code: **100397_1**

Accessories: S91A00013



100397_01



Coppia rompitraccia NO-STOP 2 molle

Pair subsoilers NO-STOP 2 springs

Paire efface traces NO-STOP 2 ressorts

Spurlockererpaar NO STOP 2 feder

Drawing Code: **100397_1**

Accessories: S91A00013

N°	Code	Old.	Descrizione / Description	GB	FR	D	E
#	M80A00185	C00236	VITE TE 88 PF FP M16X1,5X80 ZINC UNI 573	SCREW	VIS	SCHRAUBE	TORNILLO
#	M80A00190	C00241	VITE TE 88 PF FP M16X1,5X130 ZINC UNI 57	SCREW	VIS	SCHRAUBE	TORNILLO
#	M80A00297	C00649	VITE TSPEI 10.9 PG M12X70 UNI 5933	SCREW	VIS	SCHRAUBE	TORNILLO
#	M85A00004	C02005	DADO ALTO 8 PG M12 UNI 5587	NUT	BOULONS	NUT	DADO
#	M85A00080	C02607	DADO AUTOBLOC ALTO 8 M16 H=18 UNI 7473	NUT	BOULONS	NUT	DADO
#	M85A00081	C02608	DADO AUTOBLOC ALTO 8 M20 H=22 UNI 7473	NUT	BOULONS	NUT	DADO
#	M85A00089	C02657	DADO AUTOBLOC ALTO 8 M16X1,5 H=18 UNI 7473	NUT	BOULONS	NUT	DADO
#	M90A00010	C03007	RONDELLA PIANA D.17 DIN125-A ZINC.	WASHER	RONDELLE	UNTERLEGSCHIEBE	ARANDELLA
#	M90A00011	C03008	RONDELLA PIANA D.21 DIN125-A ZINC.	WASHER	RONDELLE	UNTERLEGSCHIEBE	ARANDELLA
#	MB0A00087	C05004	SPINA A MOLLA D.4	SOCKET	GOUPILLE	STECKER	PASADOR
#	ME0A00003	C50405	TIRANTE AD OCCHIO DESTRO M16X75 FORO D.18	TIE ROD	TIRANT	ZUGSTANGE	TIRANTE
#	M79A00002	C50650	GOMMINO CON ANELLI L.240 MM.	RUBBER	CAOUTCHOUC	BELAG	GOMAS
#	C15A00062	D01385	BUSSOLA D25/32 D.16,5 L.18,5 CARBON+ZINC	BUSHING	ENTRETOISE	BUCHSE	BRUJULA
#	MK0A00038	D01598	VOMERE ROMPITRACCIA 60X12X300	PLOUGHSHARE	SOC	PFLUGSCHAR	REJA
#	MD5A00005	D01939	CAVALLOTTO QUADRO M20X100X145	PIN	CAVALLIER	STIFT	CAVALLOTTI
#	C05A04920	D05577	RONDELLA D.60X17X4	WASHER	RONDELLE	UNTERLEGSCHIEBE	ARANDELLA
#	C00A00215	D05732	DIST. D.26,9 d.16,9 L.25	SPACER	ENTRETOISE	ABSTANDSTUECK	ESPACIADORES
#	MF5A00025	D06167	MOLLA TRAZIONE D=10 DE=55 L=350	SPRING	RESSORT	FEDER	MUELLE
#	C20A00321	E01931	STAFFA GUIDA ROMPITRACCIA TUBO 100X100	BRACKET	SUPPORT	BUEGEL	SOPORTE
#	M15A00174	E03488	PERNO ROND D.20X63 UT. FORO D.6 ZINC***	PIN	PIVOT	STIFT	PIN
#	C20A01124	E06174	SUPPORTO VOMERE ROMPITRACCIA NO-STOP	SUPPORT	SUPPORT	STUTZE	APOYO
#	C20A01161	E06387	BRACCIO ROMPITRACCIA NO-STOP	ARM	BRAS	ARM	BRAZO

Carrello trasporto DX

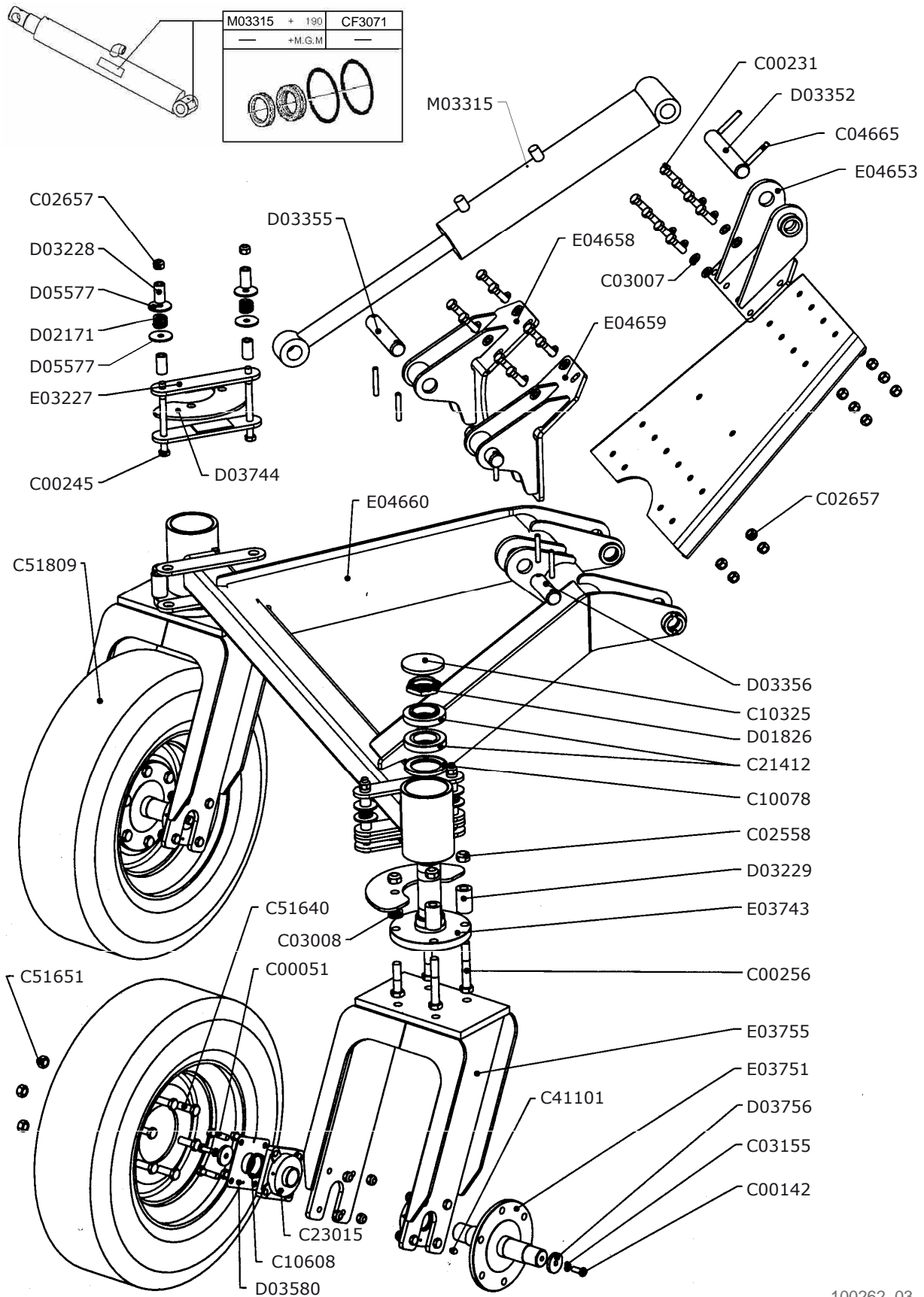
Transport trailer for DX

Chariot de transport pour DX

Transportwagen für DX

Drawing Code: **100262_3**

Accessories: S75A00016



100262_03



Carrello trasporto DX

Transport trailer for DX

Chariot de transport pour DX

Transportwagen für DX

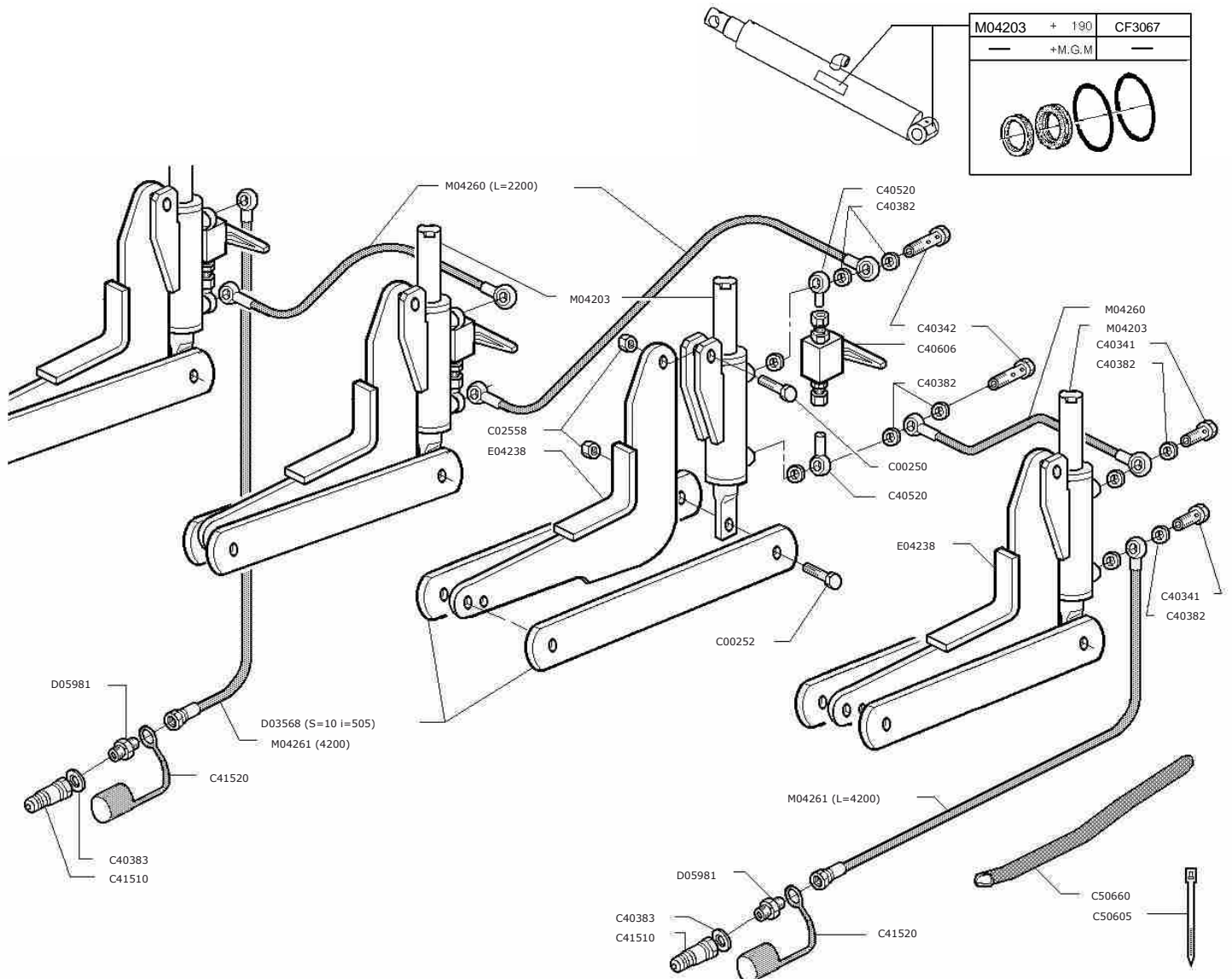
Drawing Code:

100262_3

Accessories:

S75A00016

N°	Code	Old.	Descrizione / Description	GB	FR	D	E
#	M80A00044	C00051	VITE TE 88 PG FP M14X50 ZINC UNI 5737	SCREW	VIS	SCHRAUBE	TORNILLO
#	M80A00129	C00142	VITE TE 88 PG FT M12X30 ZINC UNI 5739	SCREW	VIS	SCHRAUBE	TORNILLO
#	M80A00180	C00231	VITE TE 88 PF FP M16X1,5X50 ZINC UNI 573	SCREW	VIS	SCHRAUBE	TORNILLO
#	M80A00193	C00245	VITE TE 88 PF FP M16X1,5X200 ZINC UNI 57	SCREW	VIS	SCHRAUBE	TORNILLO
#	M80A00201	C00256	VITE TE 88 PF FP M20X1,5X130 ZINC UNI 57	SCREW	VIS	SCHRAUBE	TORNILLO
#	M85A00066	C02558	DADO AUTOBLOC BASSO 8 PF M20X1,5 H=20 UNI 7474	NUT	BOULONS	NUT	DADO
#	M85A00089	C02657	DADO AUTOBLOC ALTO 8 M16X1,5 H=18 UNI 7473	NUT	BOULONS	NUT	DADO
#	M90A00010	C03007	RONDELLA PIANA D.17 DIN125-A ZINC.	WASHER	RONDELLE	UNTERLEGSSCHEIBE	ARANDELLA
#	M90A00011	C03008	RONDELLA PIANA D.21 DIN125-A ZINC.	WASHER	RONDELLE	UNTERLEGSSCHEIBE	ARANDELLA
#	M90A00044	C03155	RONDELLA GROWER RINF. D.12 ASA B27	WASHER	RONDELLE	UNTERLEGSSCHEIBE	ARANDELLA
#	MB0A00076	C04665	"SPINA SPIROL D.12X80 TRATTATA "" GEOMET ""	SOCKET	GOUPILLE	STECKER	PASADOR
#	H00A00039	C10078	PARAOLIO BA D.75X110X12	SEALING RING	JOINT SPI	OELABDICHTUNG	PARAOLIO
#	H00A00091	C10325	CAPPELOTTO D.110x10	PLASTIC GUARD	BACHE	KUNSTSTOFF-DECKEL	SOMBRETERE
#	H10A00002	C10608	ANELLO V-RING D.INT.54X9 (CR400600)	RING	AMORTISSEUR	RING	ANILLO
#	M20A00064	C21412	CUSCINETTO 30212 60X110X23,75	BEARING	ROULEMENT	KUGELLAGER	COJINETE
#	M30A00007	C23015	SUPPORTO UCF 209	SUPPORT	SUPPORT	STUTZE	APOYO
#	MJ5A00001	C41101	INGRASSATORE M6X1 DIRITTO	GREASE NIPPLE	GRAISSOR	FETTBUECHSE	ENGRASADOR
#	MF0A00037	C51640	COLONNETTA M18x1.5x50	COLUMN	COLONNE	SAUKE	COLONNETTA
#	MF0A00039	C51651	DADO PER COLONNETTA M18x1.5	NUT	BOULONS	NUT	DADO
#	M00A00004	C51809	RUOTA COMPLETA 235/75-17.5 6 FORI	WHEEL	ROUE	RAD	RUEDA
#	SCOA00076	CF3071	SERIE GUARNIZIONI CIL. M03315 D.100 D.45 (REBOS)	SERIES	SÉRIE	SERIE	SERIE
#	M95A00023	D01826	GHIERA CON COLLARE M60x1,5	METAL RING	RONDELLE	METALL-RING	RUEDA
#	MF5A00016	D02171	MOLLA COMPRESS. DE.35x40xFilò 5.5	SPRING	RESSORT	FEDER	MUELLE
#	C15A00238	D03228	DIST. D.26,9 D.16,25 L.50 ZINC	SPACER	ENTRETOISE	ABSTANDSTUECK	ESPACIADORES
#	C15A00239	D03229	DIST. D.40 d.21 L.65 zinc	SPACER	ENTRETOISE	ABSTANDSTUECK	ESPACIADORES
#	M15A00040	D03352	PERNO D.40x199 UT. 2 FORI D.12 carb+zinc	PIN	PIVOT	STIFT	PIN
#	M15A00042	D03355	PERNO D.40X159 UT. 2 FORI D.12 TEMPR.INDUZ.	PIN	PIVOT	STIFT	PIN
#	M15A00043	D03356	PERNO D.40X94 UT. 2 FORI D.12 TEMPR.INDUZ.	PIN	PIVOT	STIFT	PIN
#	C05A04324	D03580	SCHERMO PIANO UCF-209 3MM	SCREEN	ECRAN	SCHIRM	PANTALLA
#	C05A04348	D03744	SEMIDISCO DI FRENATURA CARRELLO DX	-	-	-	-
#	C05A04351	D03756	RONDELLA D.53X13X8	WASHER	RONDELLE	UNTERLEGSSCHEIBE	ARANDELLA
#	C05A04920	D05577	RONDELLA D.60X17X4	WASHER	RONDELLE	UNTERLEGSSCHEIBE	ARANDELLA
#	C20A00576	E03227	PIATTO PORTA FERODO	METAL STRAP	METAL DEPLOYE	BANDEISEN	PLATILLO
#	C20A00701	E03743	MOZZO CON FLANGIA SNODO CARRELLO DX ***	HUB	ESSIEU	NABE	MAZO
#	C20A00703	E03751	PERNO CON FLANGIA 6 FORI CARRELLO DX ***	PIN	PIVOT	STIFT	PIN
#	C20A00704	E03755	FORCELLA RUOTA CARRELLO DX ***	FORK	MACHOIRE	GABEL	HORQUILLA
#	C20A00880	E04653	STAFFA FISSAGGIO CILINDRO CARRELLO DX	BRACKET	SUPPORT	BUEGEL	SOPORTE
#	C20A00881	E04658	STAFFA DESTRA SNODO CARRELLO DX	BRACKET	SUPPORT	BUEGEL	SOPORTE
#	C20A00882	E04659	STAFFA SINISTRA SNODO CARRELLO DX	BRACKET	SUPPORT	BUEGEL	SOPORTE
#	C20A00883	E04660	TELAIO POSTERIORE CARRELLO DX	FRAME	CHASSIS	RAHMEN	MARCO
#	H80A00010	M03315	CILINDRO D.100 C.430 S.45 DX	CYLINDER	CYLINDRE	ZYLINDER	CILÍNDRICA



100202_01



Registro idraulico rullo DX

Hydraulic adjuster DX

Registre hydraulique DX

Hydraulische verstellung DX

Drawing Code: **100202_1**

Accessories: SA5A00021

N°	Code	Old.	Descrizione / Description	GB	FR	D	E
#	M80A00195	C00250	VITE TE 88 PF FP M20X1,5X60 ZINC UNI 573	SCREW	VIS	SCHRAUBE	TORNILLO
#	M80A00197	C00252	VITE TE 88 PF FP M20X1,5X80 ZINC UNI 573	SCREW	VIS	SCHRAUBE	TORNILLO
#	M85A00066	C02558	DADO AUTOBLOC BASSO 8 PF M20X1,5 H=20 UNI 7474	NUT	BOULONS	NUT	DADO
#	H40A00002	C40341	VITE FORATA 3/8X31	SCREW	VIS	SCHRAUBE	TORNILLO
#	H40A00003	C40342	VITE FORATA DOPPIA 3/8X49	SCREW	VIS	SCHRAUBE	TORNILLO
#	H35A00042	C40382	RONDELLA RAME 3/8 D.17	WASHER	RONDELLE	UNTERLEGSCHIEBE	ARANDELLA
#	H35A00043	C40383	RONDELLA RAME 1/2 D.21	WASHER	RONDELLE	UNTERLEGSCHIEBE	ARANDELLA
#	H35A00098	C40520	OCCHIO 3/8 CON TUBETTO D.12X40 ZINC.	EYE	ŒIL	AUGE	OJOS
#	H55A00003	C40606	RUBINETTO A SFERA 3/8 OGIVA 12 400 BAR	TAP	ROBINET	HAHN	GRIFOS
#	H50A00005	C41510	INNESTO RAPIDO MASCHIO ATT. 1/2 F NV	COUPLING	ACCOUPLMENT	KUPPLUNG	COMPROMISO
#	G10A00002	C41520	TAPPO PROT.INNESTO RAPIDO 1/2 MASCHIO BLU	PLUG	BOUCHON	STOEPSSEL	ENCHUFE
#	MH5A00015	C50605	FASCETTA CABLAGGIO 7.6 X 240 NERE	CLIP	RIVELSAN	BAND	BANDAS
#	G10A00031	C50660	GUAINA MANICHETTA L 80 NERA TESSILE	SHEATH	GAINÉ	MANTEL	VAINA
#	C05A04322	D03568	LAMA RULLO SUPERIORE DX SP.10	METAL PLATE	LAME	METALL-PLATTE	CUCHILLA
#	H35A00115	D05981	NIPLES RIDUZIONE 1/2 3/8 CON FORO D.1,6	NIPLES	NIPLES	NIPLES	NIPLES
#	C20A00784	E04238	BRACCIO REG. IDR. RULLO DF/DX	ARM	BRAS	ARM	BRAZO
#	H80A00016	M04203	CILINDRO D.60 C.100 S.30 PASSANTE	CYLINDER	CYLINDRE	ZYLINDER	CILÍNDRICA
#	H75A00023	M04260	"TUBO IDR OH3/8"-R1AT 1/4""X2200-OH3/8""	TUBE	TUBE	ROHR	TUBO
#	H75A00024	M04261	"TUBO IDR OH3/8"-R1AT 1/4""X4200-FD3/8""	TUBE	TUBE	ROHR	TUBO

Attacco idraulico per seminatrice DX

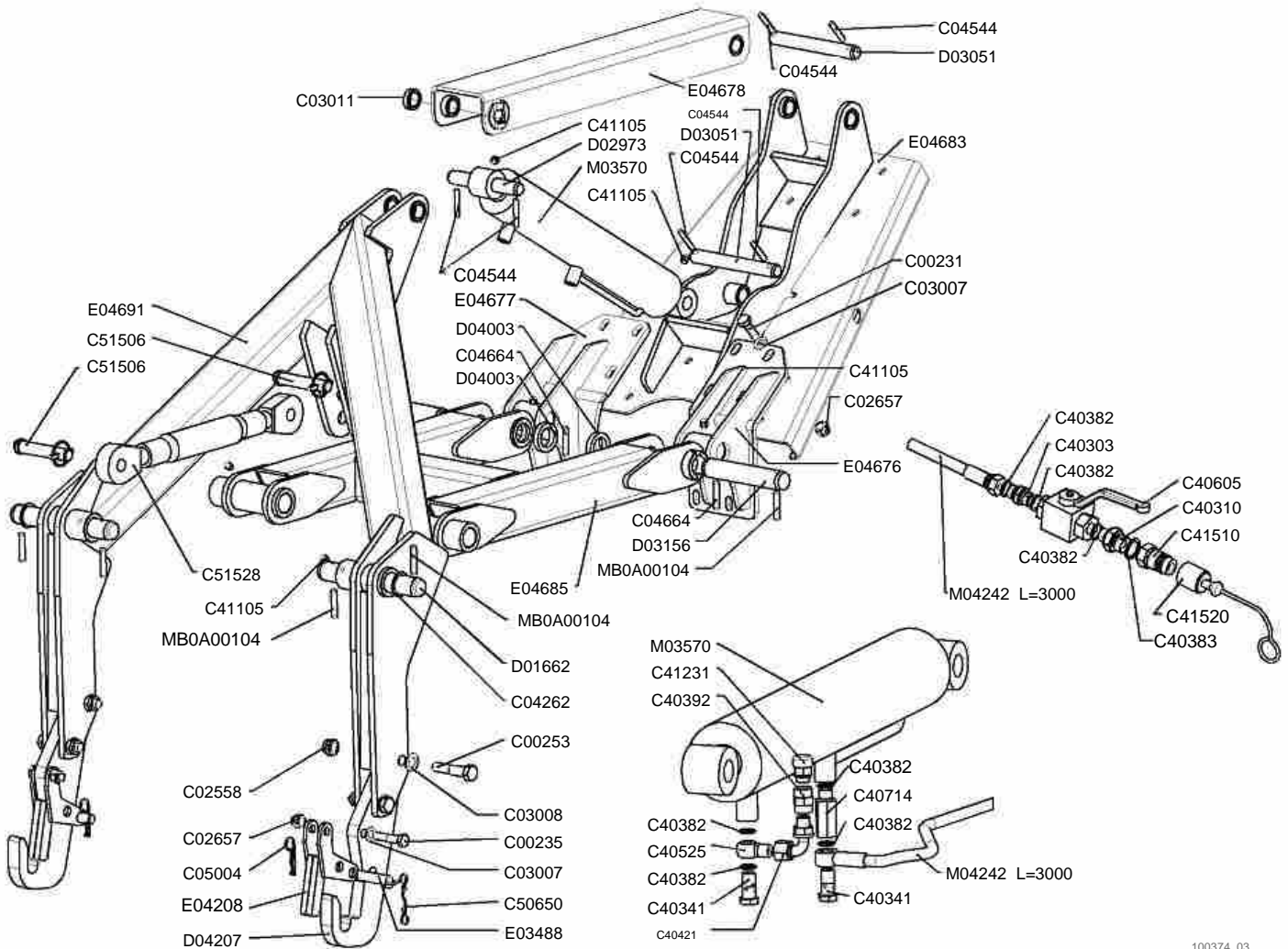
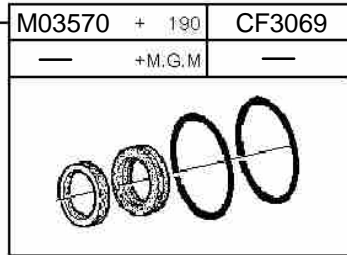
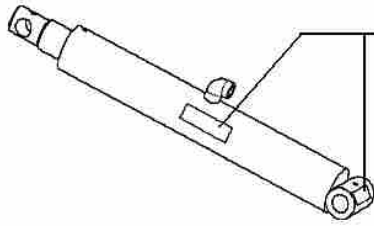
Hydraulic quick coupling for sowing machine DX

Attelage hydraulique pour semoir DX

Hydro Hitch für Drillmaschine DX

Drawing Code: **100374_3**

Accessories: S40A00019



100374_03



Attacco idraulico per seminatrice DX

Hydraulic quick coupling for sowing machine DX

Attelage hydraulique pour semoir DX

Hydro Hitch für Drillmaschine DX

Drawing Code: **100374_3**

Accessories: S40A00019

N°	Code	Old.	Descrizione / Description	GB	FR	D	E
#	M80A00180	C00231	VITE TE 88 PF FP M16X1,5X50 ZINC UNI 573	SCREW	VIS	SCHRAUBE	TORNILLO
#	M80A00184	C00235	VITE TE 88 PF FP M16X1,5X70 ZINC UNI 573	SCREW	VIS	SCHRAUBE	TORNILLO
#	M80A00198	C00253	VITE TE 88 PF FP M20X1,5X90 ZINC UNI 573	SCREW	VIS	SCHRAUBE	TORNILLO
#	M85A00066	C02558	DADO AUTOBLOC BASSO 8 PF M20X1,5 H=20 UNI 7474	NUT	BOULONS	NUT	DADO
#	M85A00089	C02657	DADO AUTOBLOC ALTO 8 M16X1,5 H=18 UNI 7473	NUT	BOULONS	NUT	DADO
#	M90A00010	C03007	RONDELLA PIANA D.17 DIN125-A ZINC.	WASHER	RONDELLE	UNTERLEGSSCHEIBE	ARANDELLA
#	M90A00011	C03008	RONDELLA PIANA D.21 DIN125-A ZINC.	WASHER	RONDELLE	UNTERLEGSSCHEIBE	ARANDELLA
#	M90A00014	C03011	RONDELLA PIANA D.28 DIN125-A ZINC.	WASHER	RONDELLE	UNTERLEGSSCHEIBE	ARANDELLA
#	MA5A00060	C04262	SPESSORE REG. * 40,2X49,8X2	THICKNESS	CALES	DICKE	ESPEJOR
#	MB0A00032	C04544	SPINA ELASTICA D.10X60	SOCKET	GOUPILLE	STECKER	PASADOR
#	MB0A00075	C04664	SPINA SPIROL D.12X60	SOCKET	GOUPILLE	STECKER	PASADOR
#	MB0A00087	C05004	SPINA A MOLLA D.4	SOCKET	GOUPILLE	STECKER	PASADOR
#	H35A00003	C40303	NIPLES 3/8 3/8	NIPLES	NIPLES	NIPLES	NIPLES
#	H35A00010	C40310	NIPLES RIDUZ. 1/2 3/8	NIPLES	NIPLES	NIPLES	NIPLES
#	H40A00002	C40341	VITE FORATA 3/8X31	SCREW	VIS	SCHRAUBE	TORNILLO
#	H35A00042	C40382	RONDELLA RAME 3/8 D.17	WASHER	RONDELLE	UNTERLEGSSCHEIBE	ARANDELLA
#	H35A00043	C40383	RONDELLA RAME 1/2 D.21	WASHER	RONDELLE	UNTERLEGSSCHEIBE	ARANDELLA
#	H35A00051	C40392	"MANICOTTO 3/8" FF L=30 USO ARIA *sost.*"	SLEEVE	MANCHON	MUFFE	MANGA
#	H35A00075	C40421	CURVA 90° MF 3/8 GIRELLO	CURVE	COURBE	BOGEN	CURVO
#	H35A00101	C40525	"OCCHIO FILETTATO 3/8"	EYE	ŒIL	AUGE	OJOS
#	H55A00002	C40605	RUBINETTO A SFERA 3/8 400 BAR	TAP	ROBINET	HAHN	GRIFOS
#	H70A00011	C40714	VALVOLA PARACADUTE (TAR1.5) COLON. 3/8H=40MM TEN. DIN	VALVE	SOUPAPE	VENTIL	VALVULA
#	MJ5A00005	C41105	INGRASSATORE M10X1 DIRITTO	GREASE NIPPLE	GRAISSOR	FETTBUCHSE	ENGRASADOR
#	H65A00003	C41231	TAPPO SFIATO 3/8 GAS (30/A) LABIRINTO	PLUG	BOUCHON	STOEPSSEL	ENCHUFE
#	H50A00005	C41510	INNESTO RAPIDO MASCHIO ATT. 1/2 F NV	COUPLING	ACCOUPEMENT	KUPPLUNG	COMPROMISO
#	G10A00002	C41520	TAPPO PROT.INNESTO RAPIDO 1/2 MASCHIO BLU	PLUG	BOUCHON	STOEPSSEL	ENCHUFE
#	M79A00002	C50650	GOMMINO CON ANELLI L.240 MM.	RUBBER	CAOUTCHOUC	BELAG	GOMAS
#	M15A00005	C51506	PERNO 3?. D.25 CON CAT. (ART.33457)	PIN	PIVOT	STIFT	PIN
#	ME0A00011	C51528	TIRANTE D.25,4 M36X3 L=525/760	TIE ROD	TIRANT	ZUGSTANGE	TIRANTE
#	SCOA00074	CF3069	SERIE GUARNIZIONI CIL. M03570 D.85 D.40 (REBOS)	SERIES	SÉRIE	SERIE	SERIE
#	M15A00019	D01662	PERNO D.40X213 UT.2 FORI D.12 TEMPR.IND+ZINC	PIN	PIVOT	STIFT	PIN
#	M15A00033	D02973	PERNO D.28X152 UT.2 FORI D.10 ZINC	PIN	PIVOT	STIFT	PIN
#	M15A00036	D03051	PERNO D.28X194 UT. 2 FORI D.10 ZINC***	PIN	PIVOT	STIFT	PIN
#	M15A00038	D03156	PERNO D.40X155 UT. 2 FORI D.12 TEMPR.INDUZ.	PIN	PIVOT	STIFT	PIN
#	C05A04381	D04003	RONDELLA D.60.3X40.5X12	WASHER	RONDELLE	UNTERLEGSSCHEIBE	ARANDELLA
#	C20A00010	D04207	GANCIO ATTACCO SEMINATRICE DF-DX 30mm	HOOK	ATTACHE	HAKEN	ENGANCHE
#	M15A00174	E03488	PERNO ROND D.20X63 UT. FORO D.6 ZINC***	PIN	PIVOT	STIFT	PIN
#	C20A00778	E04208	FERMO GANCIO ATTACCO SEM. DF-DX	MECH. STOP	FERMETURE	MECH. SPERRUNG	PARADO
#	C20A00884	E04676	STAFFA DESTRA SNODO ATT. SEM. DX	BRACKET	SUPPORT	BUEGEL	SOPORTE
#	C20A00885	E04677	STAFFA SINISTRA SNODO ATT. SEM. DX	BRACKET	SUPPORT	BUEGEL	SOPORTE
#	C20A00886	E04678	BRACCIO SUPER. ATT. SEM. DF/DG/DX	ARM	BRAS	ARM	BRAZO
#	C20A00887	E04683	COPERTURA PORTA CIL. ATT. SEM. DX	COVER	COUVERTURE	ABDECKUNG	CUBIERTA
#	C20A00888	E04685	BRACCI INFERIORI ATT. SEM. DF/DG/DX	ARMS	BRASES	ARM	BRAZO
#	C20A00889	E04691	TELAIO POSTERIORE ATT. SEM. DF/DG/DX	FRAME	CHASSIS	RAHMEN	MARCO
#	H80A00011	M03570	CILINDRO D.85 C.430 S.40 DF4	CYLINDER	CYLINDRE	ZYLINDER	CILÍNDRICA
#	H75A00019	M04242	"TUBO IDR OH3/8"-R1AT 1/4"X3000-FD3/8"	TUBE	TUBE	ROHR	TUBO
#	MB0A00104		"SPINA SPIROL D.12X60 TRATTATA "" GEOMET ""	SOCKET	GOUPILLE	STECKER	PASADOR

Copyright © 2009 Alpego s.p.a. ®

Tutti i diritti sono riservati. È vietata espressamente la ristampa o l'uso non autorizzato senza permesso scritto dalla Alpego s.p.a.

Tous droits réservés. Toute réimpression ou utilisation non autorisée sans la permission écrite de la Alpego s.p.a. est formellement interdite

Alle Rechte vorbehalten. Nachdruck, Vervielfältigung und Verbreitung, auch auszugsweise, ist ohne schriftliche Genehmigung der Alpego s.p.a.

Al rights reserved. Any reprinting or unauthorized use without the written permission of Alpego s.p.a. is expressly prohibited

Todos los derechos reservados. Toda reproducción o uso no autorizado sin el consentimiento escrito de Alpego s.p.a. quedan expresamente prohibidos

19/12/2013

Kit fine corsa attacco idraulico per seminatrice DG-DX

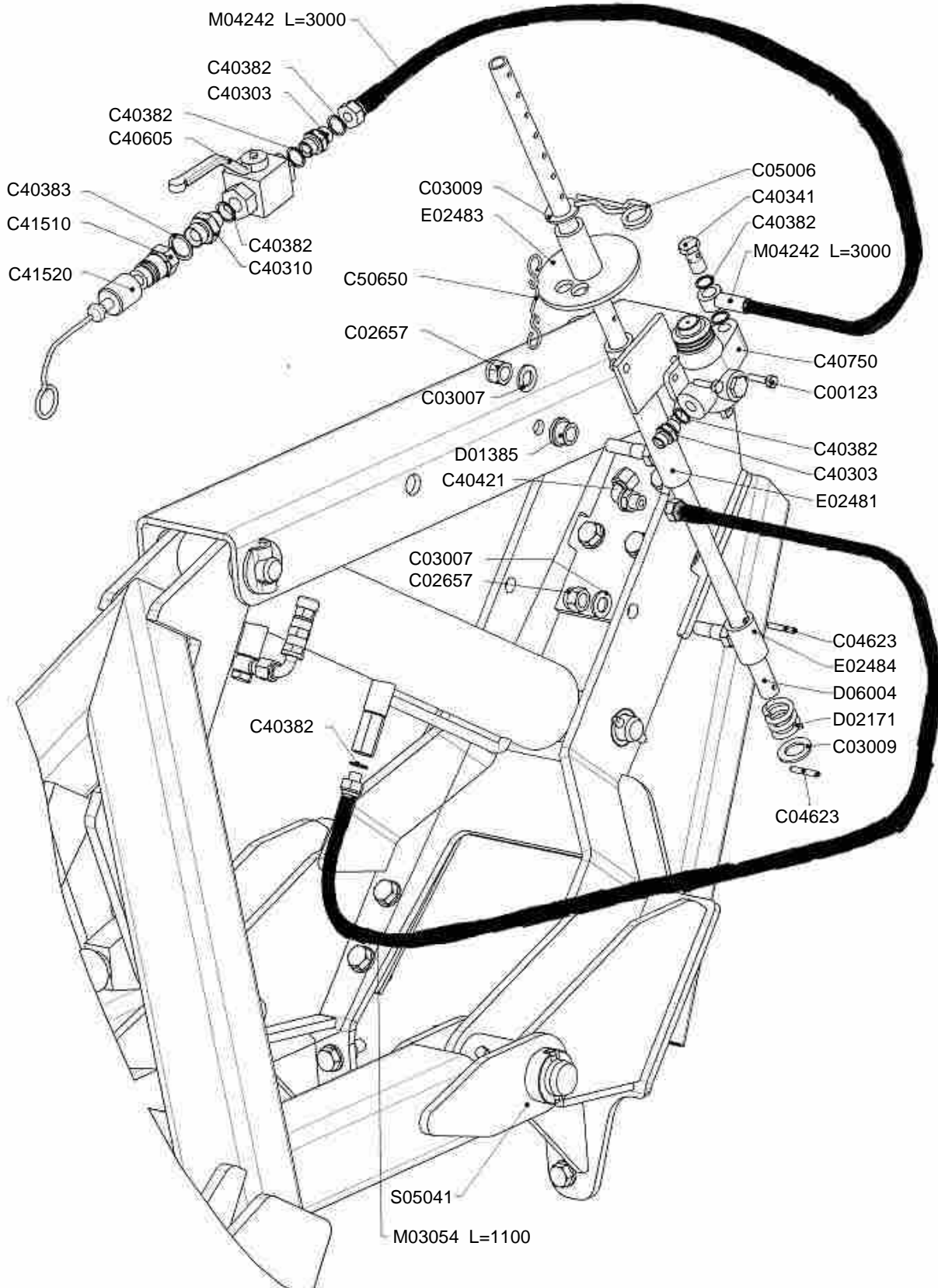
Kit blocking of Hydraulic quick coupling for DG-DX

Kit de Blocage pour Attelage hydraulique pour semoir DG-DX

Installationsatzblockieren für Hydro Hitch DG-DX

Drawing Code: **100378_1**

Accessories: SZ9A00011



100378_01



Kit fine corsa attacco idraulico per seminatrice DG-DX

Kit blocking of Hydraulic quick coupling for DG-DX

Kit de Blocage pour Attelage hydraulique pour semoir DG-DX

Installationsatzblockieren für Hydro Hitch DG-DX

Drawing Code:

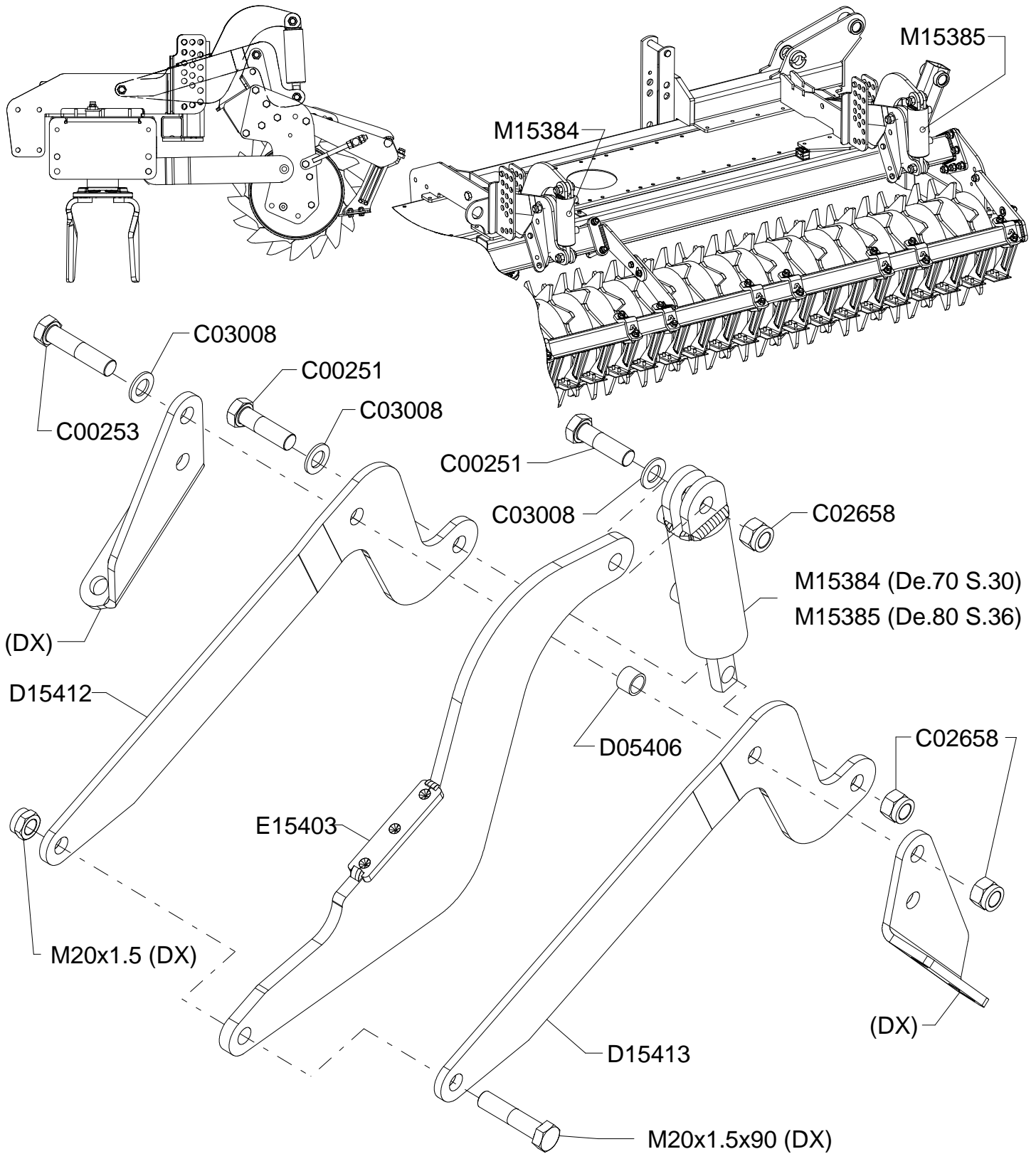
100378_1

Accessories:

SZ9A00011

N°	Code	Old.	Descrizione / Description
#	M80A00112	C00123	VITE TE 88 PG FT M8X30 ZINC UNI 5739
#	M85A00089	C02657	DADO AUTOBLOC ALTO 8 M16X1,5 H=18 UNI 7473
#	M90A00010	C03007	RONDELLA PIANA D.17 DIN125-A ZINC.
#	M90A00012	C03009	RONDELLA PIANA D.23 DIN125-A ZINC
#	MB0A00060	C04623	SPINA SPIROL D.6X40
#	MB0A00089	C05006	SPINA A MOLLA D.5 DOPPIA SPIRA
#	H35A00003	C40303	NIPLES 3/8 3/8
#	H35A00010	C40310	NIPLES RIDUZ.1/2 3/8
#	H40A00002	C40341	VITE FORATA 3/8X31
#	H35A00042	C40382	RONDELLA RAME 3/8 D.17
#	H35A00043	C40383	RONDELLA RAME 1/2 D.21
#	H35A00075	C40421	CURVA 90° MF 3/8 GIRELLO
#	H55A00002	C40605	RUBINETTO A SFERA 3/8 400 BAR
#	H70A00026	C40750	VALVOLA F.CORSA V-FCR-IT-60 PERN.PROL.
#	H50A00005	C41510	INNESTO RAPIDO MASCHIO ATT.1/2 F NV
#	G10A00002	C41520	TAPPO PROT.INNESTO RAPIDO 1/2 MASCHIO BLU
#	M79A00002	C50650	GOMMINO CON ANELLI L.240 MM.
#	C15A00062	D01385	BUSSOLA D25/32 D.16,5 L.18,5 CARBON+ZINC
#	MF5A00016	D02171	MOLLA COMPRESS. DE.35x40xFilo 5.5
#	C15A00409	D06004	ASTA REG. FINE CORSA ATTACCO IDR. DG/DX
#	C20A00445	E02481	SUPPORTO VALVOLA FINE CORSA
#	C20A00446	E02483	DISCO CON MOZZO FINE CORSA BIGA
#	C20A00447	E02484	BUSSOLA INFERIORE ASTA FINE CORSA
#	H75A00010	M03054	"TUBO IDR FD3/8"-R1AT 1/4"X1100-MD3/8"
#	H75A00019	M04242	"TUBO IDR OH3/8"-R1AT 1/4"X3000-FD3/8"
#	S40A00020	S05041	ATTACCO SEMINATRICE DF/DG PARALLELE X 1500KG

GB	FR	D	E
SCREW	VIS	SCHRAUBE	TORNILLO
NUT	BOULONS	NUT	DADO
WASHER	RONDELLE	UNTERLEGSCHLEIBE	ARANDELLA
WASHER	RONDELLE	UNTERLEGSCHLEIBE	ARANDELLA
SOCKET	GOUPILLE	STECKER	PASADOR
SOCKET	GOUPILLE	STECKER	PASADOR
NIPLES	NIPLES	NIPLES	NIPLES
NIPLES	NIPLES	NIPLES	NIPLES
SCREW	VIS	SCHRAUBE	TORNILLO
WASHER	RONDELLE	UNTERLEGSCHLEIBE	ARANDELLA
WASHER	RONDELLE	UNTERLEGSCHLEIBE	ARANDELLA
CURVE	COURBE	BOGEN	CURVO
TAP	ROBINET	HAHN	GRIFOS
VALVE	SOUPAPE	VENTIL	VALVULA
COUPLING	ACCOUPLLEMENT	KUPPLUNG	COMPROMISO
PLUG	BOUCHON	STOEPSSEL	ENCHUFE
RUBBER	CAOUTCHOUC	BELAG	GOMAS
BUSHING	ENTRETOISE	BUCHSE	BRUJULA
SPRING	RESSORT	FEDER	MUELLE
ROD	POLE	STIFT	POLOS
SUPPORT	SUPPORT	STUTZE	APOYO
DISC	DISQUE	SCHEIBE	DISCO
BUSHING	ENTRETOISE	BUCHSE	BRUJULA
TUBE	TUBE	ROHR	TUBO
TUBE	TUBE	ROHR	TUBO
CONNECTION	ATTELAGE	ANSCHLUSS	ATAQUE



K00A01053_00



Componenti registro idraulico rullo 2012

Components register hydraulic roller 2012

Composants enregistrar hydraulique de rouleau 2012

Komponenten zu registrieren Abdrückrollen 2012

Drawing Code: **K00A01053_0**

Accessories: SA5A00068 - SA5A00069

N°	Code	Old.	Descrizione / Description
#	M80A00196	C00251	VITE TE 88 PF FP M20X1,5X70 ZINC UNI 573
#	M80A00198	C00253	VITE TE 88 PF FP M20X1,5X90 ZINC UNI 573
#	M85A00090	C02658	DADO AUTOBLOC ALTO 8 M20X1,5 H=22 UNI 7473
#	M90A00011	C03008	RONDELLA PIANA D.21 DIN125-A ZINC.
#	C00A00208	D05406	DIST. D.26,9 d.21,7 L.19 zinc
#	C10A03406	D15412	LAMA RULLO DES REGISTRO IDRAULICO DX
#	C10A03407	D15413	LAMA RULLO SIN REGISTRO IDRAULICO DX
#	C20A02411	E15403	BRACCIO REGISTRO IDRAULICO DX
#	H80A00054	M15384	CILINDRO D.60 C.80 S.30
#	H80A00055	M15385	CILINDRO D.70 C.80 S.36

GB	FR	D	E
SCREW	VIS	SCHRAUBE	TORNILLO
SCREW	VIS	SCHRAUBE	TORNILLO
NUT	BOULONS	NUT	DADO
WASHER	RONDELLE	UNTERLEGSCHIEBE	ARANDELLA
SPACER	ENTRETOISE	ABSTANDSTUECK	ESPACIADORES
METAL PLATE	LAME	METALL-PLATTE	CUCHILLA
METAL PLATE	LAME	METALL-PLATTE	CUCHILLA
ARM	BRAS	ARM	BRAZO
CYLINDER	CYLINDRE	ZYLINDER	CILÍNDRICA
CYLINDER	CYLINDRE	ZYLINDER	CILÍNDRICA

Impianto registro idraulico rullo 2012

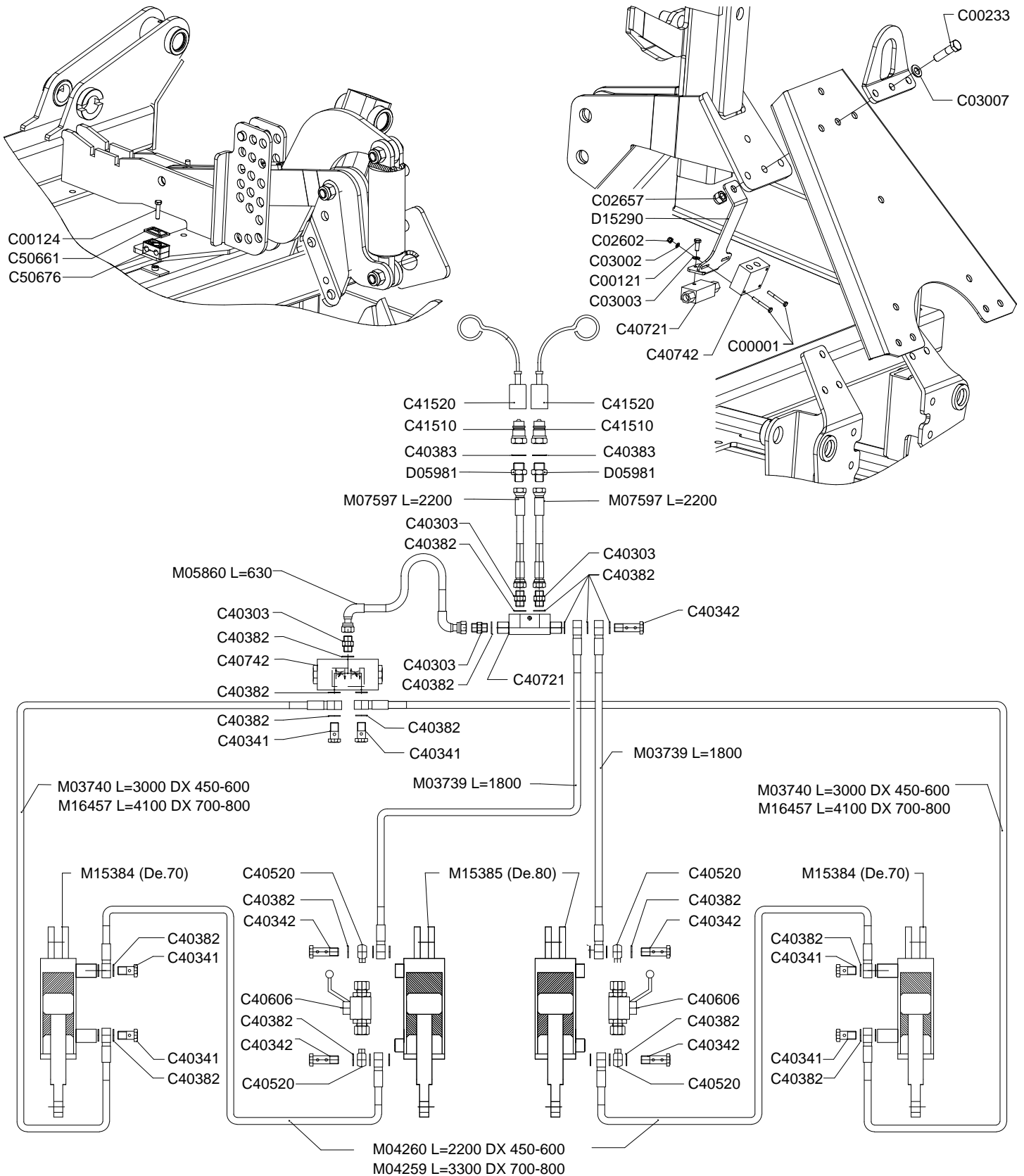
Hydraulic connection register hydr. roller 2012

Connexion hydraulique enregistreur hydr. de rouleau 2012

Hydraulische Verbindung zu registrieren Abdrückrollen 2012

Drawing Code: **K00A01054_0**

Accessories: SA5A00068 - SA5A00069



K00A01054_00



Impianto registro idraulico rullo 2012

Hydraulic connection register hydr. roller 2012

Connexion hydraulique enregistrer hydr. de rouleau 2012

Hydraulische Verbindung zu registrieren Abdrückrollen 2012

Drawing Code: **K00A01054_0**

Accessories: SA5A00068 - SA5A00069

N°	Code	Old.	Descrizione / Description	GB	FR	D	E
#	M80A00001	C00001	VITE TE 88 PG FP M6X50 ZINC UNI 5737	SCREW	VIS	SCHRAUBE	TORNILLO
#	M80A00110	C00121	VITE TE 88 PG FT M8X20 ZINC UNI 5739	SCREW	VIS	SCHRAUBE	TORNILLO
#	M80A00113	C00124	VITE TE 88 PG FT M8X35 ZINC UNI 5739	SCREW	VIS	SCHRAUBE	TORNILLO
#	M80A00182	C00233	VITE TE 88 PF FP M16X1,5X60 ZINC UNI 573	SCREW	VIS	SCHRAUBE	TORNILLO
#	M85A00073	C02602	DADO AUTOBLOC ALTO 8 M6 H=7.8 UNI 7473	NUT	BOULONS	NUT	DADO
#	M85A00089	C02657	DADO AUTOBLOC ALTO 8 M16X1,5 H=18 UNI 7473	NUT	BOULONS	NUT	DADO
#	M90A00003	C03002	RONDELLA PIANA D.6,4 DIN125-A ZINC.	WASHER	RONDELLE	UNTERLEGSCHIEBE	ARANDELLA
#	M90A00005	C03003	RONDELLA PIANA D.8,4 DIN125-A ZINC.	WASHER	RONDELLE	UNTERLEGSCHIEBE	ARANDELLA
#	M90A00010	C03007	RONDELLA PIANA D.17 DIN125-A ZINC.	WASHER	RONDELLE	UNTERLEGSCHIEBE	ARANDELLA
#	H35A00003	C40303	NIPLES 3/8 3/8	NIPLES	NIPLES	NIPLES	NIPLES
#	H40A00002	C40341	VITE FORATA 3/8X31	SCREW	VIS	SCHRAUBE	TORNILLO
#	H40A00003	C40342	VITE FORATA DOPPIA 3/8X49	SCREW	VIS	SCHRAUBE	TORNILLO
#	H35A00042	C40382	RONDELLA RAME 3/8 D.17	WASHER	RONDELLE	UNTERLEGSCHIEBE	ARANDELLA
#	H35A00043	C40383	RONDELLA RAME 1/2 D.21	WASHER	RONDELLE	UNTERLEGSCHIEBE	ARANDELLA
#	H35A00098	C40520	OCCHIO 3/8 CON TUBETTO D.12X40 ZINC.	EYE	ŒIL	AUGE	OJOS
#	H55A00003	C40606	RUBINETTO A SFERA 3/8 OGIVA 12 400 BAR	TAP	ROBINET	HAHN	GRIFOS
#	H70A00013	C40721	VALVOLA BLOCCO 3/8 VBPDE L=126 CORTA	VALVE	SOUPAPE	VENTIL	VALVULA
#	H70A00019	C40742	VALVOLA DIVISORE 3/8 VDFR 38-24 (12-24 L/MIN)	VALVE	SOUPAPE	VENTIL	VALVULA
#	H50A00005	C41510	INNESTO RAPIDO MASCHIO ATT.1/2 F NV	COUPLING	ACCOUPEMENT	KUPPLUNG	COMPROMISO
#	G10A00002	C41520	TAPPO PROT.INNESTO RAPIDO 1/2 MASCHIO BLU	PLUG	BOUCHON	STOEPSSEL	ENCHUFE
#	C15A00017	C50661	COPERCHIO FERMATUBO POLIPROP. 2 TUBI	LID	COUVERCLE	DECKEL	TAPA
#	G10A00035	C50676	"COLLARE POLI. CF2 DOPPIO D.1/4" (COPPIA)"	METAL RING	COLLARE	METALLRING	COLLAR
#	H35A00115	D05981	NIPLES RIDUZIONE 1/2 3/8 CON FORO D.1,6	NIPLES	NIPLES	NIPLES	NIPLES
#	C10A03392	D15290	STAFFA VALVOLE DIVIS + BLOCCO DX SP 5MM	BRACKET	SUPPORT	BUEGEL	SOPORTE
#	H75A00011	M03739	"TUBO IDR OH3/8"-R1AT 1/4"X1850-OH3/8"	TUBE	TUBE	ROHR	TUBO
#	H75A00012	M03740	"TUBO IDR OH3/8"-R1AT 1/4"X3050-OH3/8"	TUBE	TUBE	ROHR	TUBO
#	H75A00022	M04259	"TUBO IDR OH3/8"-R1AT 1/4"X3300-OH3/8"	TUBE	TUBE	ROHR	TUBO
#	H75A00023	M04260	"TUBO IDR OH3/8"-R1AT 1/4"X2200-OH3/8"	TUBE	TUBE	ROHR	TUBO
#	H75A00044	M05860	"TUBO IDR F903/8"-R1A 3/8"X630-F903/8"	TUBE	TUBE	ROHR	TUBO
#	H75A00060	M07597	"TUBO IDR FD3/8"-R1AT 1/4"X2200-FD3/8"	TUBE	TUBE	ROHR	TUBO
#	H80A00054	M15384	CILINDRO D.60 C.80 S.30	CYLINDER	CYLINDRE	ZYLINDER	CILÍNDRICA
#	H80A00055	M15385	CILINDRO D.70 C.80 S.36	CYLINDER	CYLINDRE	ZYLINDER	CILÍNDRICA
#							